

Company: Radwin Ltd.

Product Name: AP0168031

Report No.: RDWN49 – Test Setup Photos

PHOTOS - TEST SETUP




1. Test Setup Photographs

1.1.1. Test Setup - CE - AC Conducted Emissions



Conducted Emissions AC line Front View


This test report may be reproduced in full only. The document may only be updated by MiCOM Labs personnel. All changes will be noted in the Document History section of the report.




Conducted Emissions AC line Side View

This test report may be reproduced in full only. The document may only be updated by MiCOM Labs personnel. All changes will be noted in the Document History section of the report.

1.1.2. Test Setup - RE#1 - Radiated Emissions - 3m Chamber



Radiated Emissions Antenna RW-9105-5158



Radiated Emissions Antenna RW-9401-5002

This test report may be reproduced in full only. The document may only be updated by MiCOM Labs personnel. All changes will be noted in the Document History section of the report.

1.1.3. Test Setup - RF#2 - Conducted



RF Conducted



575 Boulder Court
Pleasanton, California 94566, USA
Tel: +1 (925) 462 0304
Fax: +1 (925) 462 0306
www.micomlabs.com