



**From:** Chris Harvey EMC [SMTP:chrisharveyemc@comcast.net]  
**To:** Marianne Bosley  
**Cc:** SMeyers@metlabs.com  
**Subject:** Ready to Grant ITL, Bluesoft FCC ID: Q3HBS2020-0 MT#14712  
**Sent:** 11/25/2003 6:24 AM

**Importance:** Normal

Marianne, this application is Ready to Grant.

Please include the 2 additional attachments in the application, including all original files.

Check sheet is attached.

Thank you,

Chris Harvey

Chris Harvey EMC Consultants, LLC

cell 443-622-3300

-----Original Message-----

**From:** EMC [mailto:emc@itl.co.il]  
**Sent:** Tuesday, November 25, 2003 4:48 AM  
**To:** Chris Harvey EMC  
**Cc:** Reuven Amsalem (E-mail)  
**Subject:** RE: Request for Information Bluesoft FCC ID: Q3H BS2020-0 MT#14712

Hi Chris,

1. Attached is Bluesoft's statement concerning the frequency range of operation in the U.S.A. and the operator's inability to change it.
2. Bluesoft's response concerning compliance with Section 15.203:  
"In the Location Receiver" we are using an Reverse Polarity SMA connector , this comply to the 15.203 requirement since this is not a standard connector or antenna and fulfill the requirement of unique coupling. We are using the same connector type like a Wireless Ethernet Bridge from Linksys ( a Cisco company) FCC ID PKW-WM11."
3. Bluesoft's response concerning implementation of ferrite cores:  
"The Location Receiver unit is a part of a 802.11b location system, this system will be installed by Bluesoft or installation subcontractor which will be trained to install the Location Receiver only with

the the ferrite cores equal in quantity and type to those used during Certification testing. In addition, the special information concerning the ferrites' installation will be described in Bluesoft's installation instruction documentation."

4. Concerning the EMCO 3102 antenna, it's an error and it should be EMCO 3115. Attached is the revised list of test equipment concerning Section 6 in the report (Spurious Radiation above 1GHz).

5. Please let me know if you need any additional information.

Regards

Shaik Raz

EMC Laboratory Manager

EMC Laboratory

ITL (Product Testing) Ltd.

Kfar Bin Nun

Israel

Tel: +972-8-9797799

Fax: +972-8-9797702

Email: [sraz@itl.co.il](mailto:sraz@itl.co.il)

<http://www.itl.co.il>

<http://www.i-spec.com>

This e-mail message may contain privileged or confidential information. If you are not the intended recipient, you may not disclose, use, disseminate, distribute, copy or rely upon this message or attachment in any way. If you received this e-mail message in error, please return by forwarding the message and its attachments to the sender.

-----Original Message-----

**From:** Chris Harvey EMC [mailto:[chrisharveyemc@comcast.net](mailto:chrisharveyemc@comcast.net)]

**Sent:** Thursday, November 20, 2003 4:37 PM

**To:** [davids@itl.co.il](mailto:davids@itl.co.il)

**Subject:** Request for Information Bluesoft FCC ID: Q3H BS2020-0 MT#14712

David, I have performed the review for the Bluesoft application FCC ID: Q3H BS2020-0 which is MT#14712. I have the following items that need to be addressed before completion of this review can occur. Please respond to the following items:

1) The technical specifications state that these devices will operate on WiFi channels 1-14, subject to local regulations. I need to have a statement to provide to the FCC that explains how the channel selection is made and states that the operator does not have the ability to change the channels to ones that are not allowed to be used in the US.

2) 15.203 antenna requirements, this device uses SMA connectors (per specification) and is not professionally installed. This appears to violate 15.203 requirements. Please state how this device complies with 15.203 requirements.

3) 15.27 special accessories. The report indicates that ferrites were added to the DC cable and the LAN cable. Please have the applicant provide confirmation as to how these will be implemented and ensure that the end product will comply. The following note will be on the grant "This device must be marketed with an interface cable which incorporates ferrite cores equal in quantity and type to those used during Certification testing."

4) EMCO 3102 antenna is a Conical antenna according to the EMC Test Systems web site, although your report indicates that it is a Horn antenna. Please correct this discrepancy. Please provide the list of test equipment used for measurements from 1-25GHz. Double-ridged waveguide horn antennas are typically specified to operate up to 18 GHz.




I will continue to review this application upon receipt of the items requested.

Best regards,

Chris Harvey

Chris Harvey EMC Consultants, LLC

cell 443-622-3300

 Channel conf.pdf  E51200.01.pdf  #14712 15.247 for DTS - rev 1.pdf