

Item No.: E-W1901P

Features:

1. Wireless pager/chime and bell push button, for emergency alarm, elderly care, nursing home, and multiple scenarios.
2. Long remote distance, providing a max.600 ft(200m) range, depending on actual environment.
3. 32 ring tones for easy choice and 4-level volume control.
4. Bell push button is IP44 weatherproof, with neck strap for elderly people.
5. Self-learning codes allow users to add more additional push buttons and pagers.
6. Bell Push uses 1xCR2032 3V Battery(included).

Installation

The bell push can be mounted on door frame.
The chime can be put on table or put to the strip.

Transmitter unit

Push button



Fig. 1

To use a small flat bladed screw driver to remove the Transmitter cover


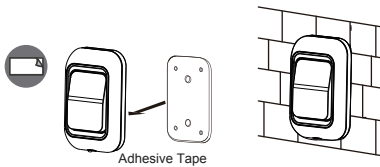
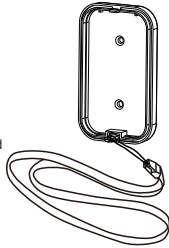
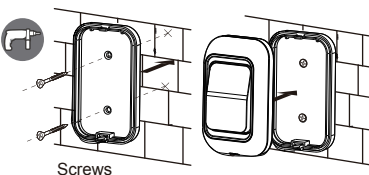


Fig. 2

Please take out the Insulated paper while using, 1pc 3V CR2032 battery included



Adhesive Tape



Screws

Fig. 3

Receiver unit

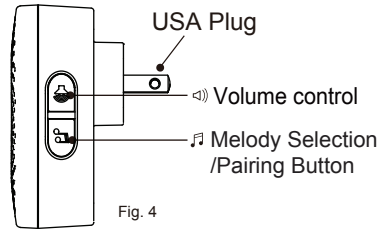


Fig. 4

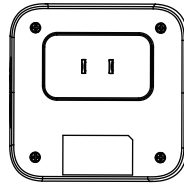


Fig. 5

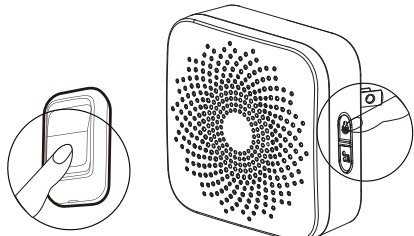


Fig. 6

FCC COMPLIANCE STATEMENT:

This device complies with part 15 of the FCC Rules.

Operation is subject to the following two conditions:

- (1) This device may not cause harmful interference, and
- (2) this device must accept any interference received, including interference that may cause undesired operation.

Note: This equipment has been tested and found to comply with the limits for a Class B digital device, pursuant to Part 15 of the FCC Rules. These limits are designed to provide reasonable protection against harmful interference in a residential installation. This equipment generates, uses and can radiate radio frequency energy and, if not installed and used in accordance with the instructions, may cause harmful interference to radio communications. However, there is no guarantee that interference will not occur in a particular installation. If this equipment does cause harmful interference to radio or television reception, which can be determined by turning the equipment off and on, the user is encouraged to try to correct the interference by one or more of the following measures:

Reorient or relocate the receiving antenna.

Increase the separation between the equipment and receiver.

Connect the equipment into an outlet on a circuit different from that to which the receiver is connected.

Consult the dealer or an experienced radio/TV technician for help.

Warning: Changes or modifications to this unit not expressly approved by the part responsible for compliance could void the user's authority to operate the equipment.

FCC Radiation Exposure Statement

The device has been evaluated to meet general RF exposure requirement. The device can be used in portable exposure condition without restriction.