

# **User Manual**

## **Wireless Remote Control with AC outlet Receiver**

JP8303-71L8,JP8309-71L8

# Introduction

Thank you for purchasing our products, this device is consist of receiver and wireless remote control, it is mainly used for light control.

# Specification

Receiver:

Model	JP8305-71L8
Input Power	AC 120V/60Hz, 12A , 1440W Max.
Output power	AC 120V/60Hz, 12A , 1440W Max.
Receive frequency:	433.92MHz
Receive sensitivity:	-103dBm

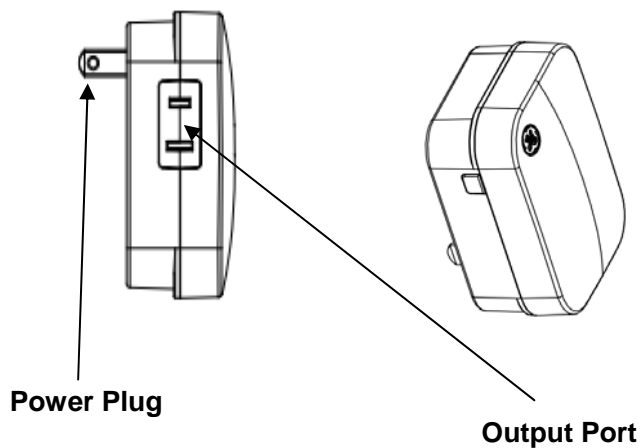
Transmitter:

Model	JP8303-71L8	JP8309-71L8	
Power Supply:	DC 3V CR2032 Battery		
Features:	Self-learning technology		
Transmit frequency:	433.92MHz		
Transmit power:	<0dBm		
Transmission distance:	50M (in the open air)		
Modulation:	ASK		
Key quantity:	6	2	
Function:	On/Off	On/Off	

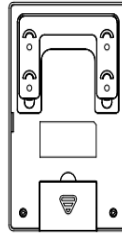
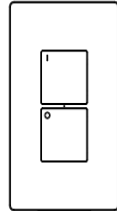
# Operation

Receiver Unit

Figure 1



**Transmitter unit:  
Figure 2**

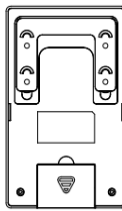
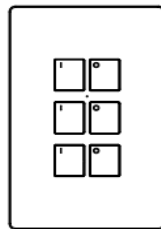


**ON**

**OFF**

**CR2032 DC 3V**

**(Model: JP8309-71L8)**



**ON**

**OFF**

**Up/Down CR2032 DC 3V**

**(Model: JP8303 -71L8)**

1. Plug the receiver into the AC 120V/60Hz power grid
2. Connect the light load into the OUTPUT port of receiver.
3. Install a CR2032 battery into the battery box of remote control.
4. Press “I” key to turn on light load or press “O” key to turn off.

## FCC Statement

This device complies with Part 15 of the FCC Rules. Operation is subject to the following two conditions: (1) This device may not cause harmful interference. (2) This device must accept any interference received, including interference that may cause undesired operation.

NOTE: This equipment has been tested and found to comply with the limits for a Class B digital device, pursuant to Part 15 of the FCC Rules. These limits are designed to provide reasonable protection against harmful interference in a residential installation. This equipment generates uses and can radiate radio frequency energy and, if not installed and used in accordance with the instructions, may cause harmful interference to radio communications. However, there is no guarantee that interference will not occur in a particular installation. If this equipment does cause harmful interference to radio or television reception, which can be determined by turning the equipment off and on, the user is encouraged to try to correct the interference by one or more of the following measures:

- Reorient or relocate the receiving antenna.
- Increase the separation between the equipment and receiver.
- Connect the equipment into an outlet on a circuit different from that to which the receiver is connected.
- Consult the dealer or an experienced radio/TV technician for help.

**WARNING:** Changes or modifications not expressly approved by the party responsible for compliance could void the user's authority to operate the equipment.

This device complies with FCC's RF radiation exposure limits set forth for an uncontrolled environment

## IC Statement

This device complies with Canada Industry licence-exempt RSS standard(s).

Operation is subject to the following two conditions:

- (1) this device may not cause interference; and
- (2) this device must accept any interference. Including interference that may cause undesired operation of the device.

Le présent appareil est conforme aux CNR d'industrie Canada applicables aux appareils radio exempts de licence L'exploitation est autorisée aux deux conditions suivantes:

- 1) l'appareil ne doit pas produire de brouillage; et
- 2) l'utilisateur de l'appareil doit accepter le brouillage radioélectrique subi même si le brouillage est susceptible d'empêcher le fonctionnement de l'appareil.