

Appendix B: Photos

EUT Photos:



Photo 1. Antenna locations

Please note: all three antennas are installed in the device even if the corresponding radio module is not installed



Photo 2. EUT front




Photo 3. EUT back

Setup Photos




Photo 4. Lap position




Photo 5. Photo to demonstrate 15 cm Z-axis flat phantom