

**Appendix B: Photos**

**EUT Photos:**



**Photo 1. Antenna locations**

**Please note: all three antennas are installed in the device even if the corresponding radio module is not installed.**



**Photo 2. EUT front**






Photo 3. EUT back

**Setup Photos**



**Photo 4. Lap position**



**Photo 5. Photo to demonstrate 15 cm Z-axis flat phantom**