

Appendix B: Photos

EUT Photos:



Photo 1. Antenna locations

Please note: all three antennas are installed in the device even if the corresponding radio module is not installed.



Photo 2. EUT front




Photo 3. EUT back

Setup Photos




Photo 4. GPRS antenna lap position




Photo 5. Photo to demonstrate 15 cm Z-axis flat phantom