

Appendix B: Photos

EUT Photos:



Photo 1. Antenna locations



Photo 2. EUT front




Photo 3. EUT back

Setup Photos




Photo 4. GPRS antenna lap position




Photo 5. Photo to demonstrate 15 cm Z-axis flat phantom