

**Appendix B: Photos**


**EUT Photos:**



**Photo 1. Antenna locations**



**Photo 2. EUT front**




**Photo 3. EUT back**


**Setup Photos**




**Photo 4. 2450 MHz antenna bystander position**



**Photo 5. bystander position distance**



**Photo 6. 2450 MHz antenna lap position**



**Photo 7 Photo to demonstrate 15 cm Z-axis flat phantom**