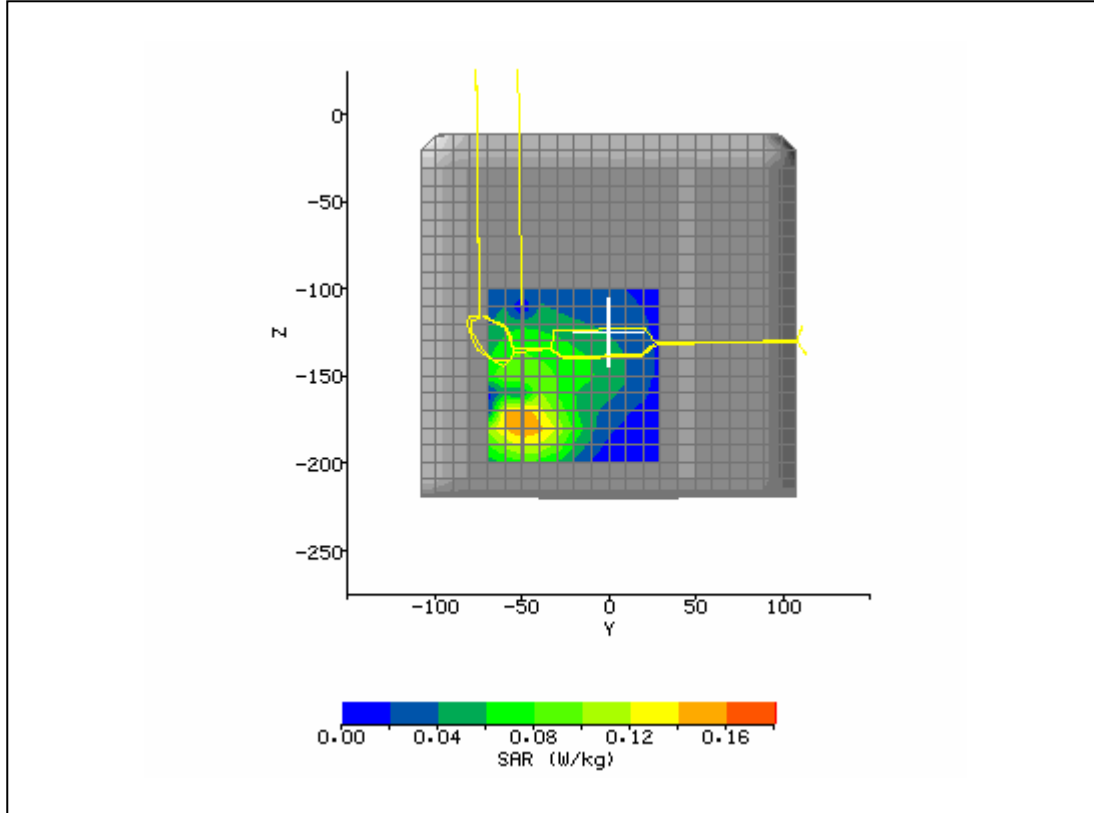
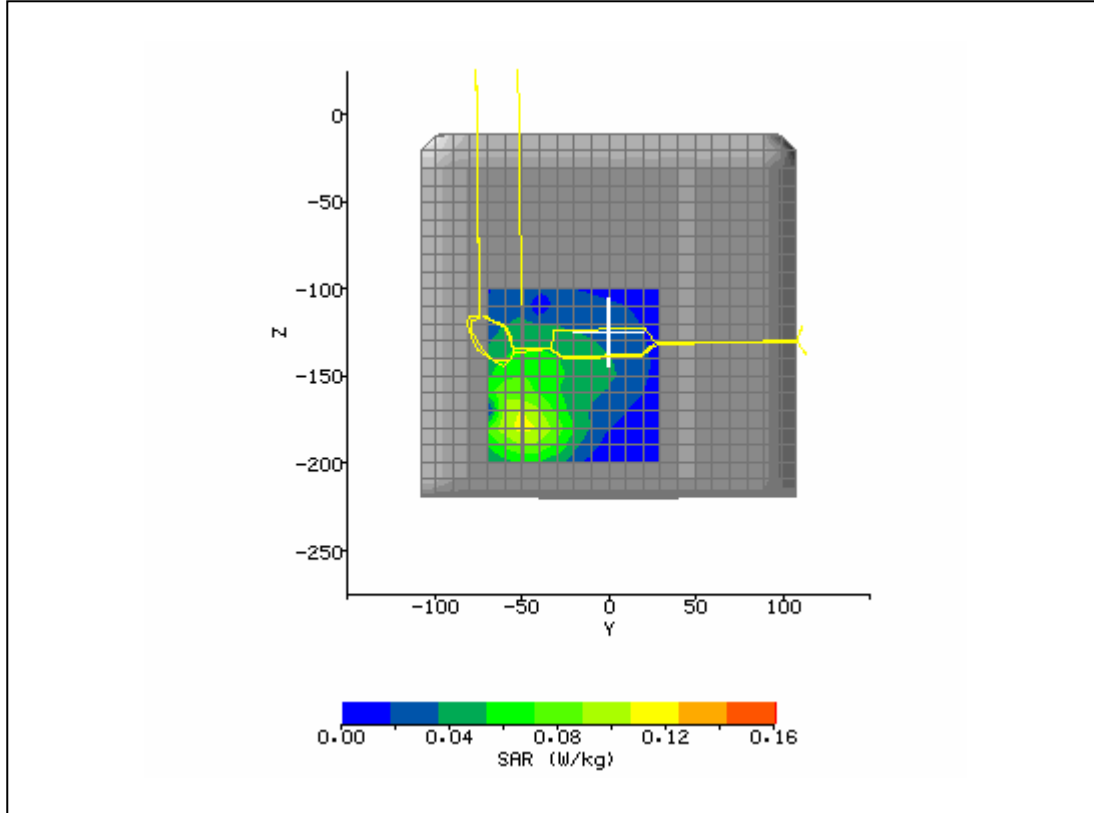


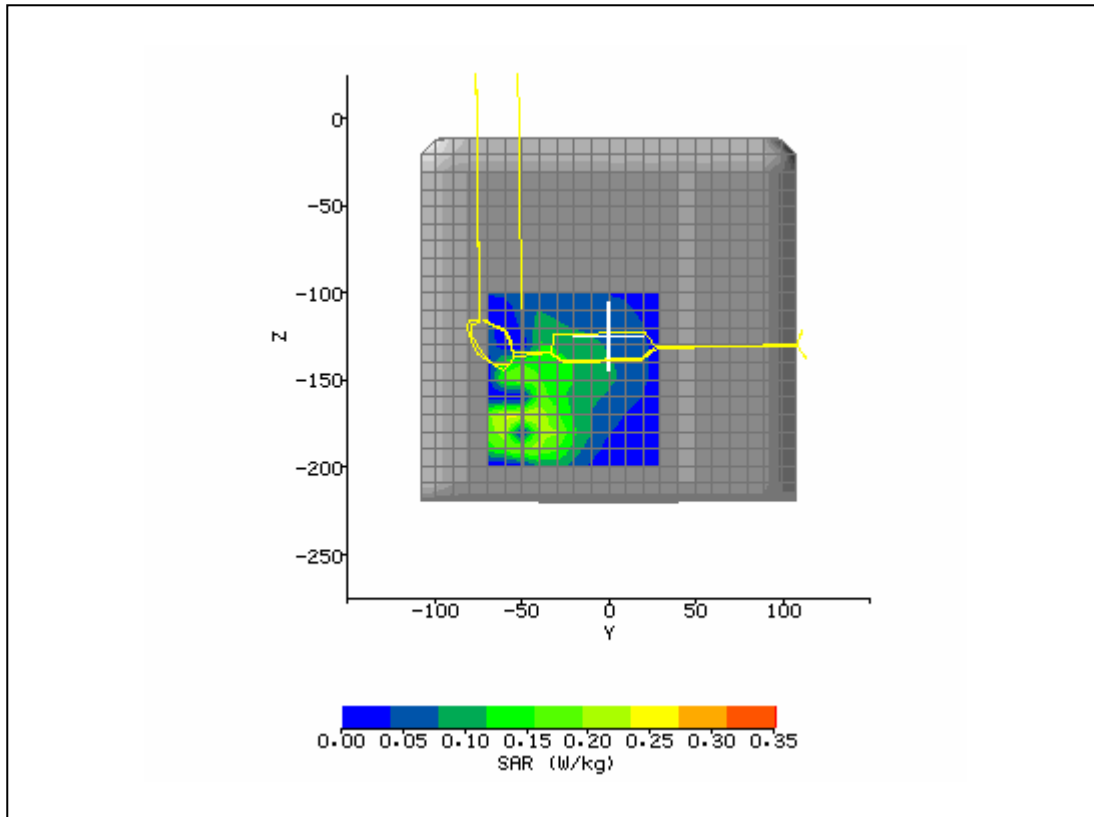
|   |                      |                                    |            |
|---|----------------------|------------------------------------|------------|
| <b>System / software:</b>                 | SARA2 / 2.3 VPM      | <b>Input Power Drift:</b>          |            |
| <b>Date / Time:</b>                       | 2/17/2005 5:21:38 PM | <b>DUT Battery Model/No:</b>       |            |
| <b>Filename:</b>                          | 128_3d.txt           | <b>Probe Serial Number:</b>        | 0123       |
| <b>Ambient Temperature:</b>               | 22.0°C               | <b>Liquid Simulant:</b>            | 850        |
| <b>Device Under Test:</b>                 | Xplore iX104         | <b>Relative Permittivity:</b>      | 55.42      |
| <b>Relative Humidity:</b>                 | 50%                  | <b>Conductivity:</b>               | 0.987      |
| <b>Phantom S/No:</b>                      | HeadBox_spout.csv    | <b>Liquid Temperature:</b>         | 22.0°C     |
| <b>Phantom Rotation:</b>                  | 0°                   | <b>Max SAR Y-axis Location:</b>    | -49.00 mm  |
| <b>DUT Position:</b>                      | lap                  | <b>Max SAR Z-axis Location:</b>    | -178.00 mm |
| <b>Antenna Configuration:</b>             | integral             | <b>Max E Field:</b>                | 13.41 V/m  |
| <b>Test Frequency:</b>                    | 836.6MHz             | <b>SAR 1g:</b>                     | 0.147 W/kg |
| <b>Air Factors:</b>                       | 346 / 318 / 386      | <b>SAR 10g:</b>                    | 0.077 W/kg |
| <b>Conversion Factors:</b>                | .522 / .522 / .522   | <b>SAR Start:</b>                  | 0.081 W/kg |
| <b>Type of Modulation:</b>                |                      | <b>SAR End:</b>                    | 0.083 W/kg |
| <b>Modn. Duty Cycle:</b>                  |                      | <b>SAR Drift during Scan:</b>      | 0.10 dB    |
| <b>Diode Compression Factors (V*200):</b> | 11.9 / 12.3 / 10     | <b>Probe battery last changed:</b> | 2/3/05     |
| <b>Input Power Level:</b>                 | max                  | <b>Extrapolation:</b>              | poly4      |



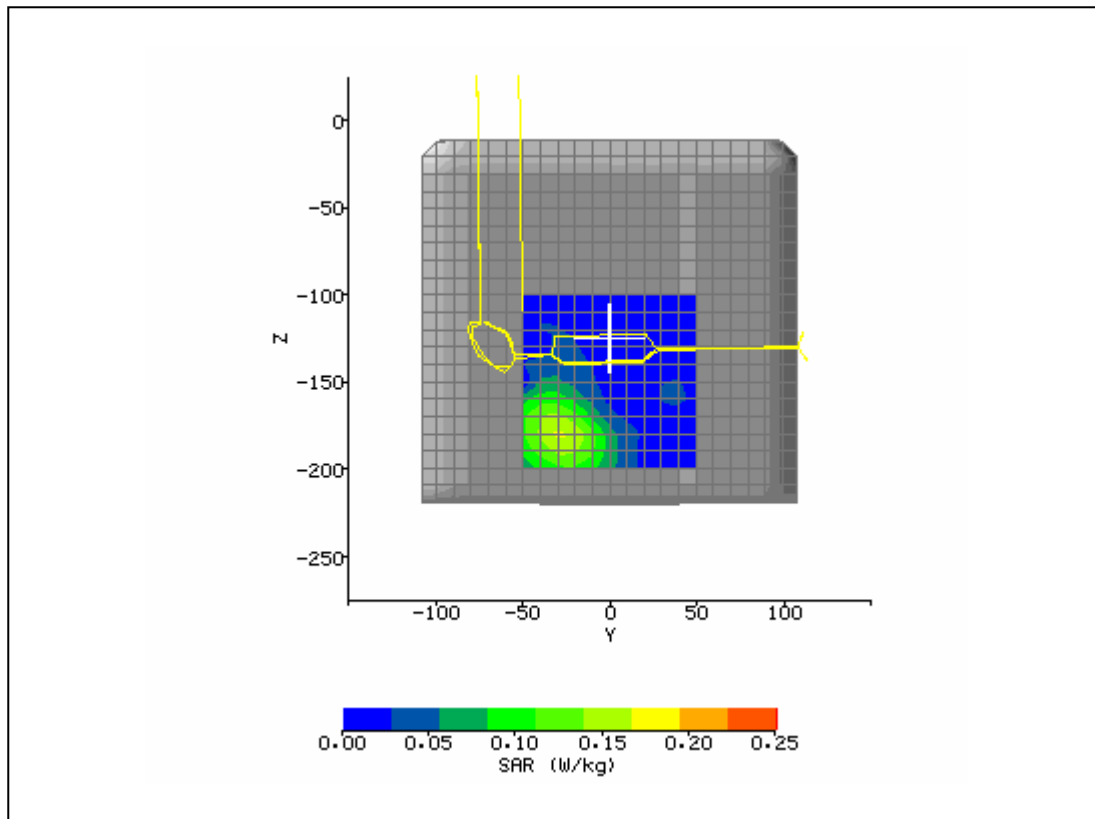
|   |                      |                                    |            |
|---|----------------------|------------------------------------|------------|
| <b>System / software:</b>                 | SARA2 / 2.3 VPM      | <b>Input Power Drift:</b>          |            |
| <b>Date / Time:</b>                       | 2/17/2005 4:51:00 PM | <b>DUT Battery Model/No:</b>       |            |
| <b>Filename:</b>                          | temp.txt             | <b>Probe Serial Number:</b>        | 0123       |
| <b>Ambient Temperature:</b>               | 22.0°C               | <b>Liquid Simulant:</b>            | 850        |
| <b>Device Under Test:</b>                 | Xplore iX104         | <b>Relative Permittivity:</b>      | 55.97      |
| <b>Relative Humidity:</b>                 | 50%                  | <b>Conductivity:</b>               | 0.981      |
| <b>Phantom S/No:</b>                      | HeadBox_spout.csv    | <b>Liquid Temperature:</b>         | 22.0°C     |
| <b>Phantom Rotation:</b>                  | 0°                   | <b>Max SAR Y-axis Location:</b>    | -50.00 mm  |
| <b>DUT Position:</b>                      | lap                  | <b>Max SAR Z-axis Location:</b>    | -177.00 mm |
| <b>Antenna Configuration:</b>             | integral             | <b>Max E Field:</b>                | 11.98 V/m  |
| <b>Test Frequency:</b>                    | 824.2MHz             | <b>SAR 1g:</b>                     | 0.127 W/kg |
| <b>Air Factors:</b>                       | 346 / 318 / 386      | <b>SAR 10g:</b>                    | 0.086 W/kg |
| <b>Conversion Factors:</b>                | .522 / .522 / .522   | <b>SAR Start:</b>                  | 0.058 W/kg |
| <b>Type of Modulation:</b>                |                      | <b>SAR End:</b>                    | 0.058 W/kg |
| <b>Modn. Duty Cycle:</b>                  |                      | <b>SAR Drift during Scan:</b>      | 0.00 dB    |
| <b>Diode Compression Factors (V*200):</b> | 11.9 / 12.3 / 10     | <b>Probe battery last changed:</b> | 2/3/05     |
| <b>Input Power Level:</b>                 | max                  | <b>Extrapolation:</b>              | poly4      |



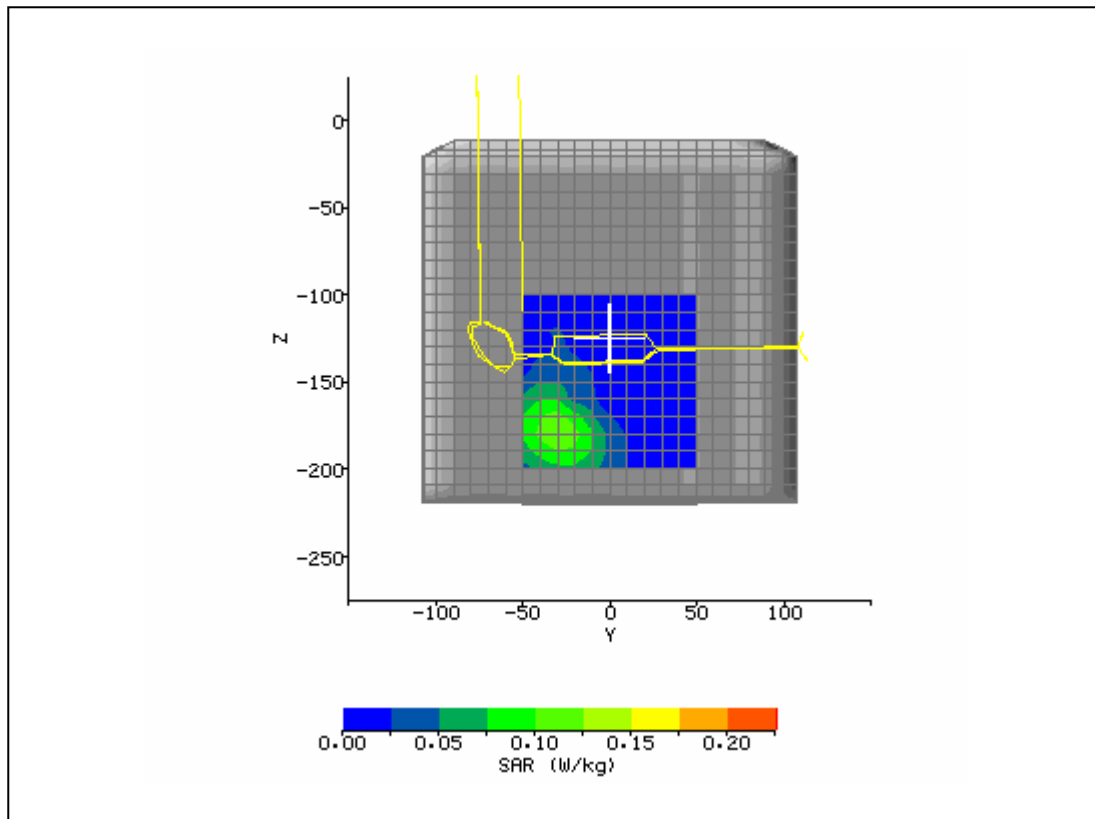
|   |                      |                                    |            |
|---|----------------------|------------------------------------|------------|
| <b>System / software:</b>                 | SARA2 / 2.3 VPM      | <b>Input Power Drift:</b>          |            |
| <b>Date / Time:</b>                       | 2/17/2005 5:52:27 PM | <b>DUT Battery Model/No:</b>       |            |
| <b>Filename:</b>                          | 190_3d.txt           | <b>Probe Serial Number:</b>        | 0123       |
| <b>Ambient Temperature:</b>               | 22.0°C               | <b>Liquid Simulant:</b>            | 850        |
| <b>Device Under Test:</b>                 | Xplore iX104         | <b>Relative Permittivity:</b>      | 55.21      |
| <b>Relative Humidity:</b>                 | 50%                  | <b>Conductivity:</b>               | 0.991      |
| <b>Phantom S/No:</b>                      | HeadBox_spout.csv    | <b>Liquid Temperature:</b>         | 22.0°C     |
| <b>Phantom Rotation:</b>                  | 0°                   | <b>Max SAR Y-axis Location:</b>    | -36.00 mm  |
| <b>DUT Position:</b>                      | lap                  | <b>Max SAR Z-axis Location:</b>    | -175.00 mm |
| <b>Antenna Configuration:</b>             | integral             | <b>Max E Field:</b>                | 18.54 V/m  |
| <b>Test Frequency:</b>                    | 848.8MHz             | <b>SAR 1g:</b>                     | 0.299 W/kg |
| <b>Air Factors:</b>                       | 346 / 318 / 386      | <b>SAR 10g:</b>                    | 0.208 W/kg |
| <b>Conversion Factors:</b>                | .522 / .522 / .522   | <b>SAR Start:</b>                  | 0.118 W/kg |
| <b>Type of Modulation:</b>                |                      | <b>SAR End:</b>                    | 0.119 W/kg |
| <b>Modn. Duty Cycle:</b>                  |                      | <b>SAR Drift during Scan:</b>      | 0.02 dB    |
| <b>Diode Compression Factors (V*200):</b> | 11.9 / 12.3 / 10     | <b>Probe battery last changed:</b> | 2/3/05     |
| <b>Input Power Level:</b>                 | max                  | <b>Extrapolation:</b>              | poly4      |



|   |                       |                                    |            |
|---|-----------------------|------------------------------------|------------|
| <b>System / software:</b>                 | SARA2 / 2.3 VPM       | <b>Input Power Drift:</b>          |            |
| <b>Date / Time:</b>                       | 2/16/2005 1:19:14 PM  | <b>DUT Battery Model/No:</b>       |            |
| <b>Filename:</b>                          | 512_3d.txt            | <b>Probe Serial Number:</b>        | 0123       |
| <b>Ambient Temperature:</b>               | 22.0°C                | <b>Liquid Simulant:</b>            | 1900       |
| <b>Device Under Test:</b>                 | Xplore iX104          | <b>Relative Permittivity:</b>      | 53.12      |
| <b>Relative Humidity:</b>                 | 50%                   | <b>Conductivity:</b>               | 1.542      |
| <b>Phantom S/No:</b>                      | HeadBox_spout.csv     | <b>Liquid Temperature:</b>         | 22.0°C     |
| <b>Phantom Rotation:</b>                  | 0°                    | <b>Max SAR Y-axis Location:</b>    | -28.00 mm  |
| <b>DUT Position:</b>                      | lap                   | <b>Max SAR Z-axis Location:</b>    | -180.00 mm |
| <b>Antenna Configuration:</b>             | integral              | <b>Max E Field:</b>                | 12.57 V/m  |
| <b>Test Frequency:</b>                    | 1880MHz               | <b>SAR 1g:</b>                     | 0.212 W/kg |
| <b>Air Factors:</b>                       | 346 / 318 / 386       | <b>SAR 10g:</b>                    | 0.130 W/kg |
| <b>Conversion Factors:</b>                | 0.666 / 0.666 / 0.666 | <b>SAR Start:</b>                  | 0.066 W/kg |
| <b>Type of Modulation:</b>                |                       | <b>SAR End:</b>                    | 0.066 W/kg |
| <b>Modn. Duty Cycle:</b>                  |                       | <b>SAR Drift during Scan:</b>      | -0.01 dB   |
| <b>Diode Compression Factors (V*200):</b> | 11.9 / 12.3 / 10      | <b>Probe battery last changed:</b> | 2/3/05     |
| <b>Input Power Level:</b>                 | max                   | <b>Extrapolation:</b>              | poly4      |



|   |                           |  |            |
|---|---------------------------|--|------------|
| <b>System / software:</b>                     | SARA2 / 2.3 VPM           | <b>Input Power Drift:</b>              |            |
| <b>Date / Time:</b>                           | 2/16/2005 12:33:47 PM     | <b>DUT Battery Model/No:</b>           |            |
| <b>Filename:</b>                              | temp.txt                  | <b>Probe Serial Number:</b>            | 0123       |
| <b>Ambient Temperature:</b>                   | 22.0°C                    | <b>Liquid Simulant:</b>                | 1900       |
| <b>Device Under Test:</b>                     | Xplore iX104              | <b>Relative Permittivity:</b>          | 53.28      |
| <b>Relative Humidity:</b>                     | 50%                       | <b>Conductivity:</b>                   | 1.525      |
| <b>Phantom S/No:</b>                          | HeadBox_new_spout.c<br>sv | <b>Liquid Temperature:</b>             | 22.0°C     |
| <b>Phantom Rotation:</b>                      | 0°                        | <b>Max SAR Y-axis<br/>Location:</b>    | -29.00 mm  |
| <b>DUT Position:</b>                          | lap                       | <b>Max SAR Z-axis<br/>Location:</b>    | -179.00 mm |
| <b>Antenna<br/>Configuration:</b>             | integral                  | <b>Max E Field:</b>                    | 11.79 V/m  |
| <b>Test Frequency:</b>                        | 1850.2MHz                 | <b>SAR 1g:</b>                         | 0.172 W/kg |
| <b>Air Factors:</b>                           | 346 / 318 / 386           | <b>SAR 10g:</b>                        | 0.100 W/kg |
| <b>Conversion Factors:</b>                    | 0.666 / 0.666 / 0.666     | <b>SAR Start:</b>                      | 0.049 W/kg |
| <b>Type of Modulation:</b>                    |                           | <b>SAR End:</b>                        | 0.047 W/kg |
| <b>Modn. Duty Cycle:</b>                      |                           | <b>SAR Drift during Scan:</b>          | -0.16 dB   |
| <b>Diode Compression<br/>Factors (V*200):</b> | 11.9 / 12.3 / 10          | <b>Probe battery last<br/>changed:</b> | 2/3/05     |
| <b>Input Power Level:</b>                     | max                       | <b>Extrapolation:</b>                  | poly4      |



|   |                       |                                    |            |
|---|-----------------------|------------------------------------|------------|
| <b>System / software:</b>                 | SARA2 / 2.3 VPM       | <b>Input Power Drift:</b>          |            |
| <b>Date / Time:</b>                       | 2/16/2005 1:49:28 PM  | <b>DUT Battery Model/No:</b>       |            |
| <b>Filename:</b>                          | 661_3d.txt            | <b>Probe Serial Number:</b>        | 0123       |
| <b>Ambient Temperature:</b>               | 22.0°C                | <b>Liquid Simulant:</b>            | 1900       |
| <b>Device Under Test:</b>                 | Xplore iX104          | <b>Relative Permittivity:</b>      | 53.01      |
| <b>Relative Humidity:</b>                 | 50%                   | <b>Conductivity:</b>               | 1.555      |
| <b>Phantom S/No:</b>                      | HeadBox_spout.csv     | <b>Liquid Temperature:</b>         | 22.0°C     |
| <b>Phantom Rotation:</b>                  | 0°                    | <b>Max SAR Y-axis Location:</b>    | -28.00 mm  |
| <b>DUT Position:</b>                      | lap                   | <b>Max SAR Z-axis Location:</b>    | -181.00 mm |
| <b>Antenna Configuration:</b>             | integral              | <b>Max E Field:</b>                | 12.10 V/m  |
| <b>Test Frequency:</b>                    | 1909.8MHz             | <b>SAR 1g:</b>                     | 0.183 W/kg |
| <b>Air Factors:</b>                       | 346 / 318 / 386       | <b>SAR 10g:</b>                    | 0.111 W/kg |
| <b>Conversion Factors:</b>                | 0.666 / 0.666 / 0.666 | <b>SAR Start:</b>                  | 0.066 W/kg |
| <b>Type of Modulation:</b>                |                       | <b>SAR End:</b>                    | 0.066 W/kg |
| <b>Modn. Duty Cycle:</b>                  |                       | <b>SAR Drift during Scan:</b>      | 0.01 dB    |
| <b>Diode Compression Factors (V*200):</b> | 11.9 / 12.3 / 10      | <b>Probe battery last changed:</b> | 2/3/05     |
| <b>Input Power Level:</b>                 | max                   | <b>Extrapolation:</b>              | poly4      |

