

Appendix B: Photos**EUT Photos:****Photo 1. Antenna locations**



Photo 2. EUT front


SAR Test Report No.:

SAR_684_2004_FCC_850_1900_2450_MC56_2200BG_TM60M665

Date of Report: 07/12/2004

Appendix B

Page 3 of 10

**Photo 3. EUT back**

Setup Photos**Photo 4. GPRS antenna bystander position**




Photo 5. bystander position distance




Photo 6. GPRS antenna lap position



Photo 7. 2450 MHz antenna bystander position




Photo 8. bystander position distance

SAR Test Report No.:

SAR_684_2004_FCC_850_1900_2450_MC56_2200BG_TM60M665

Date of Report: 07/12/2004

Appendix B

Page 9 of 10




Photo 9. 2450 MHz antenna lap position




Photo 10. Photo to demonstrate 15 cm Z-axis flat phantom