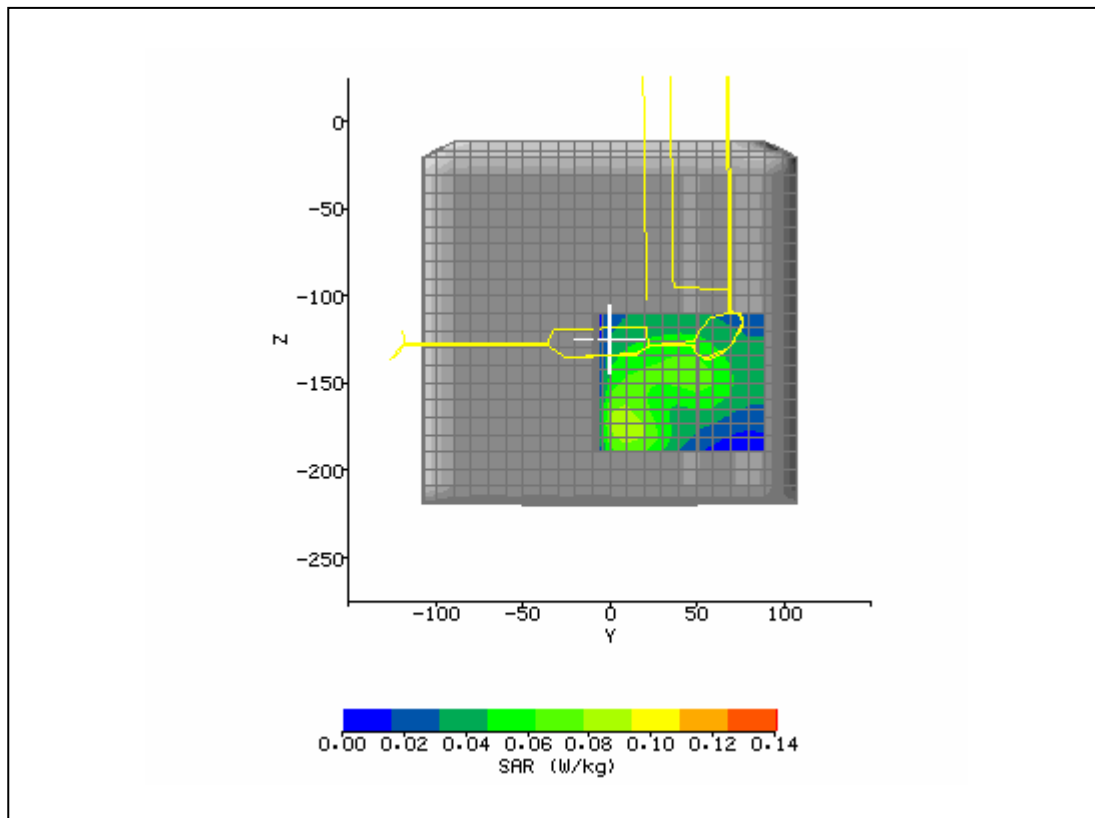


SAR Test Report No:
 SAR_684_2004_FCC_850_1900_2450_MC56_2200BG_TM60M665

Date of Report: 7/12/2004

Appendix A Plots Page 1 of 12

System / software:	SARA2 / 2.3 VPM	Input Power Drift:	
Date / Time:	6/22/2004 10:51:21 AM	DUT Battery Model/No:	
Filename:	temp.txt	Probe Serial Number:	0106
Ambient Temperature:	22.0°C	Liquid Simulant:	850
Device Under Test:	Xplore	Relative Permittivity:	55.71
Relative Humidity:	50%	Conductivity:	0.991
Phantom S/No:	HeadBox_new_spout.c sv	Liquid Temperature:	22.0°C
Phantom Rotation:	0°	Max SAR Y-axis Location:	10.00 mm
DUT Position:	lap	Max SAR Z-axis Location:	-175.60 mm
Antenna Configuration:	AUX	Max E Field:	11.30 V/m
Test Frequency:	836MHz	SAR 1g:	0.111 W/kg
Air Factors:	415 / 805 / 371	SAR 10g:	0.075 W/kg
Conversion Factors:	0.357 / 0.357 / 0.357	SAR Start:	0.047 W/kg
Type of Modulation:		SAR End:	0.048 W/kg
Modn. Duty Cycle:		SAR Drift during Scan:	0.04 dB
Diode Compression Factors (V*200):	12.81 / 5.68 / 11.4	Probe battery last changed:	06/03/2004
Input Power Level:	max 2 timeslots TX	Extrapolation:	poly4

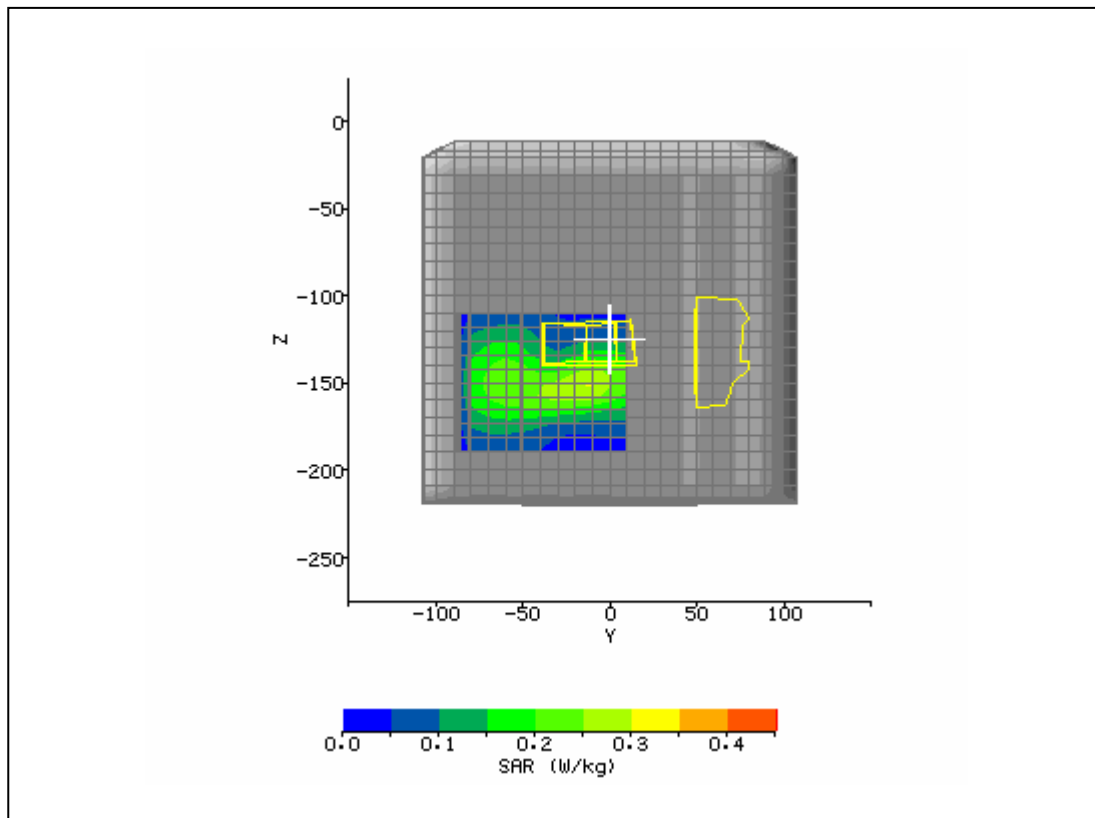


SAR Test Report No:
 SAR_684_2004_FCC_850_1900_2450_MC56_2200BG_TM60M665

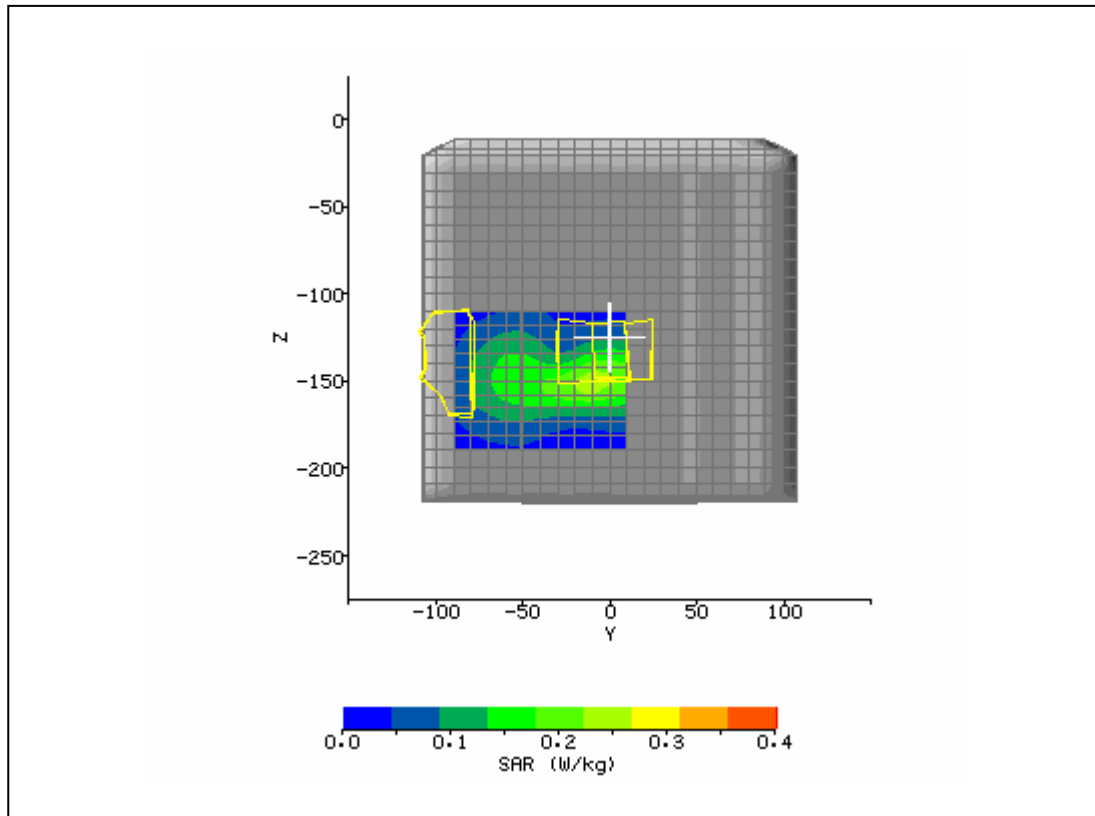
Date of Report: 7/12/2004

Appendix A Plots Page 2 of 12

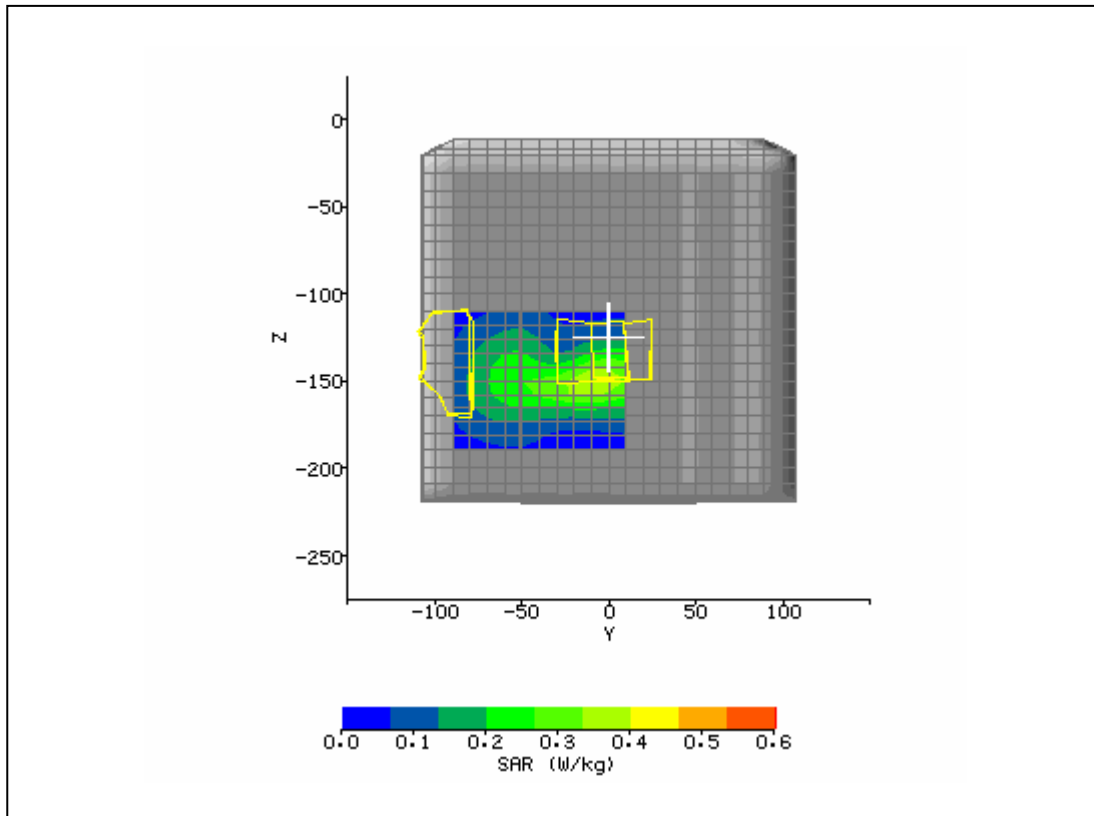
System / software:	SARA2 / 2.3 VPM	Input Power Drift:	
Date / Time:	6/22/2004 10:11:00 AM	DUT Battery Model/No:	
Filename:	temp.txt	Probe Serial Number:	0106
Ambient Temperature:	22.0°C	Liquid Simulant:	850
Device Under Test:	Xplore	Relative Permittivity:	55.71
Relative Humidity:	50%	Conductivity:	0.991
Phantom S/No:	HeadBox_new_spout.c sv	Liquid Temperature:	22.0°C
Phantom Rotation:	0°	Max SAR Y-axis Location:	-15.00 mm
DUT Position:	bystander 1cm	Max SAR Z-axis Location:	-151.60 mm
Antenna Configuration:	AUX	Max E Field:	20.78 V/m
Test Frequency:	836MHz	SAR 1g:	0.368 W/kg
Air Factors:	415 / 805 / 371	SAR 10g:	0.243 W/kg
Conversion Factors:	0.357 / 0.357 / 0.357	SAR Start:	0.164 W/kg
Type of Modulation:		SAR End:	0.164 W/kg
Modn. Duty Cycle:		SAR Drift during Scan:	0.00 dB
Diode Compression Factors (V*200):	12.81 / 5.68 / 11.4	Probe battery last changed:	06/03/2004
Input Power Level:	max 2 timeslots TX	Extrapolation:	poly4



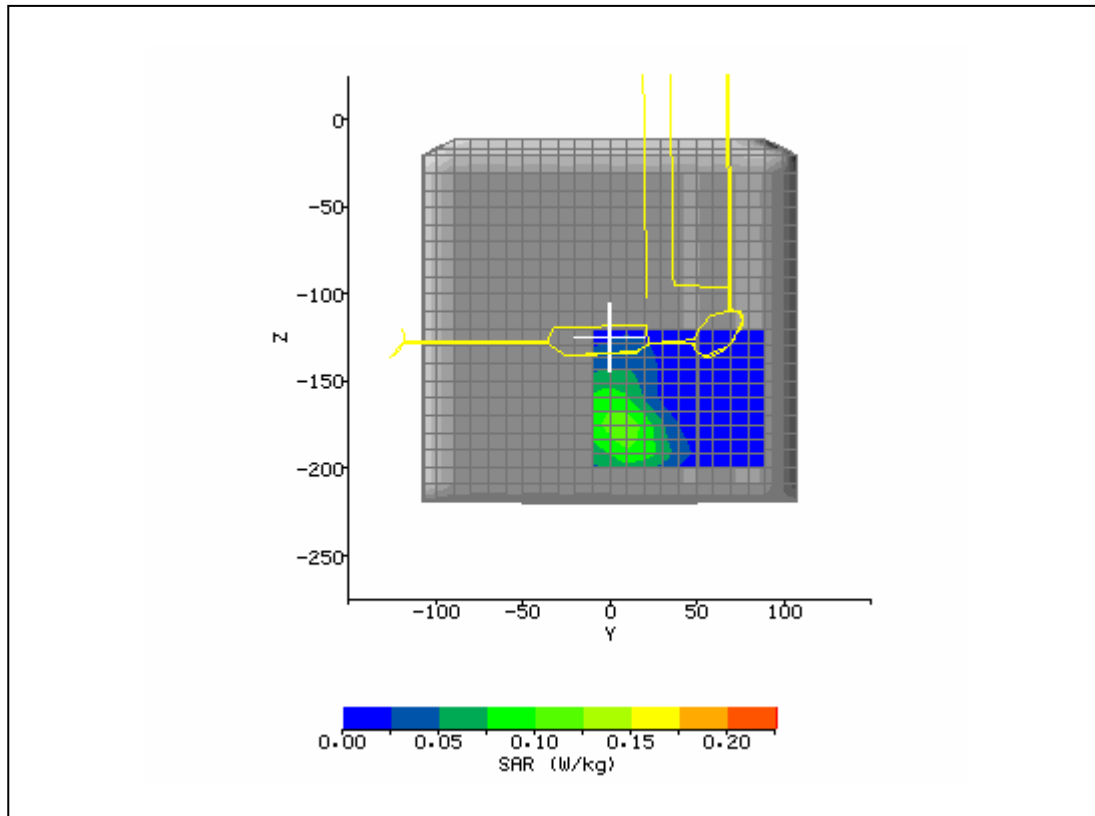
System / software:	SARA2 / 2.3 VPM	Input Power Drift:	
Date / Time:	6/22/2004 11:41:49 AM	DUT Battery Model/No:	
Filename:	temp.txt	Probe Serial Number:	0106
Ambient Temperature:	22.0°C	Liquid Simulant:	850
Device Under Test:	Xplore	Relative Permittivity:	56.12
Relative Humidity:	50%	Conductivity:	0.977
Phantom S/No:	HeadBox_new_spout.c sv	Liquid Temperature:	22.0°C
Phantom Rotation:	0°	Max SAR Y-axis Location:	-9.00 mm
DUT Position:	bystander 1cm	Max SAR Z-axis Location:	-150.80 mm
Antenna Configuration:	AUX	Max E Field:	19.57 V/m
Test Frequency:	824.2MHz	SAR 1g:	0.316 W/kg
Air Factors:	415 / 805 / 371	SAR 10g:	0.206 W/kg
Conversion Factors:	0.357 / 0.357 / 0.357	SAR Start:	0.140 W/kg
Type of Modulation:		SAR End:	0.141 W/kg
Modn. Duty Cycle:		SAR Drift during Scan:	0.02 dB
Diode Compression Factors (V*200):	12.81 / 5.68 / 11.4	Probe battery last changed:	06/03/2004
Input Power Level:	max 2 timeslots TX	Extrapolation:	poly4



System / software:	SARA2 / 2.3 VPM	Input Power Drift:	
Date / Time:	6/22/2004 12:17:02 PM	DUT Battery Model/No:	
Filename:	bystand128_3d.txt	Probe Serial Number:	0106
Ambient Temperature:	22.0°C	Liquid Simulant:	850
Device Under Test:	Xplore	Relative Permittivity:	55.56
Relative Humidity:	50%	Conductivity:	0.987
Phantom S/No:	HeadBox_new_spout.c sv	Liquid Temperature:	22.0°C
Phantom Rotation:	0°	Max SAR Y-axis Location:	-9.00 mm
DUT Position:	bystander 1cm	Max SAR Z-axis Location:	-150.80 mm
Antenna Configuration:	AUX	Max E Field:	24.48 V/m
Test Frequency:	848.8MHz	SAR 1g:	0.501 W/kg
Air Factors:	415 / 805 / 371	SAR 10g:	0.328 W/kg
Conversion Factors:	0.357 / 0.357 / 0.357	SAR Start:	0.223 W/kg
Type of Modulation:		SAR End:	0.225 W/kg
Modn. Duty Cycle:		SAR Drift during Scan:	0.03 dB
Diode Compression Factors (V*200):	12.81 / 5.68 / 11.4	Probe battery last changed:	06/03/2004
Input Power Level:	max 2 timeslots TX	Extrapolation:	poly4



System / software:	SARA2 / 2.3 VPM	Input Power Drift:	
Date / Time:	6/24/2004 2:50:58 PM	DUT Battery Model/No:	
Filename:	temp.txt	Probe Serial Number:	0106
Ambient Temperature:	22.0°C	Liquid Simulant:	1900
Device Under Test:	Xplore	Relative Permittivity:	53.19
Relative Humidity:	50%	Conductivity:	1.573
Phantom S/No:	HeadBox_new_spout.c sv	Liquid Temperature:	22.0°C
Phantom Rotation:	0°	Max SAR Y-axis Location:	8.00 mm
DUT Position:	lap	Max SAR Z-axis Location:	-177.60 mm
Antenna Configuration:	main	Max E Field:	11.29 V/m
Test Frequency:	1880MHz	SAR 1g:	0.169 W/kg
Air Factors:	415 / 805 / 371	SAR 10g:	0.103 W/kg
Conversion Factors:	0.477 / 0.477 / 0.477	SAR Start:	0.051 W/kg
Type of Modulation:		SAR End:	0.051 W/kg
Modn. Duty Cycle:		SAR Drift during Scan:	0.01 dB
Diode Compression Factors (V*200):	12.81 / 5.68 / 11.4	Probe battery last changed:	06/03/2004
Input Power Level:	max 2 timeslots TX	Extrapolation:	poly4

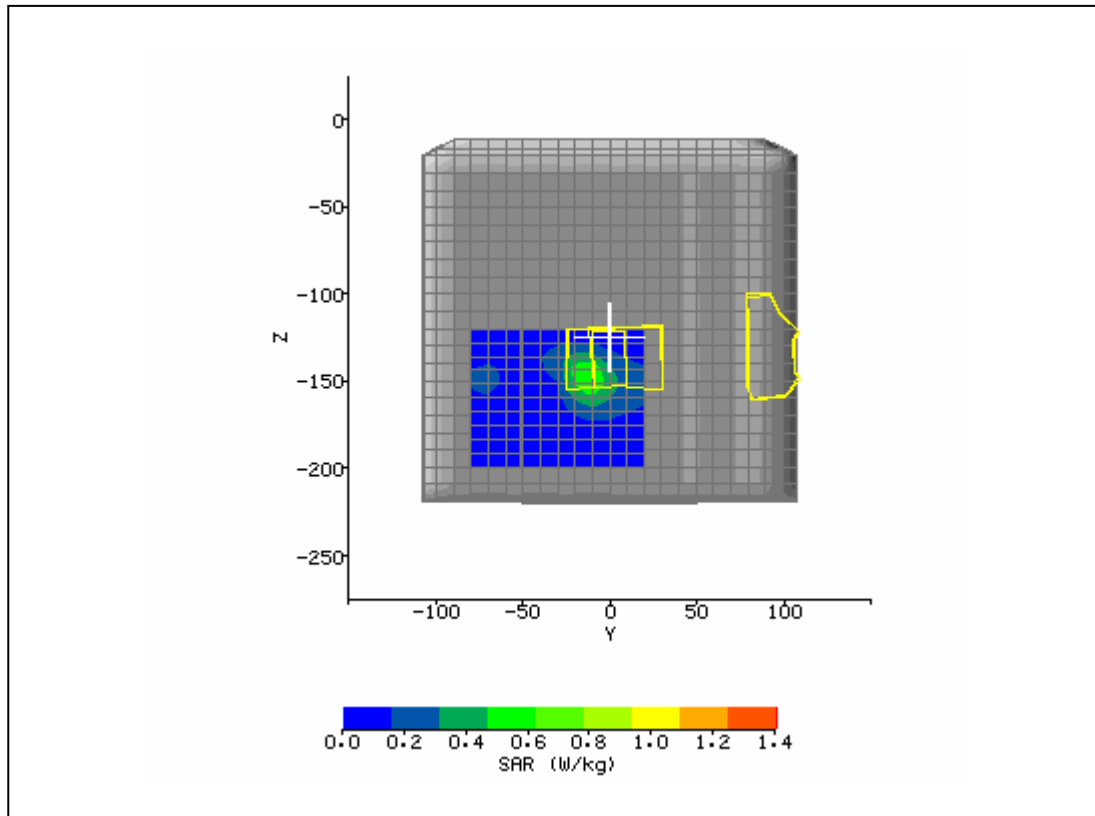


SAR Test Report No:
 SAR_684_2004_FCC_850_1900_2450_MC56_2200BG_TM60M665

Date of Report: 7/12/2004

Appendix A Plots Page 6 of 12

System / software:	SARA2 / 2.3 VPM	Input Power Drift:	
Date / Time:	6/24/2004 1:53:53 PM	DUT Battery Model/No:	
Filename:	temp.txt	Probe Serial Number:	0106
Ambient Temperature:	22.0°C	Liquid Simulant:	1900
Device Under Test:	Xplore	Relative Permittivity:	53.19
Relative Humidity:	50%	Conductivity:	1.573
Phantom S/No:	HeadBox_new_spout.c sv	Liquid Temperature:	22.0°C
Phantom Rotation:	0°	Max SAR Y-axis Location:	-12.00 mm
DUT Position:	bystander 1cm	Max SAR Z-axis Location:	-148.80 mm
Antenna Configuration:	main	Max E Field:	27.66 V/m
Test Frequency:	1880MHz	SAR 1g:	0.909 W/kg
Air Factors:	415 / 805 / 371	SAR 10g:	0.466 W/kg
Conversion Factors:	0.477 / 0.477 / 0.477	SAR Start:	0.250 W/kg
Type of Modulation:		SAR End:	0.250 W/kg
Modn. Duty Cycle:		SAR Drift during Scan:	-0.01 dB
Diode Compression Factors (V*200):	12.81 / 5.68 / 11.4	Probe battery last changed:	06/03/2004
Input Power Level:	max 2 timeslots TX	Extrapolation:	poly4

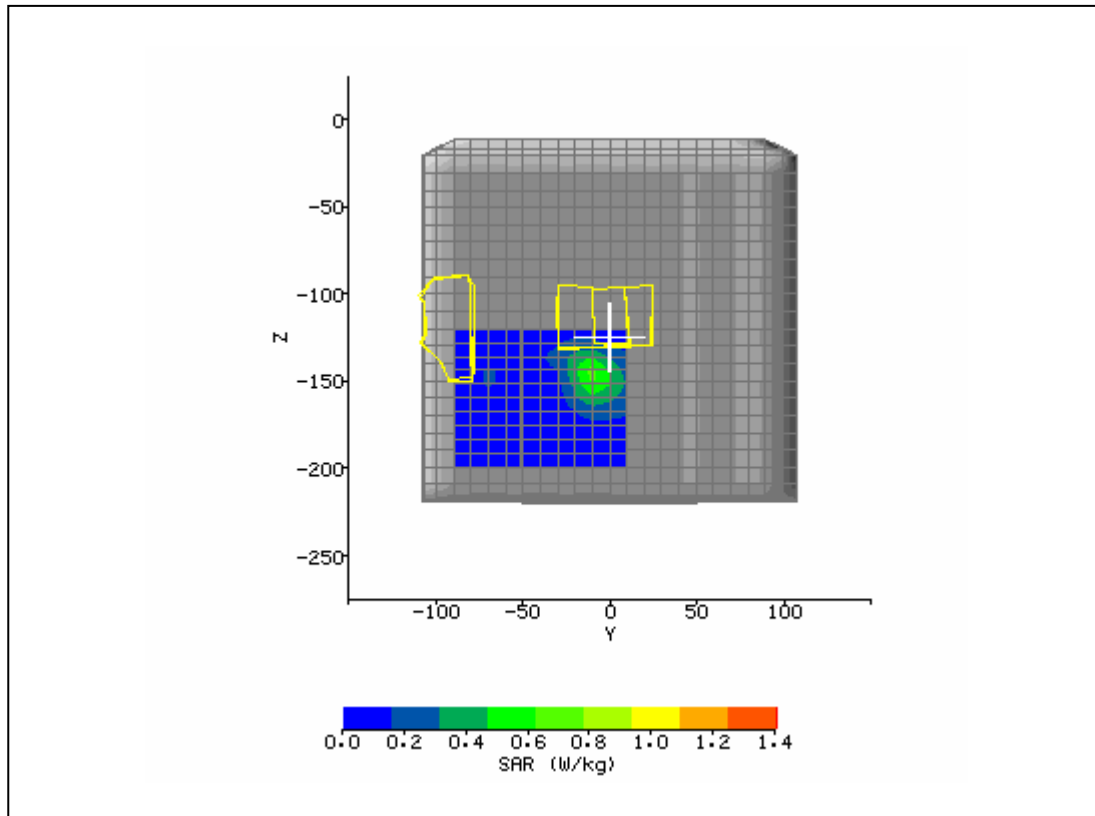


SAR Test Report No:
 SAR_684_2004_FCC_850_1900_2450_MC56_2200BG_TM60M665

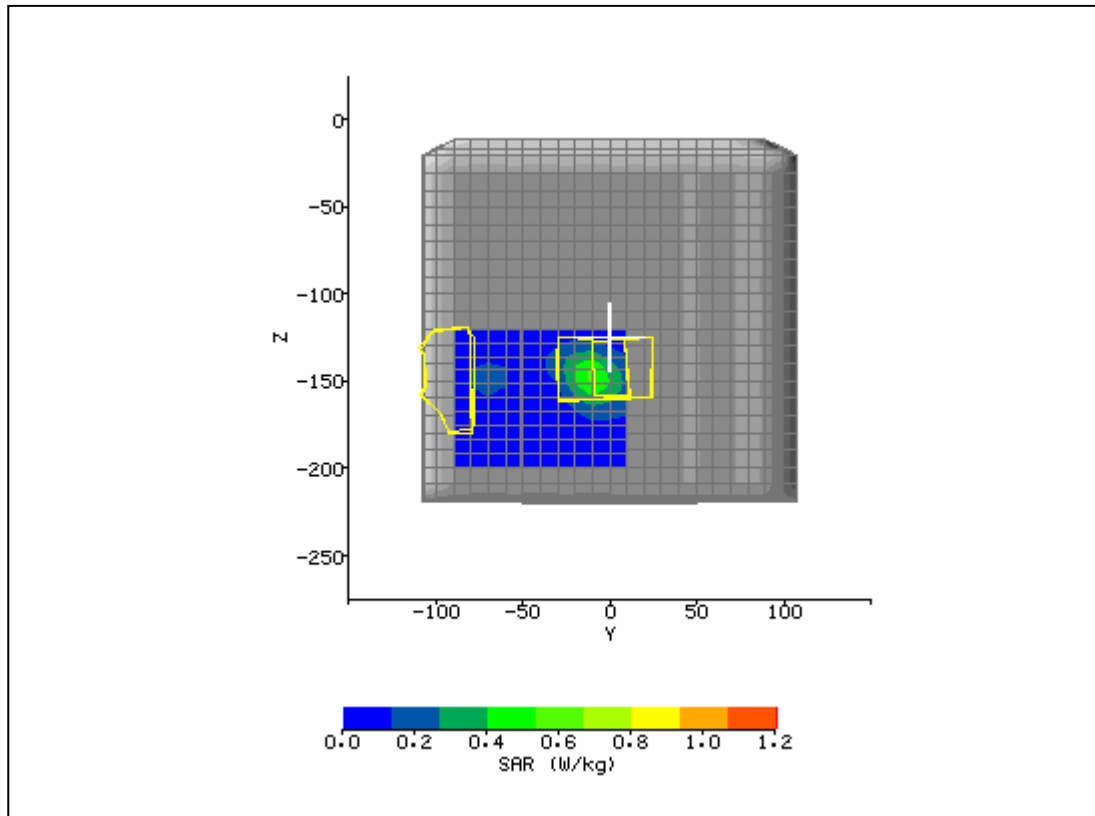
Date of Report: 7/12/2004

Appendix A Plots Page 7 of 12

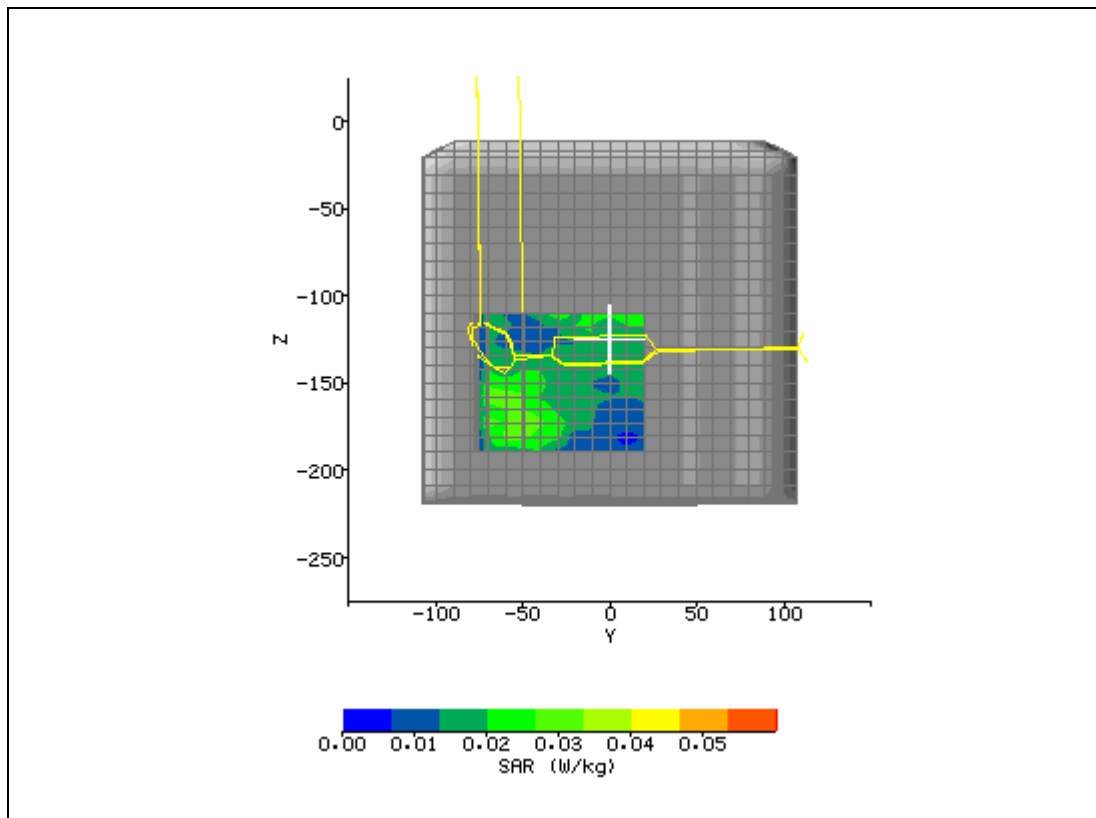
System / software:	SARA2 / 2.3 VPM	Input Power Drift:	
Date / Time:	6/24/2004 3:24:32 PM	DUT Battery Model/No:	
Filename:	lap661_3d.txt	Probe Serial Number:	0106
Ambient Temperature:	22.0°C	Liquid Simulant:	1900
Device Under Test:	Xplore	Relative Permittivity:	53.33
Relative Humidity:	50%	Conductivity:	1.56
Phantom S/No:	HeadBox_new_spout.c sv	Liquid Temperature:	22.0°C
Phantom Rotation:	0°	Max SAR Y-axis Location:	-9.00 mm
DUT Position:	lap	Max SAR Z-axis Location:	-147.20 mm
Antenna Configuration:	main	Max E Field:	28.00 V/m
Test Frequency:	1850.2MHz	SAR 1g:	0.934 W/kg
Air Factors:	415 / 805 / 371	SAR 10g:	0.480 W/kg
Conversion Factors:	0.477 / 0.477 / 0.477	SAR Start:	0.260 W/kg
Type of Modulation:		SAR End:	0.255 W/kg
Modn. Duty Cycle:		SAR Drift during Scan:	-0.08 dB
Diode Compression Factors (V*200):	12.81 / 5.68 / 11.4	Probe battery last changed:	06/03/2004
Input Power Level:	max 2 timeslots TX	Extrapolation:	poly4



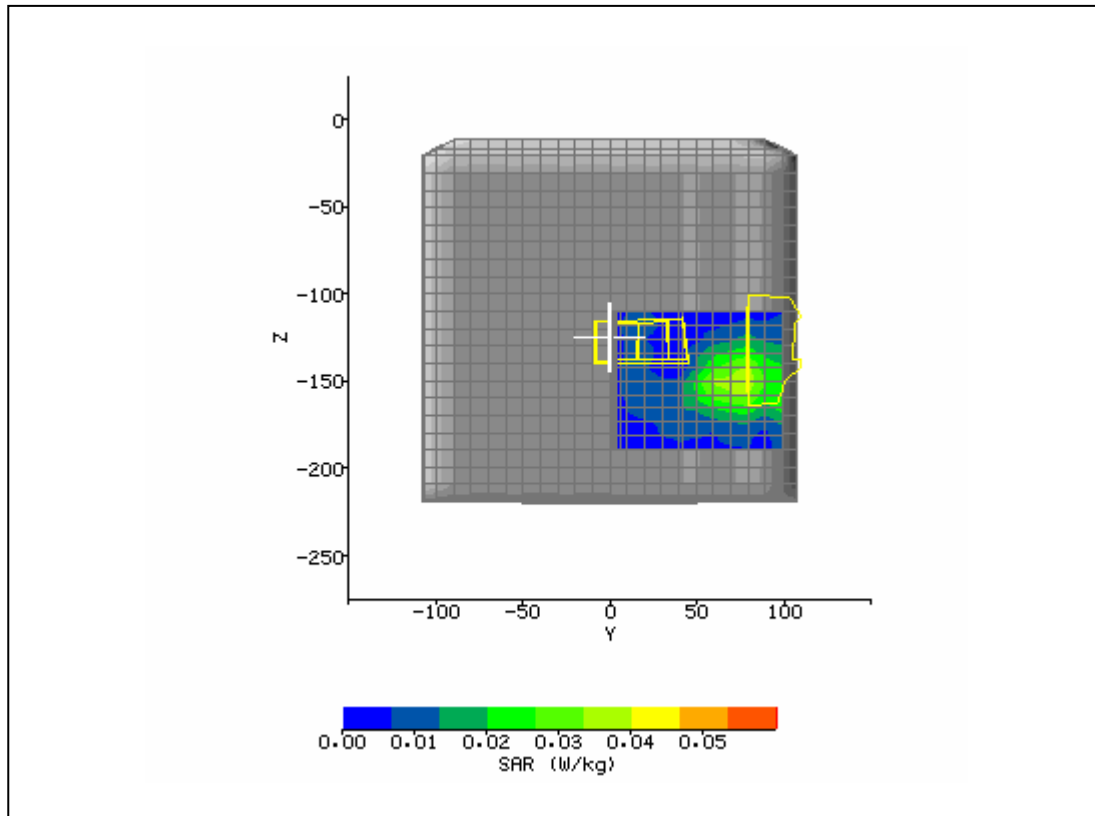
System / software:	SARA2 / 2.3 VPM	Input Power Drift:	
Date / Time:	6/24/2004 4:23:10 PM	DUT Battery Model/No:	
Filename:	temp.txt	Probe Serial Number:	0106
Ambient Temperature:	22.0°C	Liquid Simulant:	1900
Device Under Test:	Xplore	Relative Permittivity:	53.01
Relative Humidity:	50%	Conductivity:	1.579
Phantom S/No:	HeadBox_new_spout.c sv	Liquid Temperature:	22.0°C
Phantom Rotation:	0°	Max SAR Y-axis Location:	-10.00 mm
DUT Position:	lap	Max SAR Z-axis Location:	-148.00 mm
Antenna Configuration:	main	Max E Field:	26.00 V/m
Test Frequency:	1909.8MHz	SAR 1g:	0.807 W/kg
Air Factors:	415 / 805 / 371	SAR 10g:	0.416 W/kg
Conversion Factors:	0.477 / 0.477 / 0.477	SAR Start:	0.223 W/kg
Type of Modulation:		SAR End:	0.226 W/kg
Modn. Duty Cycle:		SAR Drift during Scan:	0.05 dB
Diode Compression Factors (V*200):	12.81 / 5.68 / 11.4	Probe battery last changed:	06/03/2004
Input Power Level:	max 2 timeslots TX	Extrapolation:	poly4



System / software:	SARA2 / 2.3 VPM	Input Power Drift:	
Date / Time:	6/21/2004 11:49:15 AM	DUT Battery Model/No:	
Filename:	temp.txt	Probe Serial Number:	0106
Ambient Temperature:	22.0°C	Liquid Simulant:	2450
Device Under Test:	Xplore	Relative Permittivity:	52.29
Relative Humidity:	50%	Conductivity:	1.966
Phantom S/No:	HeadBox_new_spout.c sv	Liquid Temperature:	22.0°C
Phantom Rotation:	0°	Max SAR Y-axis Location:	-50.00 mm
DUT Position:	Lap	Max SAR Z-axis Location:	-174.80 mm
Antenna Configuration:	AUX	Max E Field:	5.26 V/m
Test Frequency:	2437MHz	SAR 1g:	0.044 W/kg
Air Factors:	415 / 805 / 371	SAR 10g:	0.027 W/kg
Conversion Factors:	0.585 / 0.585 / 0.585	SAR Start:	0.019 W/kg
Type of Modulation:		SAR End:	0.019 W/kg
Modn. Duty Cycle:		SAR Drift during Scan:	0.04 dB
Diode Compression Factors (V*200):	19 / 19 / 19	Probe battery last changed:	06/03/2004
Input Power Level:	max	Extrapolation:	poly4



System / software:	SARA2 / 2.3 VPM	Input Power Drift:	
Date / Time:	6/21/2004 12:28:23 PM	DUT Battery Model/No:	
Filename:	temp.txt	Probe Serial Number:	0106
Ambient Temperature:	22.0°C	Liquid Simulant:	2450
Device Under Test:	Xplore	Relative Permittivity:	52.29
Relative Humidity:	50%	Conductivity:	1.966
Phantom S/No:	HeadBox_new_spout.c sv	Liquid Temperature:	22.0°C
Phantom Rotation:	0°	Max SAR Y-axis Location:	76.00 mm
DUT Position:	bystander 1cm	Max SAR Z-axis Location:	-150.00 mm
Antenna Configuration:	AUX	Max E Field:	5.35 V/m
Test Frequency:	2437MHz	SAR 1g:	0.047 W/kg
Air Factors:	415 / 805 / 371	SAR 10g:	0.028 W/kg
Conversion Factors:	0.585 / 0.585 / 0.585	SAR Start:	0.011 W/kg
Type of Modulation:		SAR End:	0.011 W/kg
Modn. Duty Cycle:		SAR Drift during Scan:	-0.03 dB
Diode Compression Factors (V*200):	19 / 19 / 19	Probe battery last changed:	06/03/2004
Input Power Level:	max	Extrapolation:	poly4

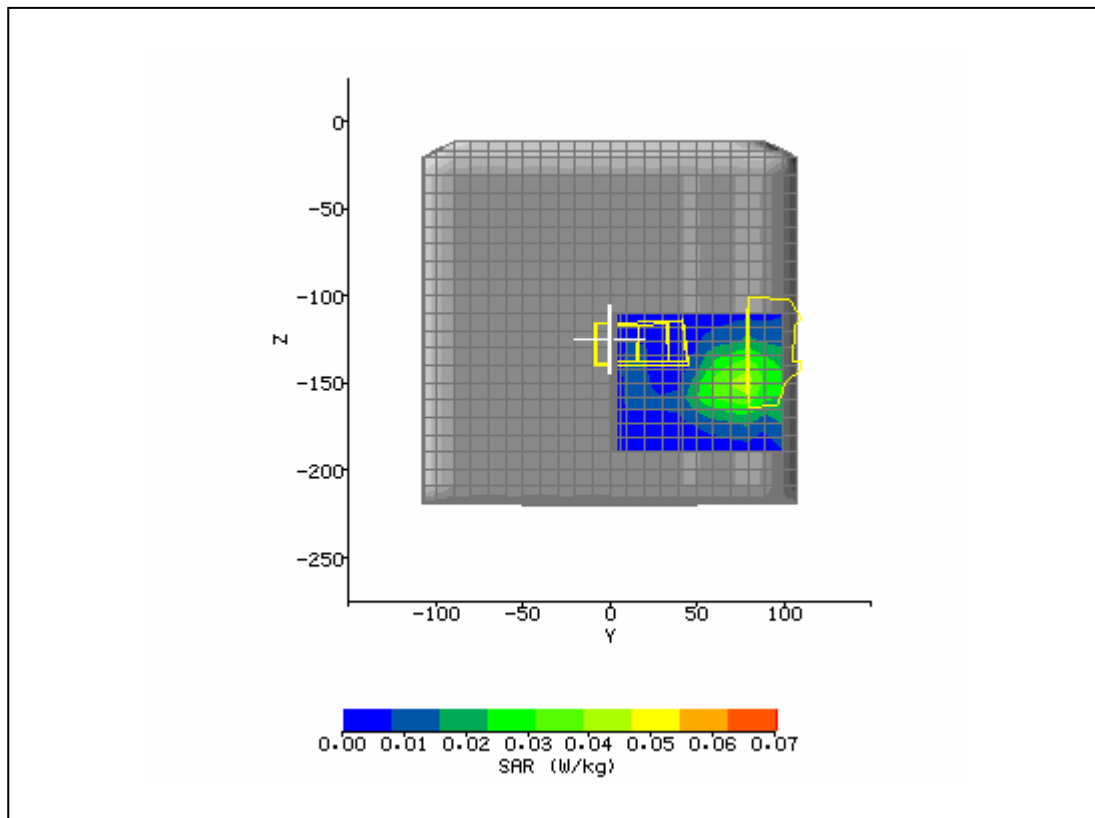


SAR Test Report No:
 SAR_684_2004_FCC_850_1900_2450_MC56_2200BG_TM60M665

Date of Report: 7/12/2004

Appendix A Plots Page 11 of 12

System / software:	SARA2 / 2.3 VPM	Input Power Drift:	
Date / Time:	6/21/2004 1:00:01 PM	DUT Battery Model/No:	
Filename:	bystand1cm2437_3d.txt	Probe Serial Number:	0106
Ambient Temperature:	22.0°C	Liquid Simulant:	2450
Device Under Test:	Xplore	Relative Permittivity:	52.35
Relative Humidity:	50%	Conductivity:	1.962
Phantom S/No:	HeadBox_new_spout.c sv	Liquid Temperature:	22.0°C
Phantom Rotation:	0°	Max SAR Y-axis Location:	77.00 mm
DUT Position:	bystander 1cm	Max SAR Z-axis Location:	-150.00 mm
Antenna Configuration:	AUX	Max E Field:	5.62 V/m
Test Frequency:	2412MHz	SAR 1g:	0.052 W/kg
Air Factors:	415 / 805 / 371	SAR 10g:	0.031 W/kg
Conversion Factors:	0.585 / 0.585 / 0.585	SAR Start:	0.013 W/kg
Type of Modulation:		SAR End:	0.013 W/kg
Modn. Duty Cycle:		SAR Drift during Scan:	-0.01 dB
Diode Compression Factors (V*200):	19 / 19 / 19	Probe battery last changed:	06/03/2004
Input Power Level:	max	Extrapolation:	poly4



SAR Test Report No:
 SAR_684_2004_FCC_850_1900_2450_MC56_2200BG_TM60M665

Date of Report: 7/12/2004

Appendix A Plots Page 12 of 12

System / software:	SARA2 / 2.3 VPM	Input Power Drift:	
Date / Time:	6/21/2004 1:30:57 PM	DUT Battery Model/No:	
Filename:	bystand2412_3d.txt	Probe Serial Number:	0106
Ambient Temperature:	22.0°C	Liquid Simulant:	2450
Device Under Test:	Xplore	Relative Permittivity:	52.09
Relative Humidity:	50%	Conductivity:	1.997
Phantom S/No:	HeadBox_new_spout.c sv	Liquid Temperature:	22.0°C
Phantom Rotation:	0°	Max SAR Y-axis Location:	76.00 mm
DUT Position:	bystander 1cm	Max SAR Z-axis Location:	-150.00 mm
Antenna Configuration:	AUX	Max E Field:	4.78 V/m
Test Frequency:	2462MHz	SAR 1g:	0.036 W/kg
Air Factors:	415 / 805 / 371	SAR 10g:	0.021 W/kg
Conversion Factors:	0.585 / 0.585 / 0.585	SAR Start:	0.008 W/kg
Type of Modulation:		SAR End:	0.008 W/kg
Modn. Duty Cycle:		SAR Drift during Scan:	0.03 dB
Diode Compression Factors (V*200):	19 / 19 / 19	Probe battery last changed:	06/03/2004
Input Power Level:	max	Extrapolation:	poly4

