

**Appendix B: Photos****EUT Photos:****Photo 1. Antenna locations**

SAR Test Report No.:

SAR\_684\_2004\_FCC\_850\_1900\_2450\_MC56\_2200BG

Date of Report: 07/12/2004

**Appendix B**

Page 2 of 10



**Photo 2. EUT front**


SAR Test Report No.:

SAR\_684\_2004\_FCC\_850\_1900\_2450\_MC56\_2200BG


Date of Report: 07/12/2004

**Appendix B**

Page 3 of 10

**Photo 3. EUT back**

**Setup Photos****Photo 4. GPRS antenna bystander position**



**Photo 5. bystander position distance**


SAR Test Report No.:

SAR\_684\_2004\_FCC\_850\_1900\_2450\_MC56\_2200BG

Date of Report: 07/12/2004

**Appendix B**


Page 6 of 10



**Photo 6. GPRS antenna lap position**




**Photo 7. 2450 MHz antenna bystander position**



**Photo 8. bystander position distance**





**Photo 9. 2450 MHz antenna lap position**



**Photo 10. Photo to demonstrate 15 cm Z-axis flat phantom**