


**Appendix B: Photos****EUT Photos:****Photo 1. Antenna locations**



**Photo 2. EUT front**


**Photo 3. EUT back**




**Setup Photos**



**Photo 4. 2450 MHz antenna bystander position**



**Photo 5. bystander position distance**



**Photo 6. 2450 MHz antenna lap position**






**Photo 7. CDMA antenna bystander position**



**Photo 8. CDMA antenna lap position**





**Photo 9. Photo to demonstrate 15 cm Z-axis flat phantom**