

Appendix B: Photos**EUT Photos:****Photo 1. Antenna locations**



Photo 2. EUT front

**Photo 3. EUT back**

Setup Photos



Photo 4. 2450 MHz antenna bystander position




Photo 5. bystander position distance




Photo 6. 2450 MHz antenna lap position



Photo 7. GPRS antenna bystander position




Photo 8. GPRS antenna lap position



Photo 9. Photo to demonstrate 15 cm Z-axis flat phantom