

**Appendix B: Photos**

**EUT Photos:**



**Photo 1. Antenna locations**



**Photo 2. EUT front**





Photo 3. EUT back


**Setup Photos**



**Photo 4. GPRS antenna bystander position**



**Photo 5. bystander position distance**



**Photo 6. GPRS antenna lap position**



**Photo 7. Photo to demonstrate 15 cm Z-axis flat phantom**