

**Appendix B: Photos**

**EUT Photos:**



**Photo 1. Antenna locations**



**Photo 2. EUT front**




Photo 3. EUT back




**Setup Photos**



**Photo 4. 2450 MHz antenna bystander position**




**Photo 5. bystander position distance**



**Photo 6. 2450 MHz antenna lap position**





**Photo 7. Photo to demonstrate 15 cm Z-axis flat phantom**