

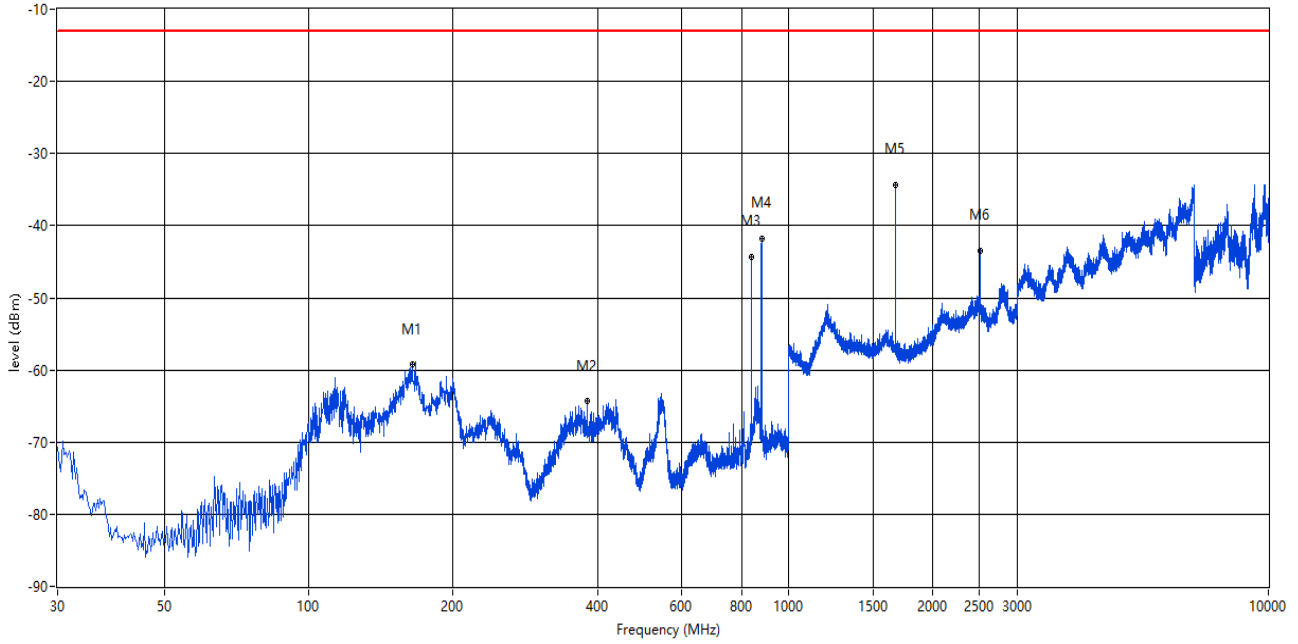
A.1 Field Strength of Spurious Radiation

1 GSM 850

1.1 GSM 850 Middle Channel

RSE-H 30-10GHz

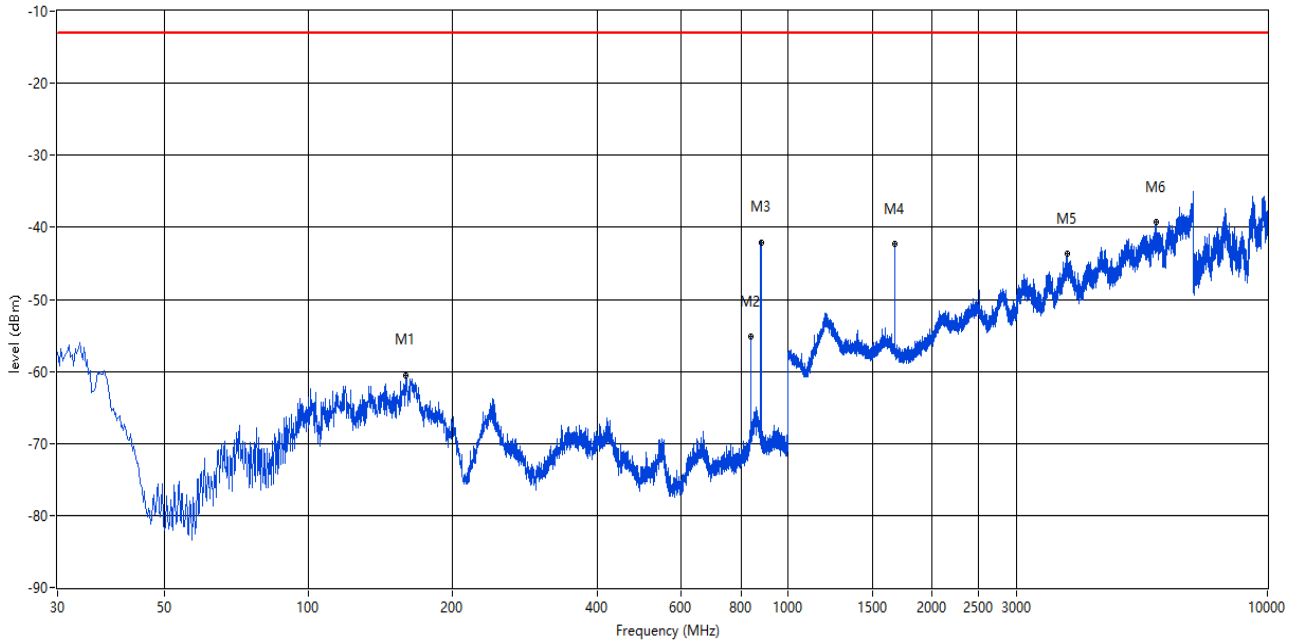
RSE Test case_CE FCC_FCC PART22&24&27_FCC PART 22_850_GSM 850&CDMA BC0&WCDMA B5<E B5&26



Frequency (MHz)	Result (dBm)	Factor (dB)	PK Limit (dBm)	Margin (dB)	Table (o)	ANT	EUT	Verdict
164.554	-59.30	-17.01	-13.0	46.30	199.00	Horizontal	Horizontal	Pass
380.325	-64.37	-10.81	-13.0	51.37	138.00	Horizontal	Horizontal	Pass
836.596	-44.39	3.29	-13.0	31.39	58.00	Horizontal	Horizontal	N.A
881.447	-41.72	1.18	-13.0	28.72	240.00	Horizontal	Horizontal	N.A
1672.332	-33.83	-1.28	-13.0	20.83	61.00	Horizontal	Horizontal	Pass
2509.663	-44.09	5.11	-13.0	31.09	245.00	Horizontal	Horizontal	Pass

RSE-V 30-10GHz

RSE Test case_CE FCC_FCC PART22&24&27_FCC PART 22_850_GSM 850&CDMA BC0&WCDMA B5<E B5&26



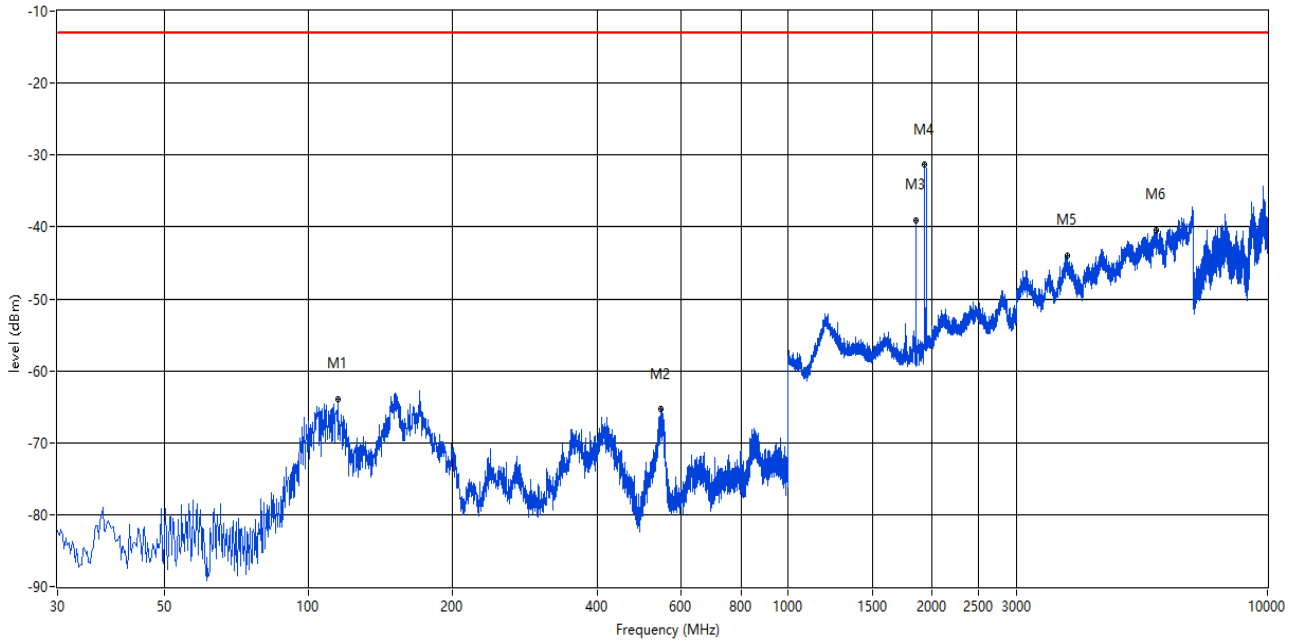
Frequency (MHz)	Result (dBm)	Factor (dB)	PK Limit (dBm)	Margin (dB)	Table (o)	ANT	EUT	Verdict
159.948	-60.52	-16.85	-13.0	47.52	170.00	Vertical	Horizontal	Pass
836.353	-55.12	3.25	-13.0	42.12	137.00	Vertical	Horizontal	N.A
881.447	-42.10	1.18	-13.0	29.10	48.00	Vertical	Horizontal	N.A
1672.232	-42.68	-1.26	-13.0	29.68	136.00	Vertical	Horizontal	Pass
3823.794	-43.72	12.04	-13.0	30.72	202.00	Vertical	Horizontal	Pass
5860.285	-39.33	16.61	-13.0	26.33	236.00	Vertical	Horizontal	Pass

2 GSM 1900

2.1 GSM 1900 Low Channel

RSE-H 30M-10GHz

RSE Test case_CE FCC_FCC PART22&24&27_FCC PART 24_1900_GSM 1900&WCDMA B2&CDMA BC1<E B2&25

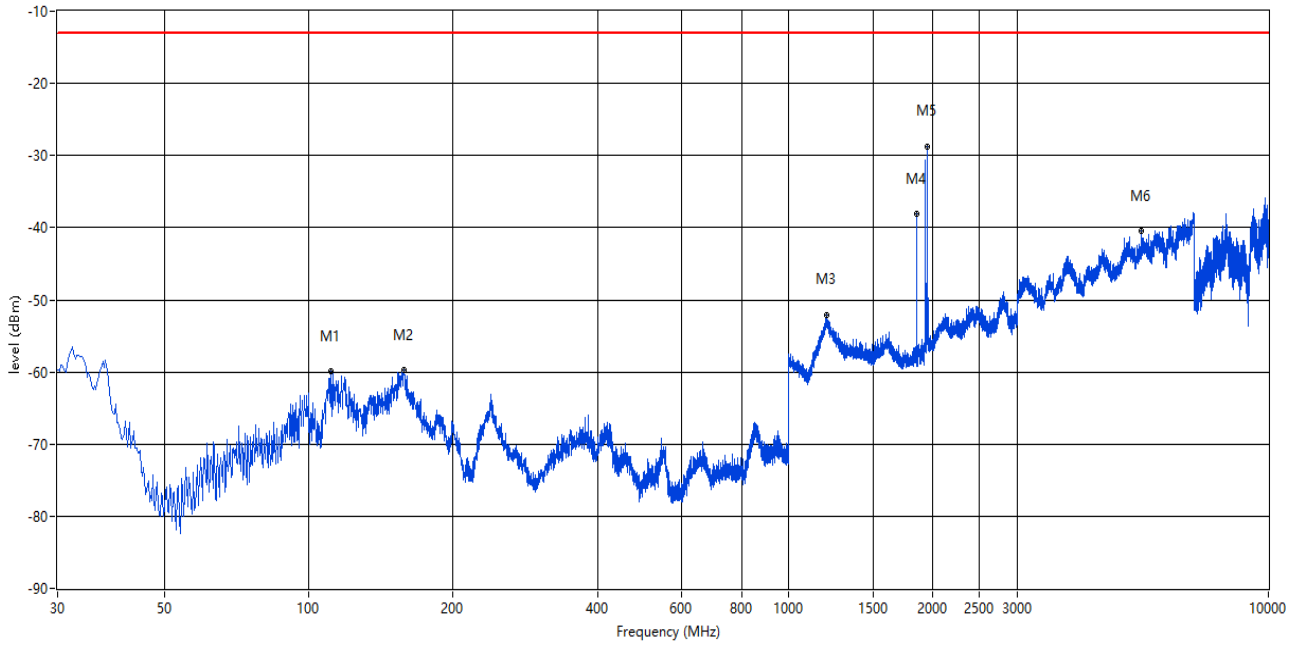


PK Limit (dBm)

Frequency (MHz)	Result (dBm)	Factor (dB)		Margin (dB)	Table (o)	ANT	EUT	Verdict
115.096	-63.89	-12.41	-13.0	50.89	224.00	Horizontal	Vertical	Pass
542.759	-65.24	-5.91	-13.0	52.24	238.00	Horizontal	Vertical	Pass
1850.788	-35.11	-0.16	-13.0	22.11	23.00	Horizontal	Vertical	N.A
1929.768	-30.87	0.18	-13.0	17.37	51.00	Horizontal	Vertical	N.A
3830.792	-44.05	11.96	-13.0	31.05	357.00	Horizontal	Vertical	Pass
5851.287	-40.39	16.89	-13.0	27.39	42.00	Horizontal	Vertical	Pass

RSE-V 30M-10GHz

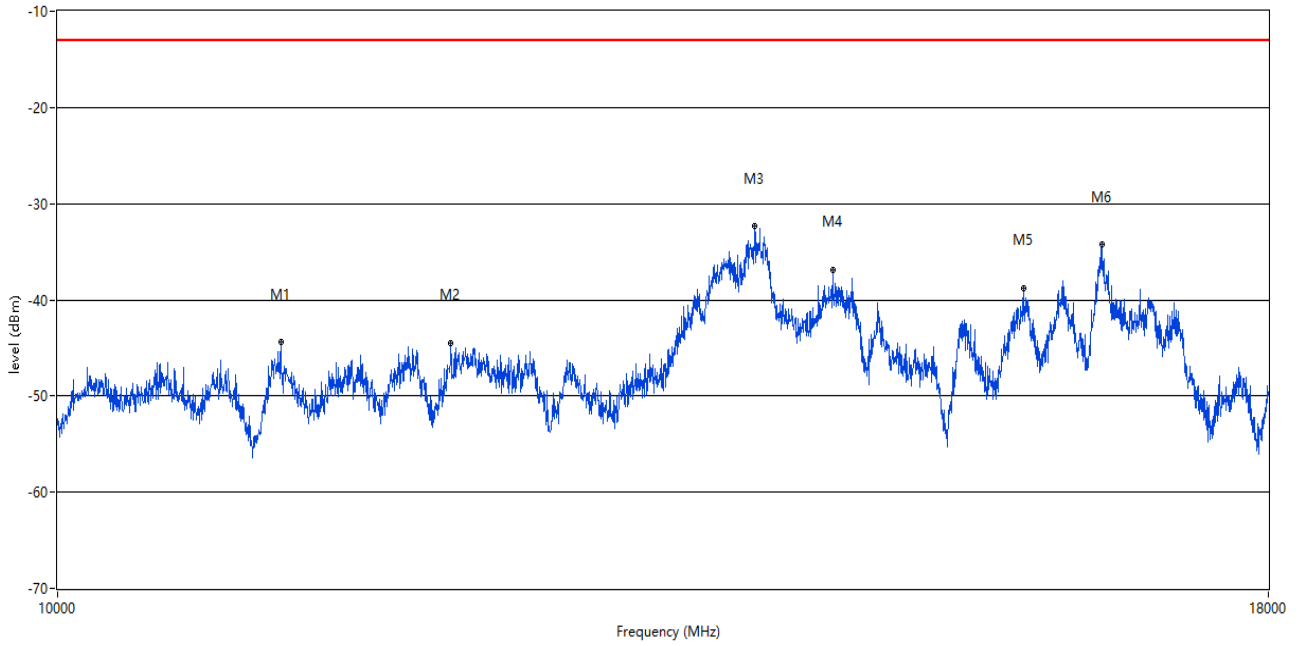
RSE Test case_CE FCC_FCC PART22&24&27_FCC PART 24_1900_GSM 1900&WCDMA B2&CDMA BC1<E B2&25



Frequency (MHz)	Result (dBm)	Factor (dB)	PK Limit (dBm)	Margin (dB)	Table (o)	ANT	EUT	Verdict
111.217	-59.96	-12.87	-13.0	46.96	98.00	Vertical	Horizontal	Pass
157.766	-59.75	-16.97	-13.0	46.75	330.00	Vertical	Horizontal	Pass
1198.450	-52.17	3.89	-13.0	39.17	327.00	Vertical	Horizontal	Pass
1849.738	-38.00	-0.16	-13.0	25.00	35.00	Vertical	Horizontal	N.A
1929.263	-28.79	0.18	-13.0	15.79	153.00	Vertical	Horizontal	N.A
5441.390	-40.50	15.53	-13.0	27.50	308.00	Vertical	Horizontal	Pass

RSE-H 10 GHz -18GHz

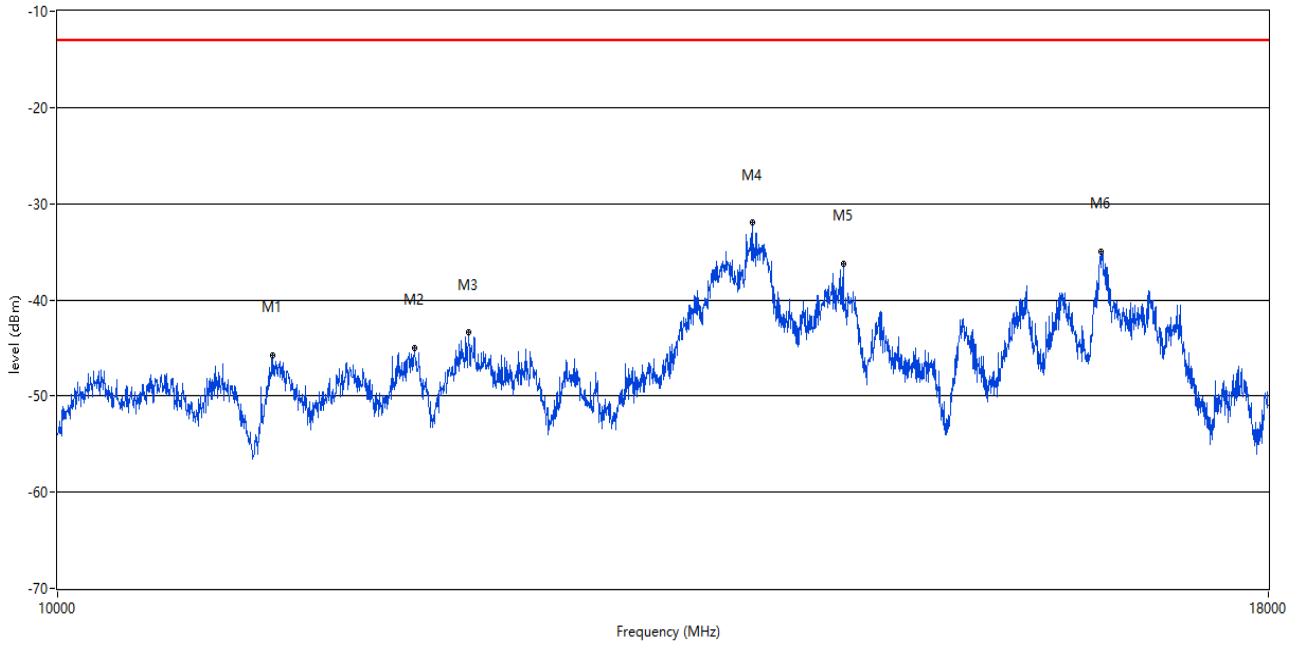
RSE Test case_CE FCC_FCC PART22&24&27_FCC LTE & WCDMA -18G



Frequency (MHz)	Result (dBm)	Factor (dB)	PK Limit (dBm)	Margin (dB)	Table (o)	ANT	EUT	Verdict
11145.964	-44.37	18.69	-13.0	31.37	47.00	Horizontal	Vertical	Pass
12102.724	-44.46	19.49	-13.0	31.46	107.00	Horizontal	Vertical	Pass
14029.993	-32.28	32.66	-13.0	19.28	211.00	Horizontal	Vertical	Pass
14568.858	-36.86	27.57	-13.0	23.86	341.00	Horizontal	Vertical	Pass
15982.004	-38.77	24.64	-13.0	25.77	63.00	Horizontal	Vertical	Pass
16603.349	-34.25	30.23	-13.0	21.25	48.00	Horizontal	Vertical	Pass

RSE-V 10 GHz -18GHz

RSE Test case_CE FCC_FCC PART22&24&27_FCC LTE & WCDMA -18G



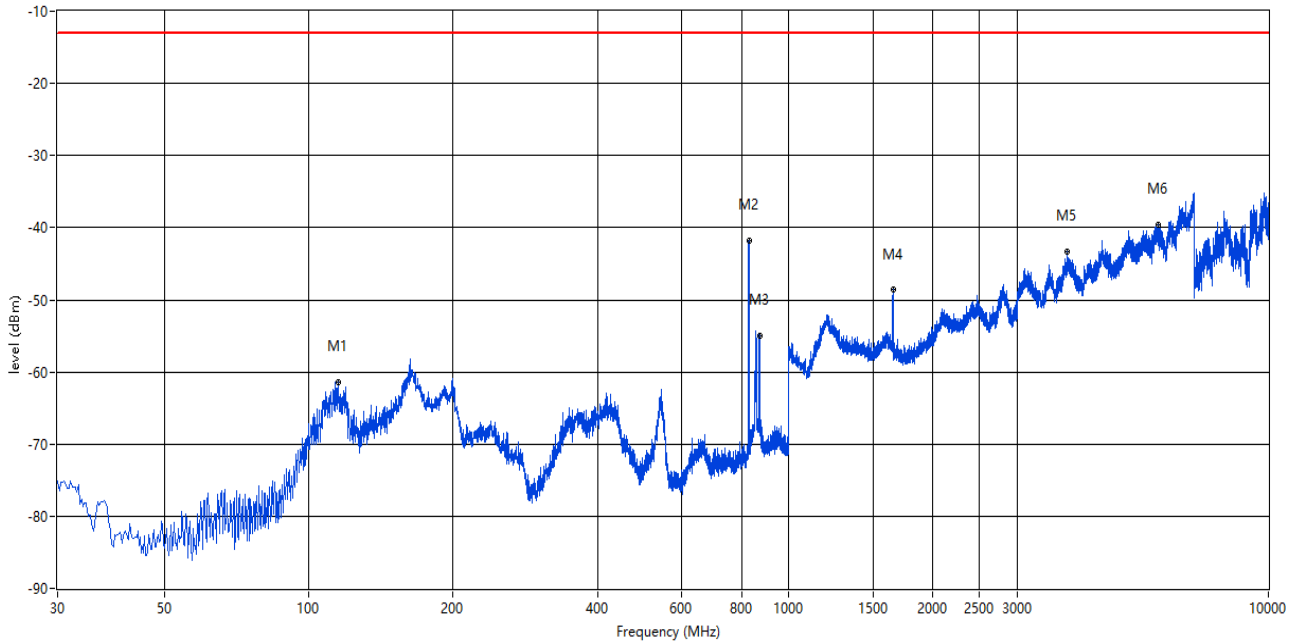
Frequency (MHz)	Result (dBm)	Factor (dB)	PK Limit (dBm)	Margin (dB)	Table (o)	ANT	EUT	Verdict
11099.225	-45.75	19.42	-13.0	32.75	112.00	Vertical	Vertical	Pass
11891.027	-44.98	19.86	-13.0	31.98	6.00	Vertical	Vertical	Pass
12207.198	-43.37	20.66	-13.0	30.37	353.00	Vertical	Vertical	Pass
14010.747	-31.91	32.64	-13.0	18.91	328.00	Vertical	Vertical	Pass
14643.089	-36.22	28.21	-13.0	23.22	192.00	Vertical	Vertical	Pass
16597.851	-34.93	30.16	-13.0	21.93	13.00	Vertical	Vertical	Pass

3 WCDMA Band 5

3.1 WCDMA Band 5 Low Channel

RSE-H-30MHz-10GHz

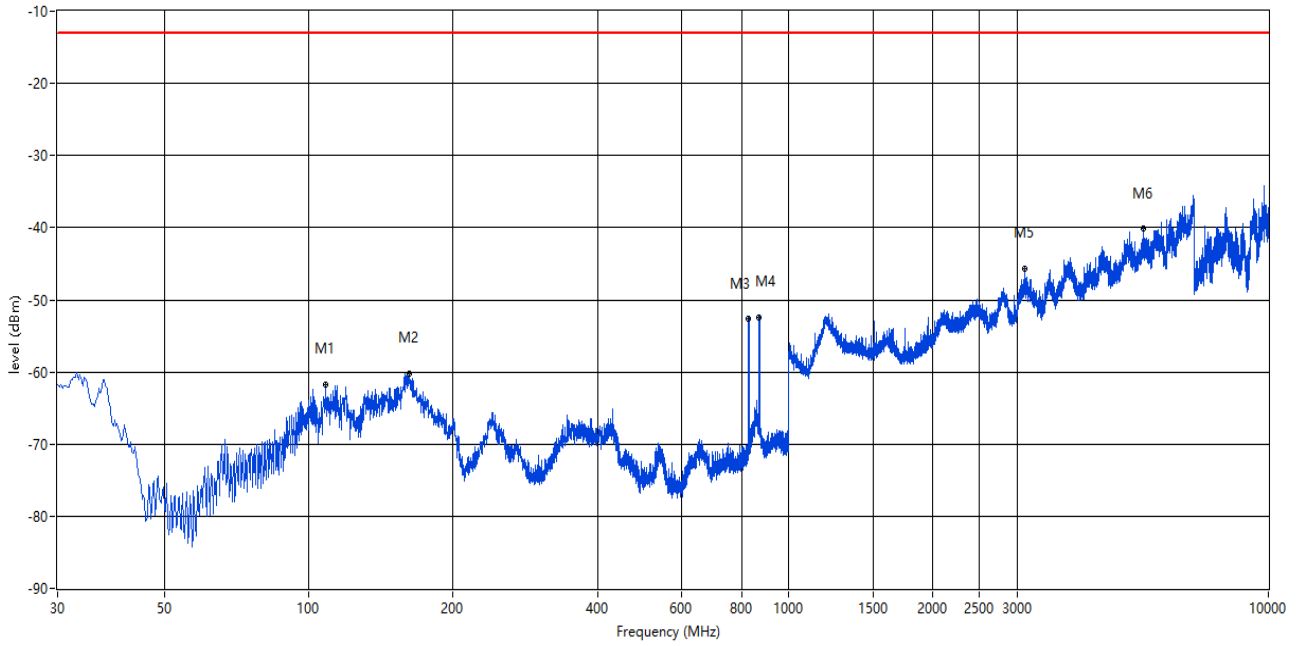
RSE Test case_CE FCC_FCC PART22&24&27_FCC PART 22_850_GSM 850&CDMA BC0&WCDMA B5<E B5&26



Frequency (MHz)	Result (dBm)	Factor (dB)	PK Limit (dBm)	Margin (dB)	Table (o)	ANT	EUT	Verdict
115.339	-61.36	-12.38	-13.0	48.36	276.00	Vertical	Horizontal	Pass
828.353	-41.82	1.75	-13.0	28.82	324.00	Vertical	Horizontal	N.A
870.295	-54.94	3.15	-13.0	41.94	304.00	Vertical	Horizontal	N.A
1654.336	-48.52	-0.88	-13.0	35.52	143.00	Vertical	Horizontal	Pass
3810.797	-43.31	12.22	-13.0	30.31	69.00	Vertical	Horizontal	Pass
5897.276	-39.60	16.58	-13.0	26.60	276.00	Vertical	Horizontal	Pass

RSE-V-30MHz-10GHzHz

RSE Test case_CE FCC_FCC PART22&24&27_FCC PART 22_850_GSM 850&CDMA BC0&WCDMA B5<E B5&26



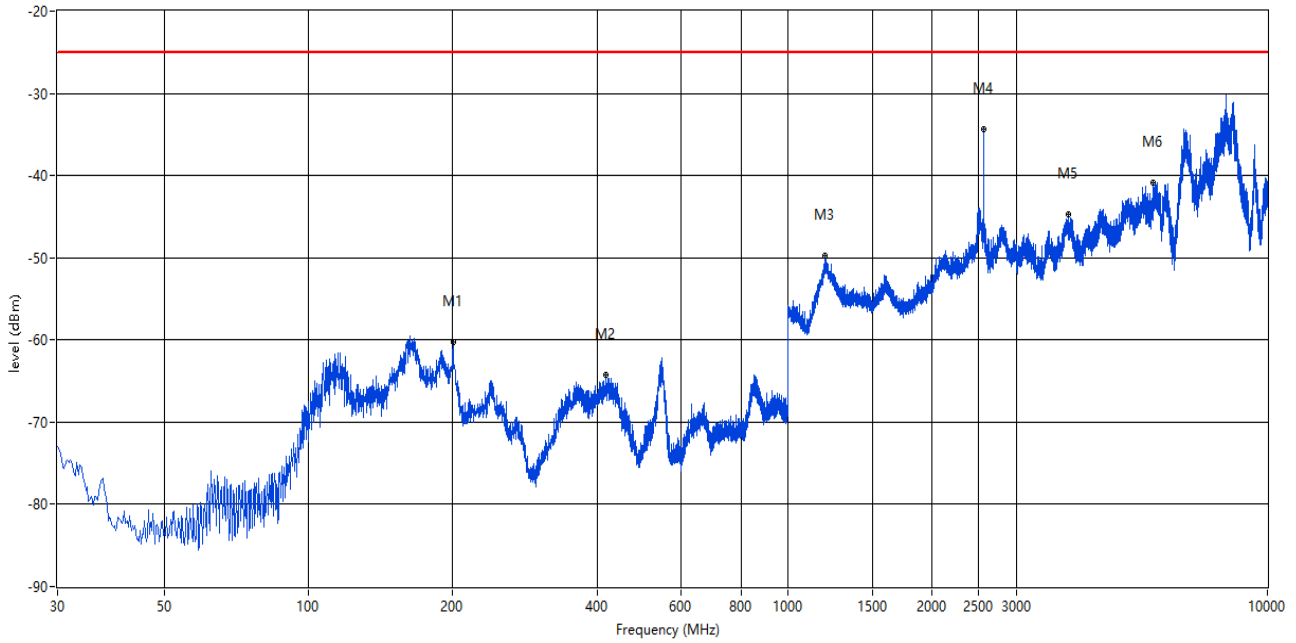
Frequency (MHz)	Result (dBm)	Factor (dB)	PK Limit (dBm)	Margin (dB)	Table (o)	ANT	EUT	Verdict
108.308	-61.76	-13.22	-13.0	48.76	237.00	Vertical	Horizontal	Pass
162.129	-60.24	-16.93	-13.0	47.24	309.00	Vertical	Horizontal	Pass
825.686	-52.66	1.38	-13.0	39.66	14.00	Vertical	Horizontal	N.A
869.568	-52.52	3.24	-13.0	39.52	57.00	Vertical	Horizontal	N.A
3103.974	-45.67	10.11	-13.0	32.67	328.00	Vertical	Horizontal	Pass
5490.377	-40.04	15.91	-13.0	27.04	34.00	Vertical	Horizontal	Pass

4 LTE Band 41

4.1 LTE Band 41 Bandwidth 5MHz, Low Channel

RSE-H 5wid 30MHz-10GHz

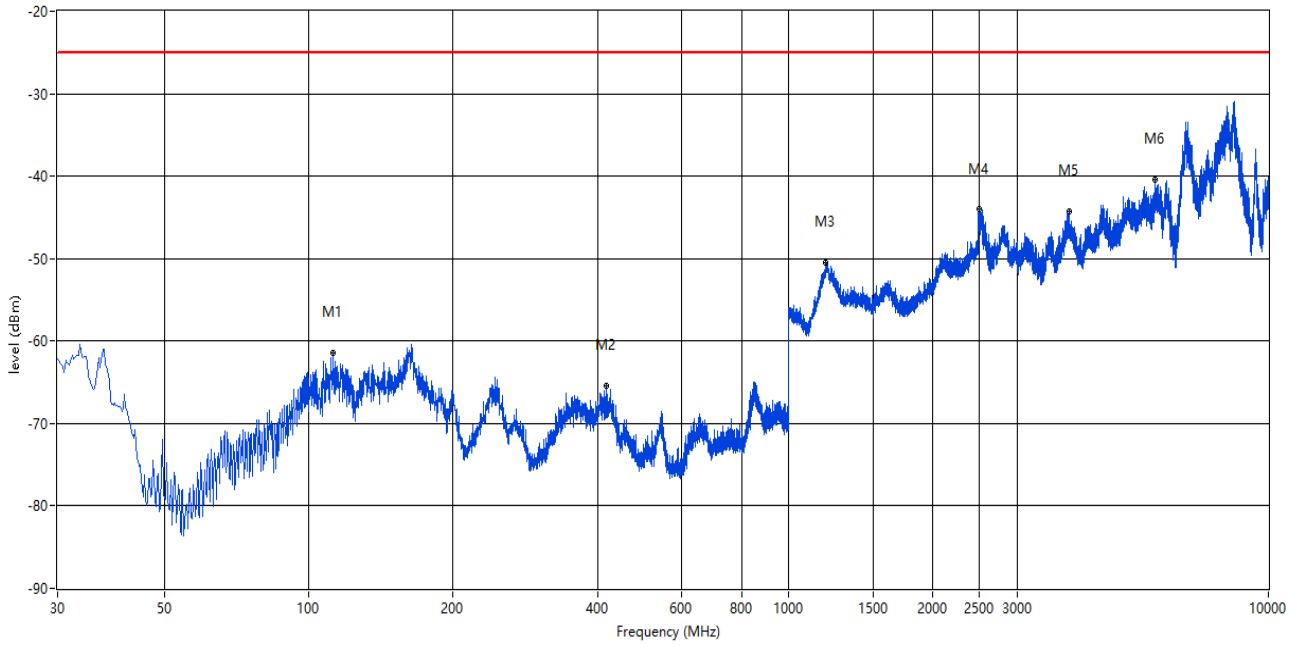
RSE Test case_CE FCC_FCC PART22&24&27_FCC LTE B41



Frequency (MHz)	Result (dBm)	Factor (dB)	PK Limit (dBm)	Margin (dB)	Table (o)	ANT	EUT	Verdict
200.435	-60.25	-9.28	-25.0	35.25	174.00	Horizontal	Horizontal	Pass
417.176	-64.31	-7.73	-25.0	39.31	103.00	Horizontal	Horizontal	Pass
1195.451	-49.68	5.63	-25.0	24.68	205.00	Horizontal	Horizontal	Pass
2559.110	-34.39	10.27	-25.0	19.39	3.00	Horizontal	Horizontal	Pass
3840.540	-44.78	11.98	-25.0	19.78	193.00	Horizontal	Horizontal	Pass
5779.555	-40.91	16.25	-25.0	15.91	304.00	Horizontal	Horizontal	Pass

RSE-V 5wid 30MHz-10GHz

RSE Test case_CE FCC_FCC PART22&24&27_FCC LTE B41



Frequency (MHz)	Result (dBm)	Factor (dB)	PK Limit (dBm)	Margin (dB)	Table (o)	ANT	EUT	Verdict
112.187	-61.41	-12.12	-25.0	36.41	342.00	Vertical	Horizontal	Pass
416.448	-65.37	-7.83	-25.0	40.37	150.00	Vertical	Horizontal	Pass
1193.952	-50.49	5.53	-25.0	25.49	274.00	Vertical	Horizontal	Pass
2501.625	-43.95	12.57	-25.0	18.95	248.00	Vertical	Horizontal	Pass
3837.541	-44.26	12.05	-25.0	19.26	116.00	Vertical	Horizontal	Pass
5799.050	-40.35	16.73	-25.0	15.35	1.00	Vertical	Horizontal	Pass

RSE-H 5wid 10-18GHz

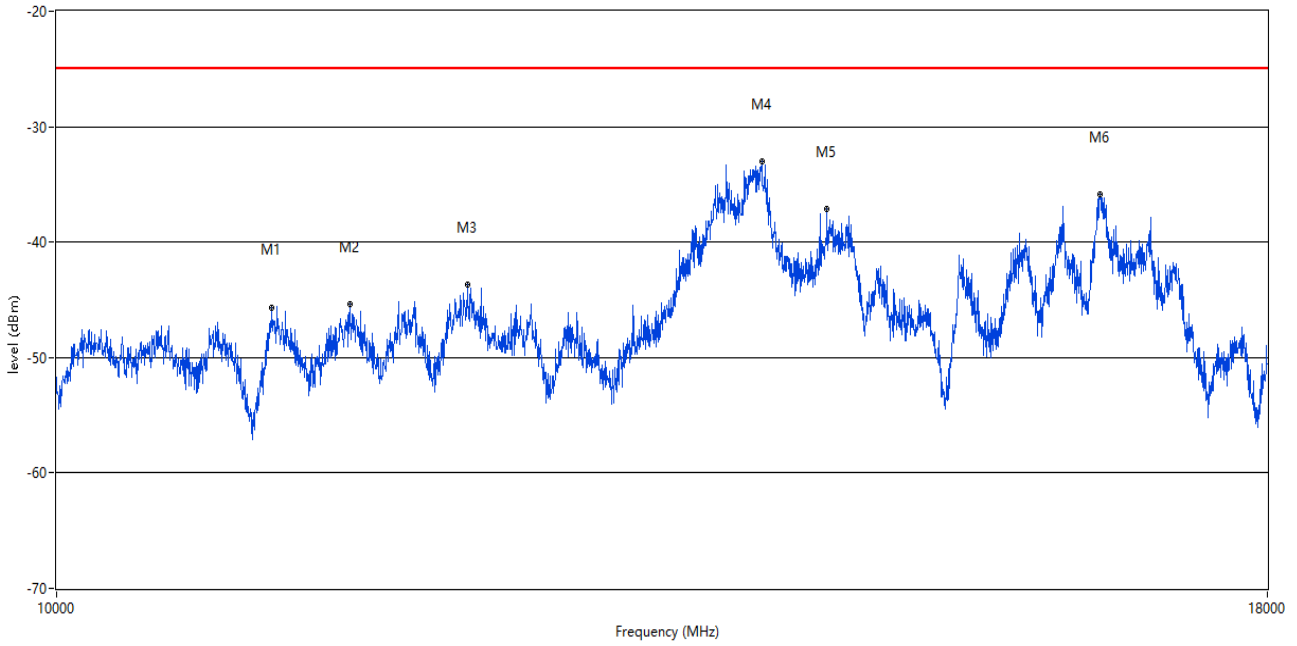
RSE Test case_CE FCC_FCC PART22&24&27_FCC LTE B41 -18G



Frequency (MHz)	Result (dBm)	Factor (dB)	PK Limit (dBm)	Margin (dB)	Table (o)	ANT	EUT	Verdict
10521.870	-46.26	18.61	-25.0	21.26	13.00	Horizontal	Vertical	Pass
11104.724	-45.29	19.40	-25.0	20.29	4.00	Horizontal	Vertical	Pass
12116.471	-44.18	19.66	-25.0	19.18	282.00	Horizontal	Vertical	Pass
14076.731	-32.27	32.73	-25.0	7.27	261.00	Horizontal	Vertical	Pass
16281.680	-38.52	26.31	-25.0	13.52	100.00	Horizontal	Vertical	Pass
16597.851	-34.40	30.16	-25.0	9.40	148.00	Horizontal	Vertical	Pass

RSE-V 5wid 10-18GHz

RSE Test case_CE FCC_FCC PART22&24&27_FCC LTE B41 -18G



Frequency (MHz)	Result (dBm)	Factor (dB)	PK Limit (dBm)	Margin (dB)	Table (o)	ANT	EUT	Verdict
11101.975	-45.70	19.45	-25.0	20.70	206.00	Vertical	Vertical	Pass
11528.118	-45.36	19.65	-25.0	20.36	296.00	Vertical	Vertical	Pass
12207.198	-43.68	20.66	-25.0	18.68	246.00	Vertical	Vertical	Pass
14082.229	-33.05	32.74	-25.0	8.05	174.00	Vertical	Vertical	Pass
14535.866	-37.17	27.46	-25.0	12.17	166.00	Vertical	Vertical	Pass
16592.352	-35.81	29.64	-25.0	10.81	332.00	Vertical	Vertical	Pass