

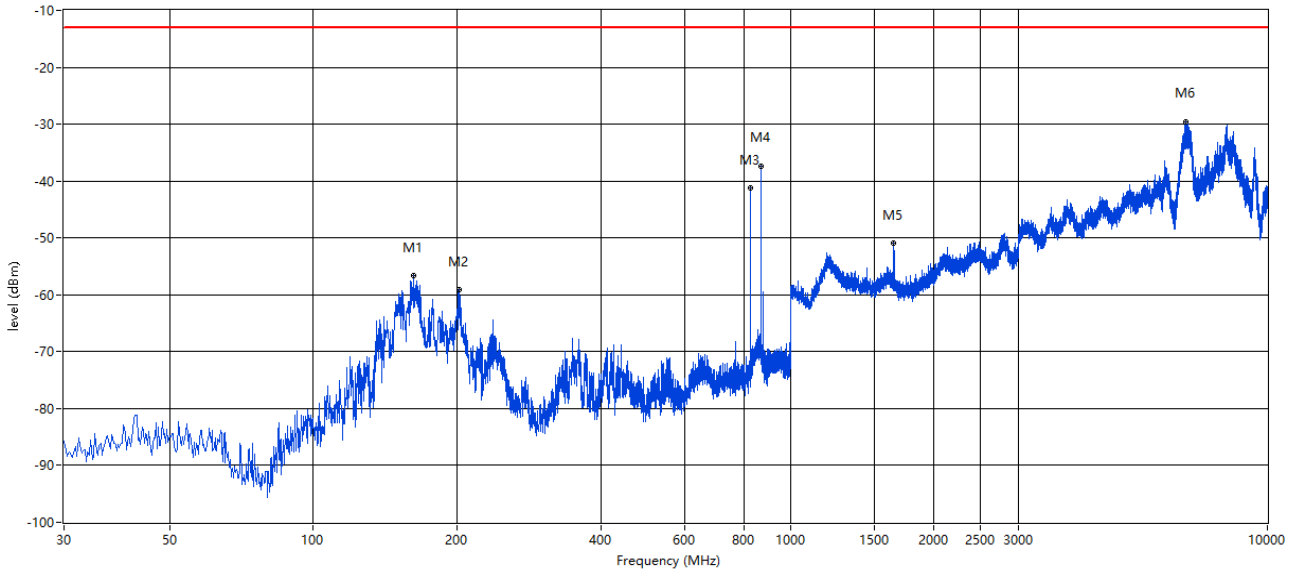
A.7. Field Strength of Spurious Radiation

1 GSM 850

1.1 GSM 850 Low Channel

RSE-H

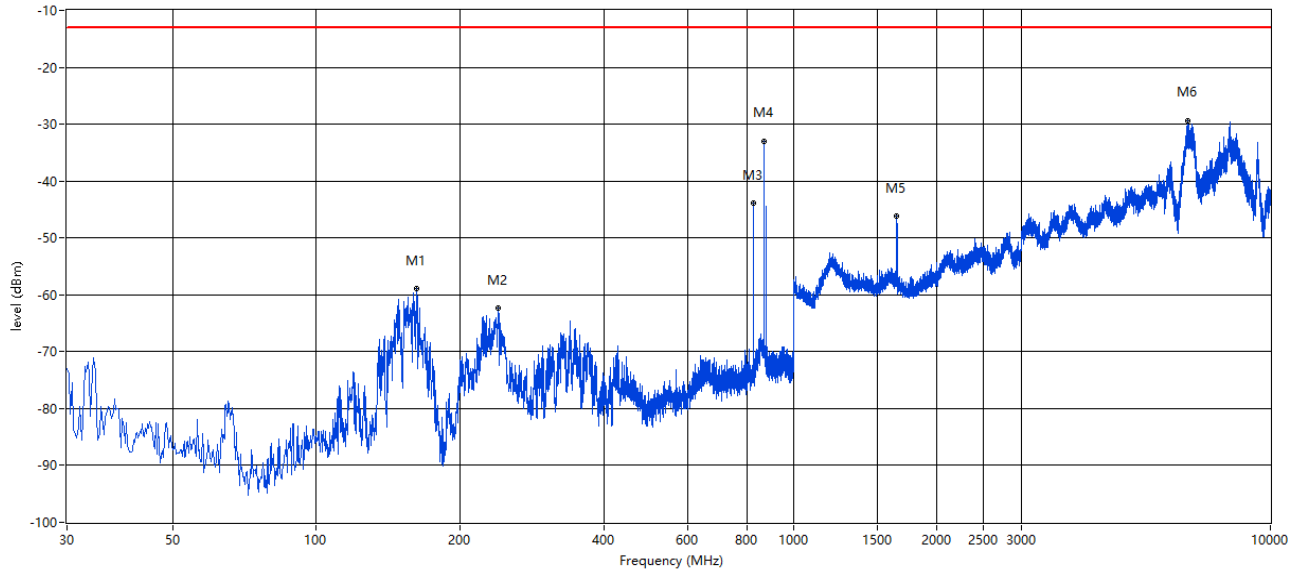
RSE Test case_CE FCC_FCC PART22&24&27_FCC PART 22_850_GSM 850&CDMA BC0&WCDMA B5<E B5&26



Frequency (MHz)	Result (dBm)	Factor (dB)	PK Limit (dBm)	Margin (dB)	Table (o)	ANT	EUT	Verdict
161.887	-56.69	-16.92	-13.0	43.69	18.00	Horizontal	Horizontal	Pass
201.647	-59.02	-10.81	-13.0	46.02	223.00	Horizontal	Horizontal	Pass
823.989	-41.15	1.15	-13.0	28.15	325.00	Horizontal	Horizontal	N.A
869.083	-37.31	3.28	-13.0	24.31	252.00	Horizontal	Horizontal	N.A
1648.338	-50.86	-0.81	-13.0	37.86	10.00	Horizontal	Horizontal	Pass
6750.812	-29.56	26.02	-13.0	16.56	265.00	Horizontal	Horizontal	Pass

RSE-V

RSE Test case_CE FCC_FCC PART22&24&27_FCC PART 22_850_GSM 850&CDMA BC0&WCDMA B5<E B5&26

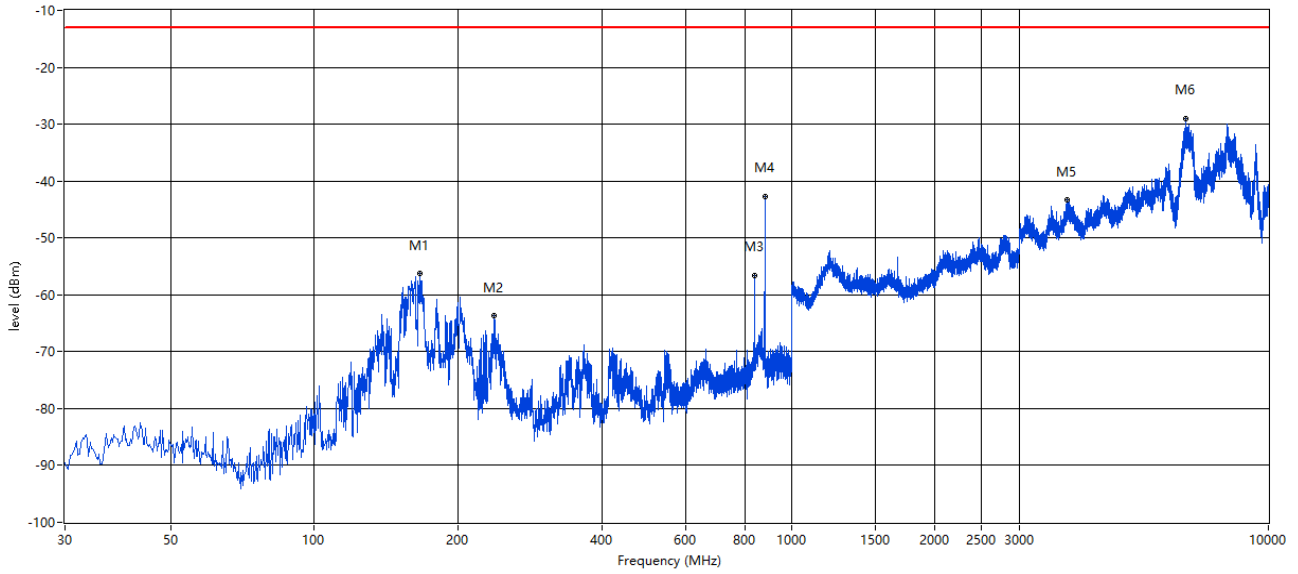


Frequency (MHz)	Result (dBm)	Factor (dB)	PK Limit (dBm)	Margin (dB)	Table (o)	ANT	EUT	Verdict
162.372	-58.83	-16.94	-13.0	45.83	53.00	Vertical	Horizontal	Pass
240.922	-62.30	-4.66	-13.0	49.30	105.00	Vertical	Horizontal	Pass
823.989	-43.82	1.15	-13.0	30.82	238.00	Vertical	Horizontal	N.A
869.083	-32.95	3.28	-13.0	19.95	174.00	Vertical	Horizontal	N.A
1648.338	-46.12	-0.81	-13.0	33.12	293.00	Vertical	Horizontal	Pass
6721.820	-29.45	26.12	-13.0	16.45	178.00	Vertical	Horizontal	Pass

1.2 GSM 850 Middle Channel

RSE-H

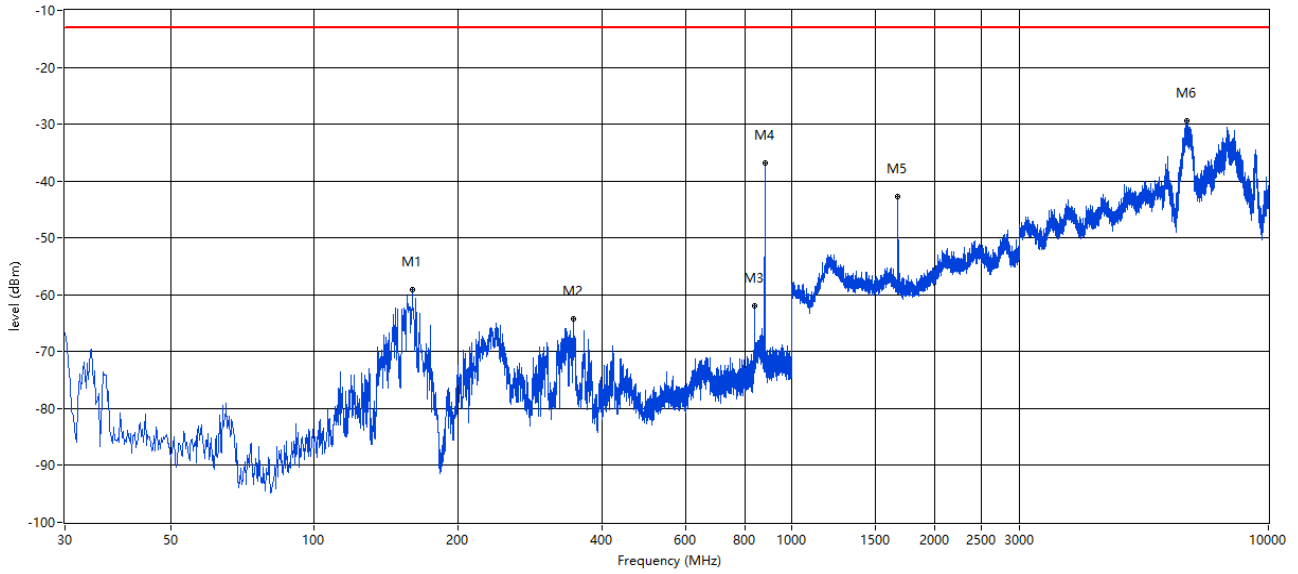
RSE Test case_CE FCC_FCC PART22&24&27_FCC PART 22_850_GSM 850&CDMA BC0&WCDMA B5<E B5&26



Frequency (MHz)	Result (dBm)	Factor (dB)	PK Limit (dBm)	Margin (dB)	Table (o)	ANT	EUT	Verdict
166.736	-56.25	-17.26	-13.0	43.25	31.00	Horizontal	Horizontal	Pass
238.498	-63.59	-4.97	-13.0	50.59	82.00	Horizontal	Horizontal	Pass
836.596	-56.64	3.29	-13.0	43.64	169.00	Horizontal	Horizontal	N.A
881.447	-42.69	1.18	-13.0	29.69	122.00	Horizontal	Horizontal	N.A
3792.552	-43.22	12.06	-13.0	30.22	191.00	Horizontal	Horizontal	Pass
6712.822	-28.98	26.14	-13.0	15.98	120.00	Horizontal	Horizontal	Pass

RSE-V

RSE Test case_CE FCC_FCC PART22&24&27_FCC PART 22_850_GSM 850&CDMA BC0&WCDMA B5<E B5&26

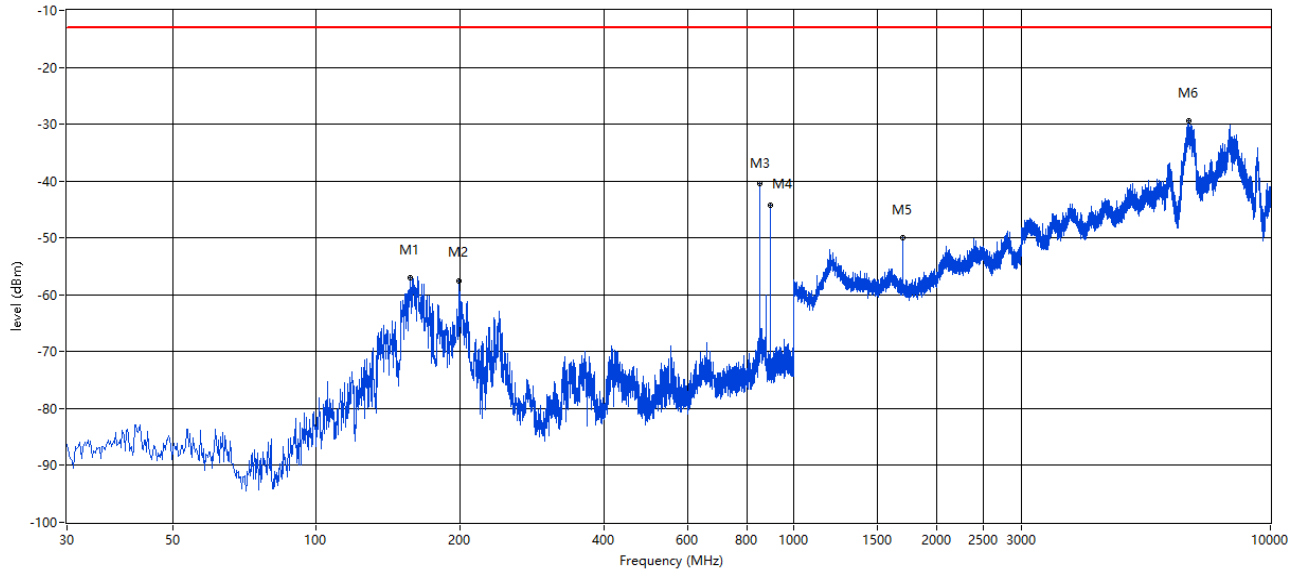


Frequency (MHz)	Result (dBm)	Factor (dB)	PK Limit (dBm)	Margin (dB)	Table (o)	ANT	EUT	Verdict
160.675	-59.01	-16.87	-13.0	46.01	358.00	Vertical	Horizontal	Pass
349.293	-64.23	-8.75	-13.0	51.23	271.00	Vertical	Horizontal	Pass
836.596	-61.91	3.29	-13.0	48.91	326.00	Vertical	Horizontal	N.A
881.447	-36.91	1.18	-13.0	23.91	24.00	Vertical	Horizontal	N.A
1672.832	-42.77	-1.26	-13.0	29.77	71.00	Vertical	Horizontal	Pass
6750.812	-29.47	26.02	-13.0	16.47	97.00	Vertical	Horizontal	Pass

1.3 GSM 850 High Channel

RSE-H

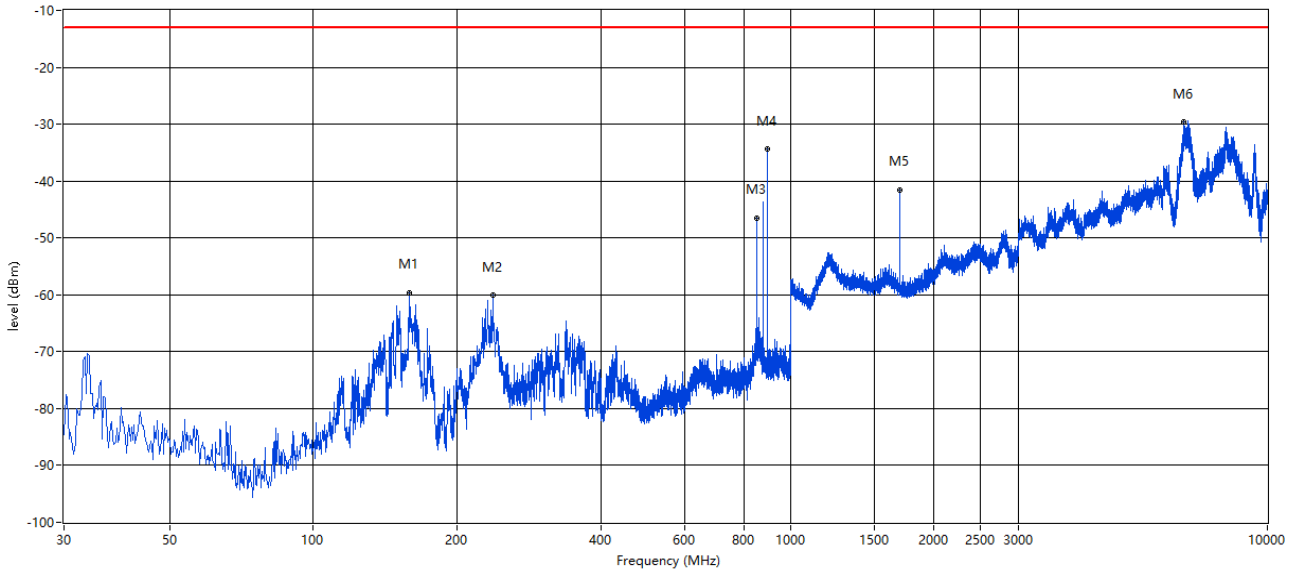
RSE Test case_CE FCC_FCC PART22&24&27_FCC PART 22_850_GSM 850&CDMA BC0&WCDMA B5<E B5&26



Frequency (MHz)	Result (dBm)	Factor (dB)	PK Limit (dBm)	Margin (dB)	Table (o)	ANT	EUT	Verdict
157.281	-56.99	-16.84	-13.0	43.99	224.00	Horizontal	Horizontal	Pass
199.223	-57.59	-10.67	-13.0	44.59	320.00	Horizontal	Horizontal	Pass
848.718	-40.45	4.62	-13.0	27.45	149.00	Horizontal	Horizontal	Pass
893.569	-44.20	0.44	-13.0	31.20	3.00	Horizontal	Horizontal	Pass
1697.326	-49.88	-2.09	-13.0	36.88	207.00	Horizontal	Horizontal	Pass
6737.816	-29.33	26.07	-13.0	16.33	284.00	Horizontal	Horizontal	Pass

RSE-V

RSE Test case_CE FCC_FCC PART22&24&27_FCC PART 22_850_GSM 850&CDMA BC0&WCDMA B5<E B5&26



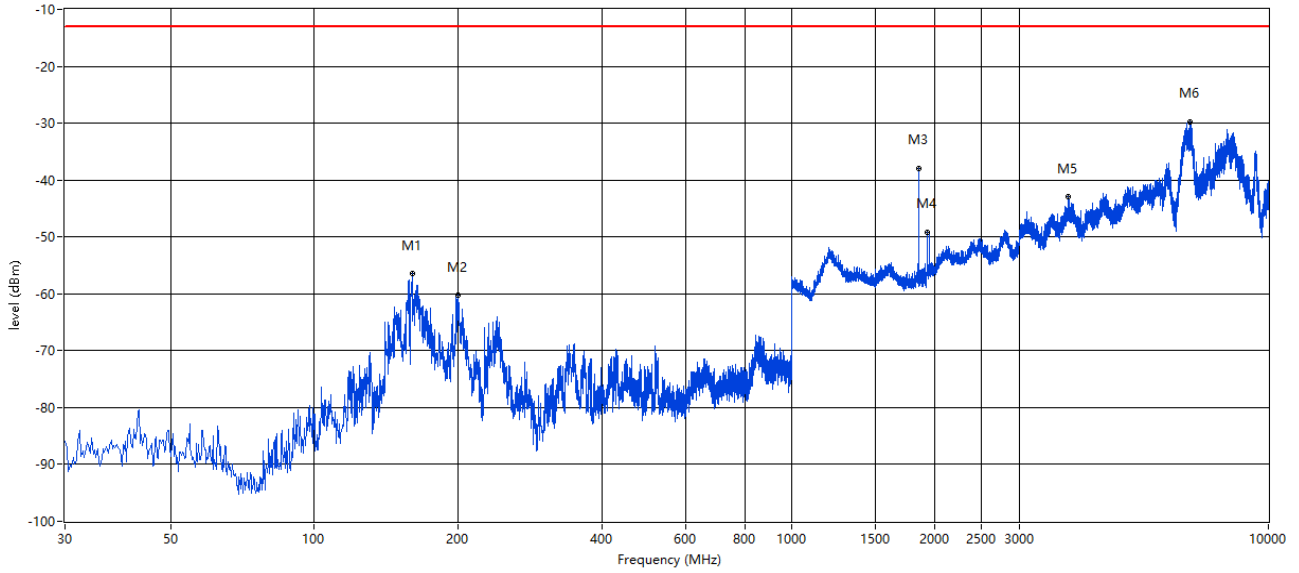
Frequency (MHz)	Result (dBm)	Factor (dB)	PK Limit (dBm)	Margin (dB)	Table (o)	ANT	EUT	Verdict
158.493	-59.58	-16.84	-13.0	46.58	288.00	Vertical	Horizontal	Pass
238.013	-59.99	-5.15	-13.0	46.99	94.00	Vertical	Horizontal	Pass
848.718	-46.55	4.62	-13.0	33.55	173.00	Vertical	Horizontal	Pass
893.569	-34.37	0.44	-13.0	21.37	189.00	Vertical	Horizontal	Pass
1697.326	-41.66	-2.09	-13.0	28.66	318.00	Vertical	Horizontal	Pass
6665.834	-29.67	24.81	-13.0	16.67	212.00	Vertical	Horizontal	Pass

2 GSM 1900

2.1 GSM 1900 Low Channel

RSE-H 30M-10GHz

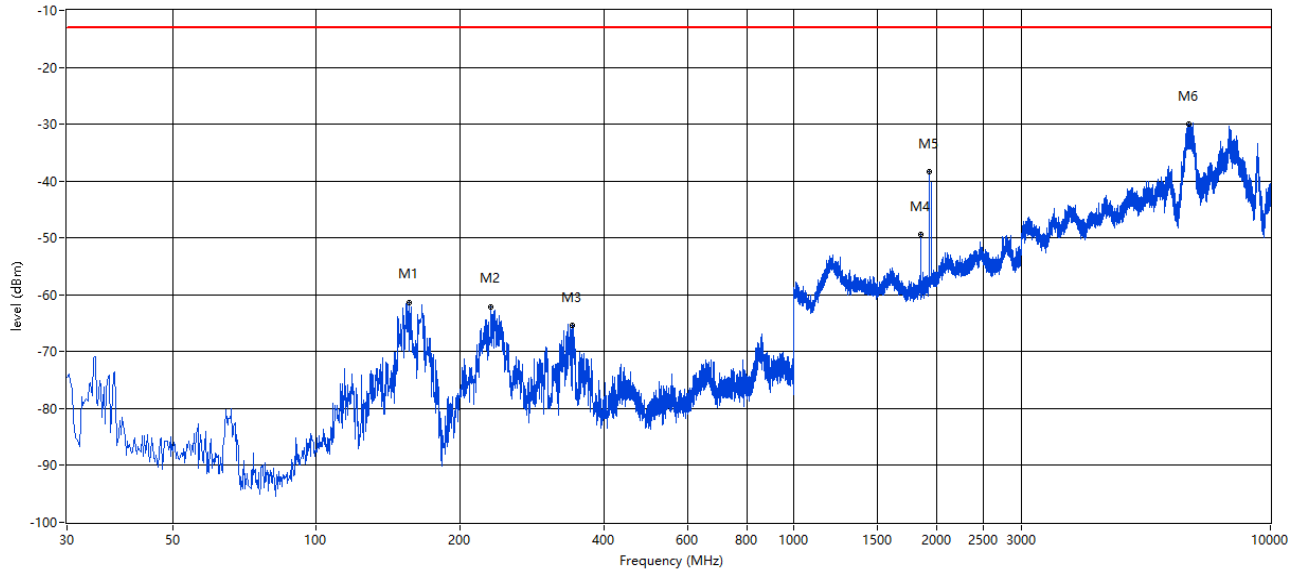
RSE Test case_CE FCC_FCC PART22&24&27_FCC PART 24_1900_GSM 1900&WCDMA B2&CDMA BC1<E B2&25



Frequency (MHz)	Result (dBm)	Factor (dB)	PK Limit (dBm)	Margin (dB)	Table (o)	ANT	EUT	Verdict
160.675	-56.37	-17.09	-13.0	43.37	143.00	Horizontal	Horizontal	Pass
200.192	-60.31	-9.99	-13.0	47.31	29.00	Horizontal	Horizontal	Pass
1849.788	-37.97	-0.16	-13.0	24.97	43.00	Horizontal	Horizontal	N.A
1929.768	-49.11	0.19	-13.0	36.11	318.00	Horizontal	Horizontal	N.A
3806.048	-42.83	12.64	-13.0	29.83	355.00	Horizontal	Horizontal	Pass
6856.786	-29.70	25.07	-13.0	16.70	354.00	Horizontal	Horizontal	Pass

RSE-V 30M-10GHz

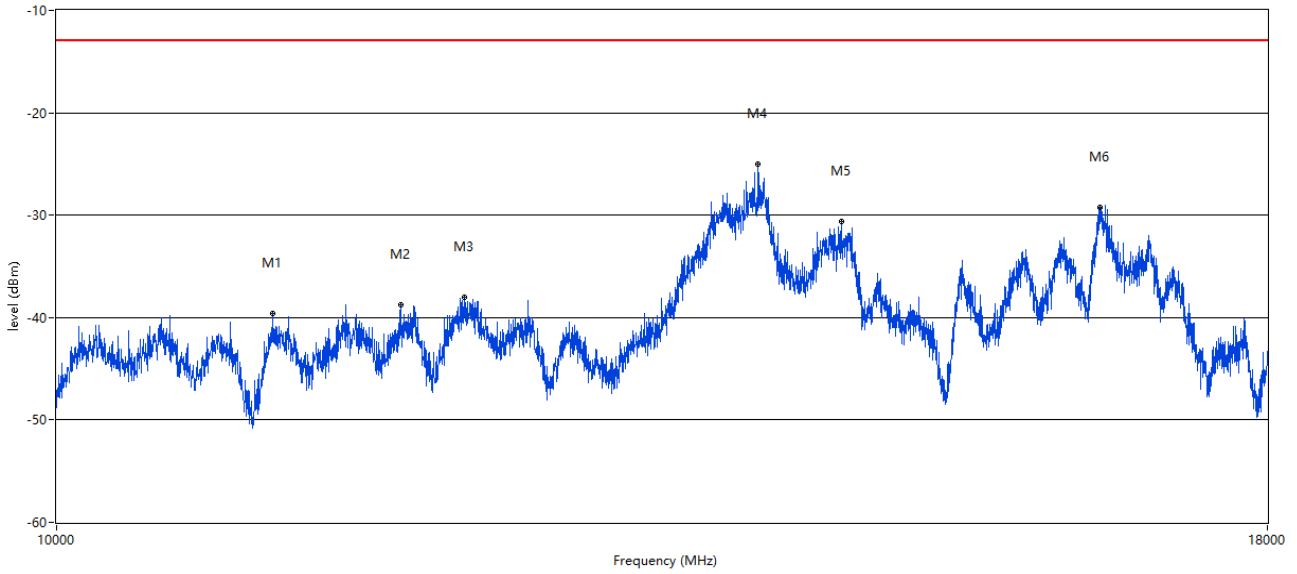
RSE Test case_CE FCC_FCC PART22&24&27_FCC PART 24_1900_GSM 1900&WCDMA B2&CDMA BC1<E B2&25



Frequency (MHz)	Result (dBm)	Factor (dB)	PK Limit (dBm)	Margin (dB)	Table (o)	ANT	EUT	Verdict
156.796	-61.31	-16.92	-13.0	48.31	162.00	Vertical	Horizontal	Pass
232.437	-62.09	-7.36	-13.0	49.09	219.00	Vertical	Horizontal	Pass
344.686	-65.31	-9.02	-13.0	52.31	251.00	Vertical	Horizontal	Pass
1850.287	-49.43	-0.16	-13.0	36.43	255.00	Vertical	Horizontal	N.A
1929.768	-38.40	0.19	-13.0	25.40	12.00	Vertical	Horizontal	N.A
6729.818	-30.03	26.09	-13.0	17.03	207.00	Vertical	Horizontal	Pass

RSE-H 10 GHz -18GHz

RSE Test case_CE FCC_FCC PART22&24&27_FCC GSM 10-18G



Frequency (MHz)	Result (dBm)	Factor (dB)	PK Limit (dBm)	Margin (dB)	Table (o)	ANT	EUT	Verdict
11107.723	-39.62	19.35	-13.0	26.62	147.00	Horizontal	Horizontal	Pass
11819.545	-38.78	19.07	-13.0	25.78	303.00	Horizontal	Horizontal	Pass
12191.452	-38.06	20.60	-13.0	25.06	246.00	Horizontal	Horizontal	Pass
14058.985	-25.05	32.70	-13.0	12.05	120.00	Horizontal	Horizontal	Pass
14640.840	-30.66	28.18	-13.0	17.66	47.00	Horizontal	Horizontal	Pass
16596.351	-29.28	30.02	-13.0	16.28	144.00	Horizontal	Horizontal	Pass

RSE-V 10 GHz -18GHz

RSE Test case_CE FCC_FCC PART22&24&27_FCC GSM 10-18G



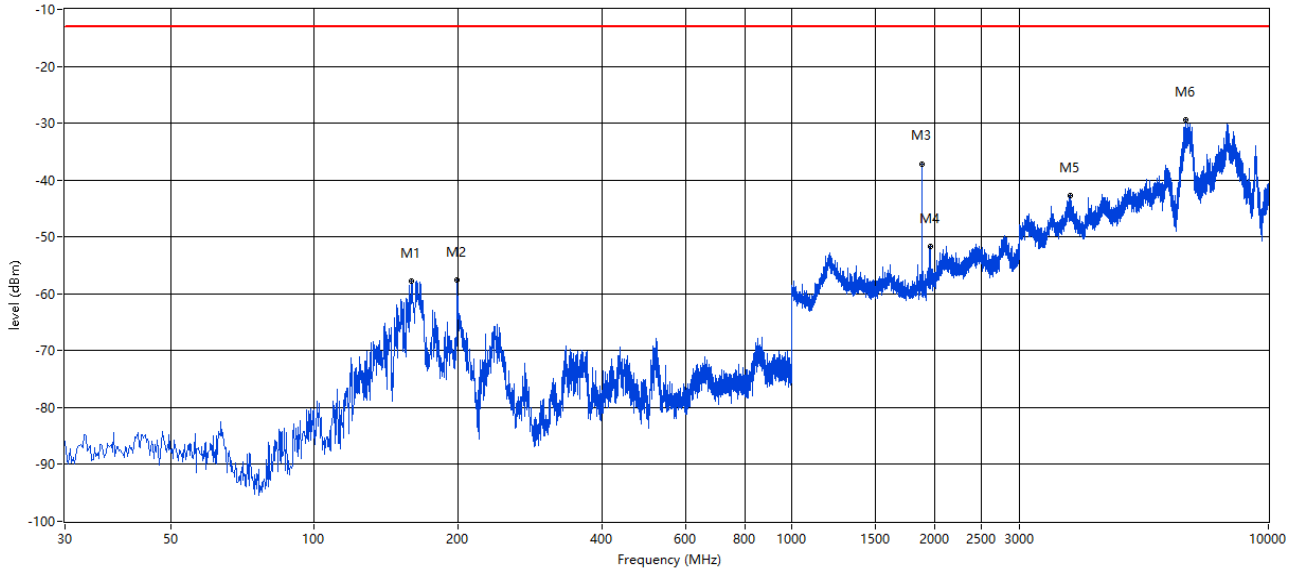
Frequency (MHz)	Result (dBm)	Factor (dB)	PK Limit (dBm)	Margin (dB)	Table (o)	ANT	EUT	Verdict
11147.713	-39.85	18.66	-13.0	26.85	140.00	Vertical	Horizontal	Pass
11889.528	-38.13	19.84	-13.0	25.13	268.00	Vertical	Horizontal	Pass
14112.972	-25.92	31.88	-13.0	12.92	104.00	Vertical	Horizontal	Pass
14516.871	-30.48	27.40	-13.0	17.48	149.00	Vertical	Horizontal	Pass
16008.498	-31.80	24.70	-13.0	18.80	344.00	Vertical	Horizontal	Pass
16596.351	-26.38	30.02	-13.0	13.38	12.00	Vertical	Horizontal	Pass



2.2 GSM 1900 Middle Channel

RSE-H 30M-10GHz

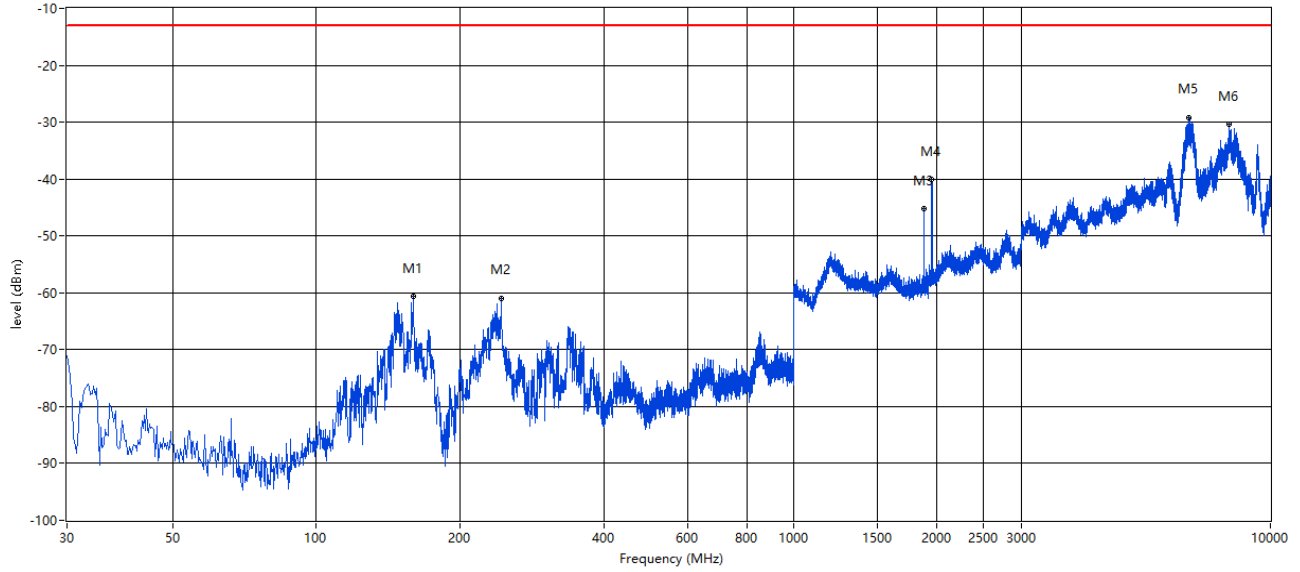
RSE Test case_CE FCC_FCC PART22&24&27_FCC PART 24_1900_GSM 1900&WCDMA B2&CDMA BC1<E B2&25



Frequency (MHz)	Result (dBm)	Factor (dB)	PK Limit (dBm)	Margin (dB)	Table (o)	ANT	EUT	Verdict
159.705	-57.76	-17.07	-13.0	44.76	43.00	Horizontal	Horizontal	Pass
198.980	-57.61	-10.84	-13.0	44.61	267.00	Horizontal	Horizontal	Pass
1879.780	-37.25	-0.01	-13.0	24.25	102.00	Horizontal	Horizontal	N.A
1959.760	-51.59	0.20	-13.0	38.59	304.00	Horizontal	Horizontal	N.A
3835.291	-42.75	12.06	-13.0	29.75	350.00	Horizontal	Horizontal	Pass
6717.821	-29.50	26.13	-13.0	16.50	68.00	Horizontal	Horizontal	Pass

RSE-V 30M-10GHz

RSE Test case_CE FCC_FCC PART22&24&27_FCC PART 24_1900_GSM 1900&WCDMA B2&CDMA BC1<E B2&25



Frequency (MHz)	Result (dBm)	Factor (dB)	PK Limit (dBm)	Margin (dB)	Table (o)	ANT	EUT	Verdict
159.705	-60.68	-17.07	-13.0	47.68	83.00	Vertical	Horizontal	Pass
243.589	-60.91	-5.31	-13.0	47.91	347.00	Vertical	Horizontal	Pass
1879.780	-45.27	-0.01	-13.0	32.27	288.00	Vertical	Horizontal	N.A
1947.763	-40.09	0.18	-13.0	27.09	319.00	Vertical	Horizontal	N.A
6750.812	-29.25	26.02	-13.0	16.25	215.00	Vertical	Horizontal	Pass
8209.448	-30.35	27.90	-13.0	17.35	333.00	Vertical	Horizontal	Pass

RSE-H 10 GHz -18GHz

RSE Test case_CE FCC_FCC PART22&24&27_FCC GSM 10-18G



Frequency (MHz)	Result (dBm)	Factor (dB)	PK Limit (dBm)	Margin (dB)	Table (o)	ANT	EUT	Verdict
11135.716	-39.38	18.87	-13.0	26.38	2.00	Horizontal	Horizontal	Pass
11501.625	-38.96	20.18	-13.0	25.96	13.00	Horizontal	Horizontal	Pass
14028.993	-26.03	32.66	-13.0	13.03	22.00	Horizontal	Horizontal	Pass
14612.847	-31.30	27.83	-13.0	18.30	4.00	Horizontal	Horizontal	Pass
16004.499	-32.61	24.91	-13.0	19.61	173.00	Horizontal	Horizontal	Pass
16592.352	-27.91	29.64	-13.0	14.91	83.00	Horizontal	Horizontal	Pass

RSE-V 10 GHz -18GHz

RSE Test case_CE FCC_FCC PART22&24&27_FCC GSM 10-18G

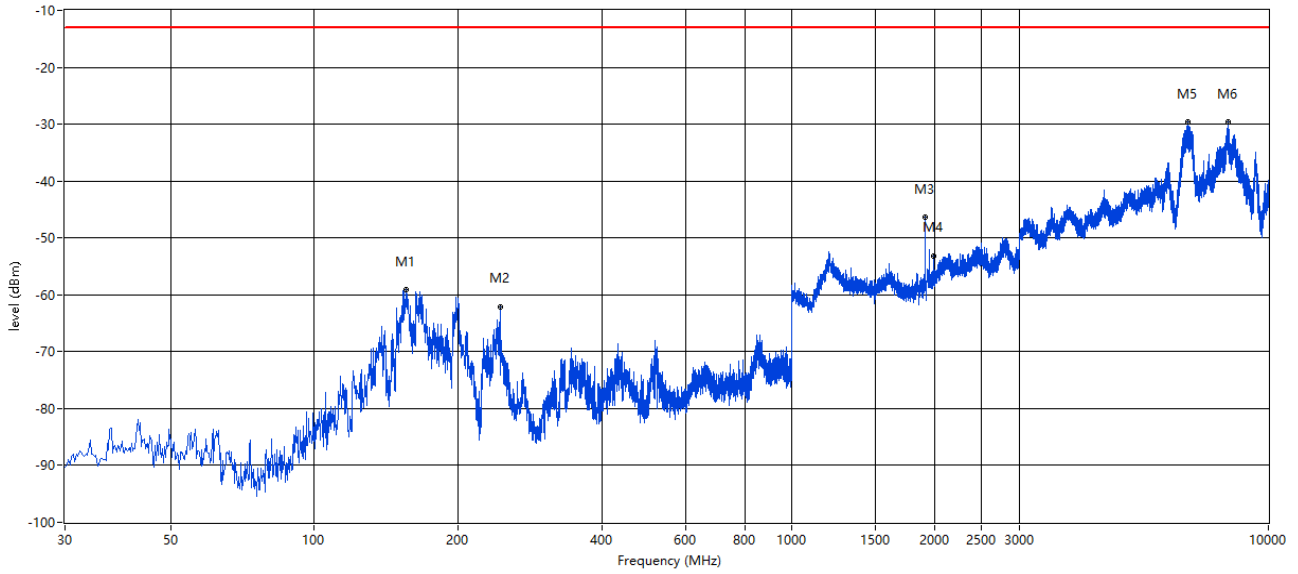


Frequency (MHz)	Result (dBm)	Factor (dB)	PK Limit (dBm)	Margin (dB)	Table (o)	ANT	EUT	Verdict
11121.720	-39.59	19.11	-13.0	26.59	272.00	Vertical	Horizontal	Pass
11499.625	-39.01	20.20	-13.0	26.01	346.00	Vertical	Horizontal	Pass
12223.444	-37.94	20.57	-13.0	24.94	314.00	Vertical	Horizontal	Pass
14012.997	-26.15	32.64	-13.0	13.15	302.00	Vertical	Horizontal	Pass
14694.826	-28.76	28.86	-13.0	15.76	177.00	Vertical	Horizontal	Pass
16608.348	-28.21	30.03	-13.0	15.21	117.00	Vertical	Horizontal	Pass

2.3 GSM 1900 High Channel

RSE-H 30M-10GHz

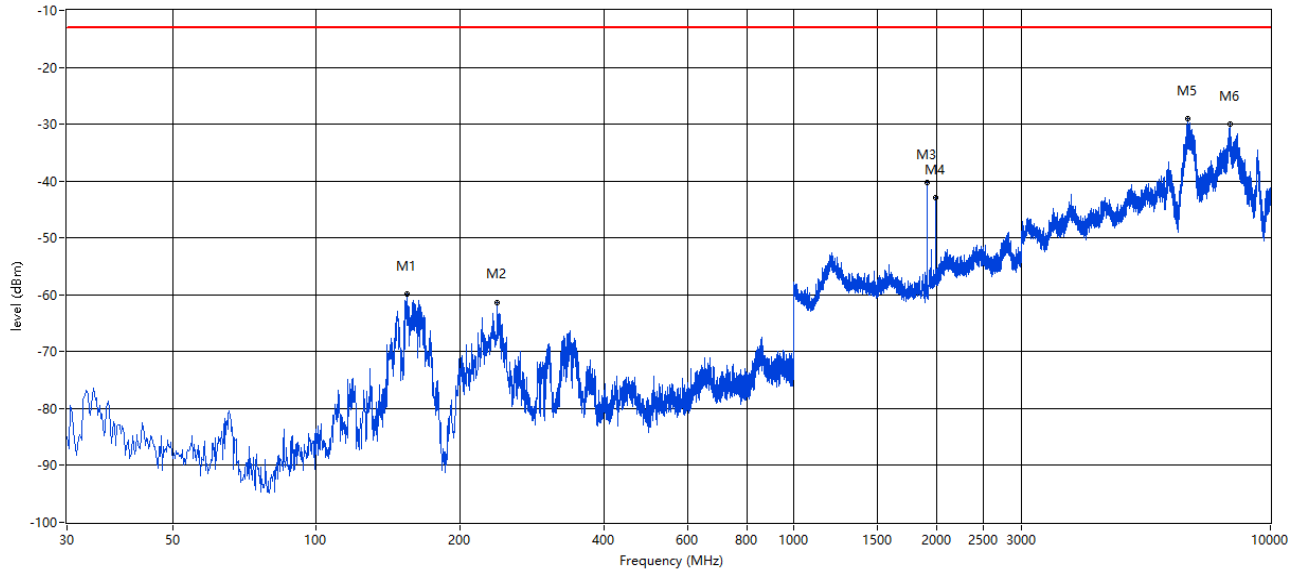
RSE Test case_CE FCC_FCC PART22&24&27_FCC PART 24_1900_GSM 1900&WCDMA B2&CDMA BC1<E B2&25



Frequency (MHz)	Result (dBm)	Factor (dB)	PK Limit (dBm)	Margin (dB)	Table (o)	ANT	EUT	Verdict
155.826	-59.05	-16.87	-13.0	46.05	192.00	Horizontal	Horizontal	Pass
244.801	-62.10	-5.63	-13.0	49.10	104.00	Horizontal	Horizontal	Pass
1909.273	-46.36	0.12	-13.0	33.36	234.00	Horizontal	Horizontal	Pass
1989.753	-53.22	0.71	-13.0	40.22	244.00	Horizontal	Horizontal	Pass
6796.801	-29.58	25.88	-13.0	16.58	321.00	Horizontal	Horizontal	Pass
8216.446	-29.58	27.73	-13.0	16.58	304.00	Horizontal	Horizontal	Pass

RSE-V 30M-10GHz

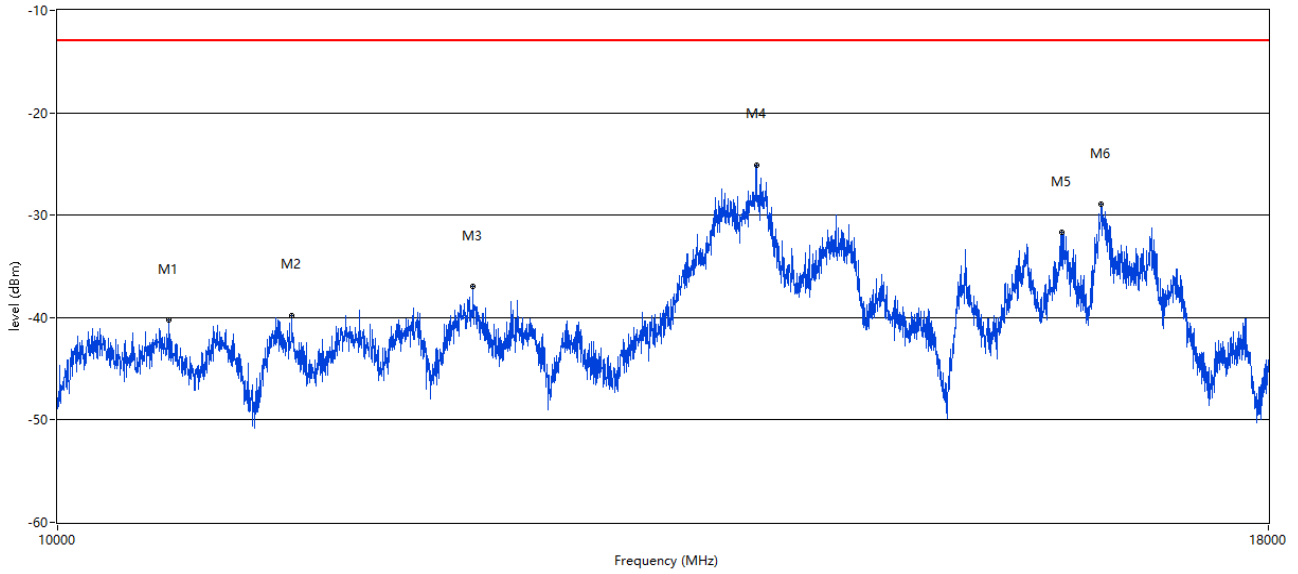
RSE Test case_CE FCC_FCC PART22&24&27_FCC PART 24_1900_GSM 1900&WCDMA B2&CDMA BC1<E B2&25



Frequency (MHz)	Result (dBm)	Factor (dB)	PK Limit (dBm)	Margin (dB)	Table (o)	ANT	EUT	Verdict
154.614	-59.93	-16.84	-13.0	46.93	333.00	Vertical	Horizontal	Pass
239.710	-61.30	-4.48	-13.0	48.30	26.00	Vertical	Horizontal	Pass
1909.773	-40.32	0.12	-13.0	27.32	232.00	Vertical	Horizontal	N.A
1989.253	-42.96	0.70	-13.0	29.96	74.00	Vertical	Horizontal	N.A
6706.823	-28.96	26.16	-13.0	15.96	323.00	Vertical	Horizontal	Pass
8232.442	-30.05	27.35	-13.0	17.05	32.00	Vertical	Horizontal	Pass

RSE-H 10 GHz -18GHz

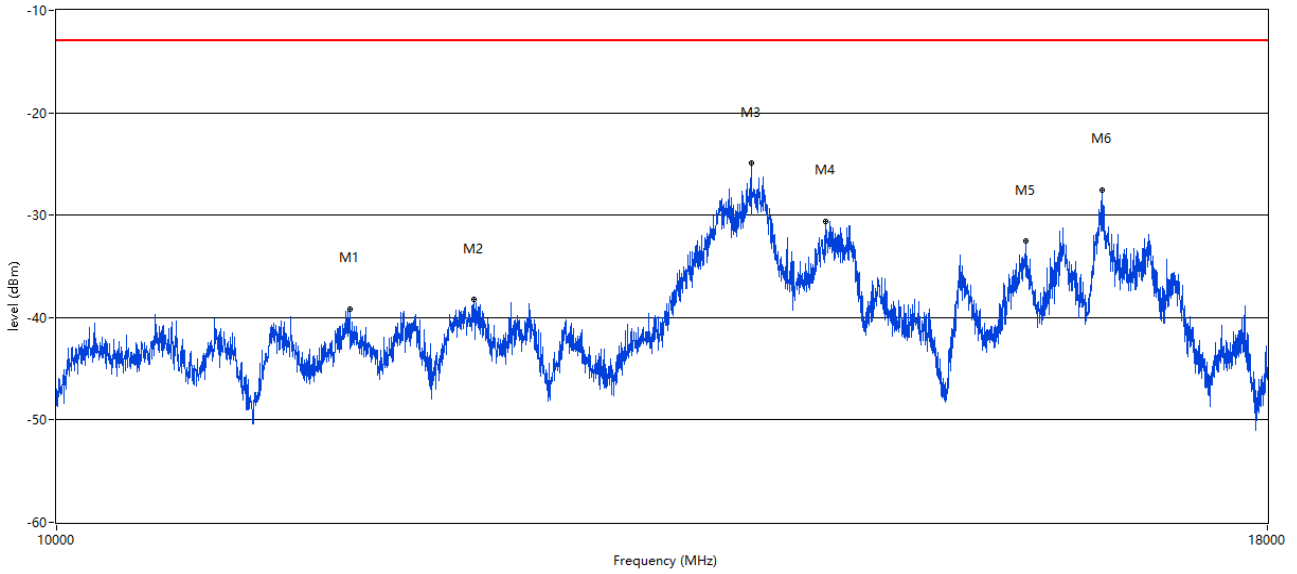
RSE Test case_CE FCC_FCC PART22&24&27_FCC GSM 10-18G



Frequency (MHz)	Result (dBm)	Factor (dB)	PK Limit (dBm)	Margin (dB)	Table (o)	ANT	EUT	Verdict
10555.861	-40.21	18.13	-13.0	27.21	187.00	Horizontal	Horizontal	Pass
11203.699	-39.82	17.68	-13.0	26.82	337.00	Horizontal	Horizontal	Pass
12235.441	-36.95	20.50	-13.0	23.95	37.00	Horizontal	Horizontal	Pass
14038.990	-25.08	32.68	-13.0	12.08	97.00	Horizontal	Horizontal	Pass
16282.429	-31.69	26.34	-13.0	18.69	201.00	Horizontal	Horizontal	Pass
16598.350	-28.96	30.20	-13.0	15.96	261.00	Horizontal	Horizontal	Pass

RSE-V 10 GHz -18GHz

RSE Test case_CE FCC_FCC PART22&24&27_FCC GSM 10-18G



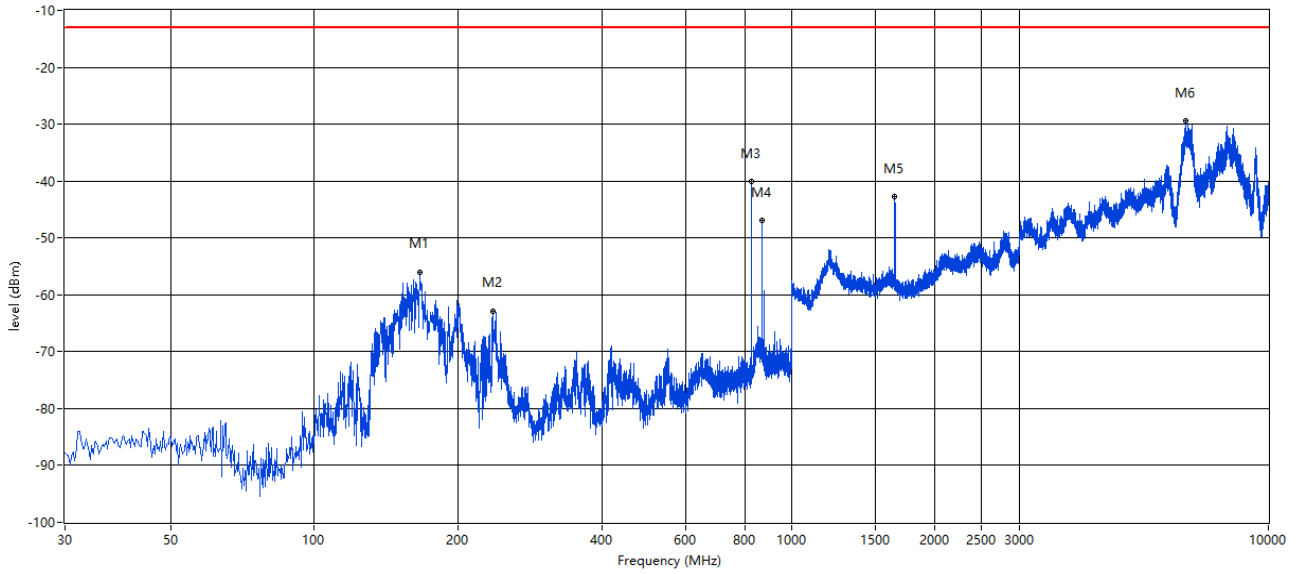
Frequency (MHz)	Result (dBm)	Factor (dB)	PK Limit (dBm)	Margin (dB)	Table (o)	ANT	EUT	Verdict
11529.618	-39.16	19.62	-13.0	26.16	344.00	Vertical	Horizontal	Pass
12243.439	-38.17	20.46	-13.0	25.17	30.00	Vertical	Horizontal	Pass
14008.998	-24.93	32.63	-13.0	11.93	172.00	Vertical	Horizontal	Pass
14528.868	-30.58	27.44	-13.0	17.58	287.00	Vertical	Horizontal	Pass
16006.498	-32.47	24.80	-13.0	19.47	112.00	Vertical	Horizontal	Pass
16610.347	-27.50	29.95	-13.0	14.50	342.00	Vertical	Horizontal	Pass

3 EGPRS 850

3.1 EGPRS 850 Low Channel

RSE-H

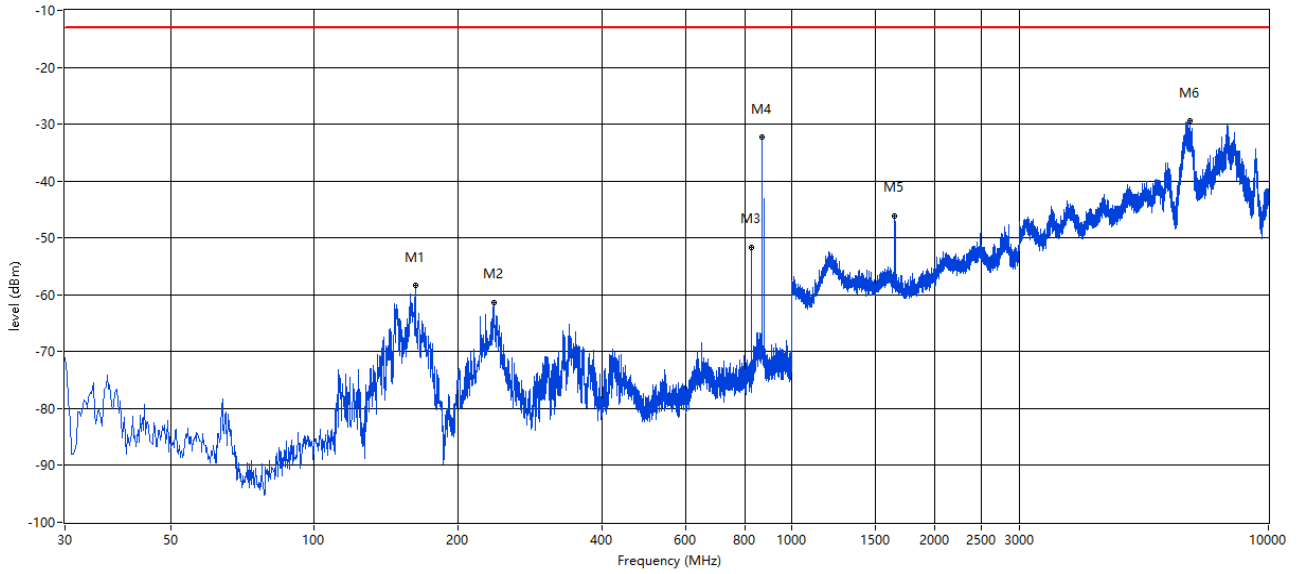
RSE Test case_CE FCC_FCC PART22&24&27_FCC PART 22_850_GSM 850&CDMA BC0&WCDMA B5<E B5&26



Frequency (MHz)	Result (dBm)	Factor (dB)	PK Limit (dBm)	Margin (dB)	Table (o)	ANT	EUT	Verdict
166.493	-55.98	-17.23	-13.0	42.98	72.00	Horizontal	Horizontal	Pass
236.801	-62.82	-5.59	-13.0	49.82	45.00	Horizontal	Horizontal	Pass
823.989	-39.98	1.15	-13.0	26.98	15.00	Horizontal	Horizontal	N.A
869.083	-47.01	3.28	-13.0	34.01	10.00	Horizontal	Horizontal	N.A
1648.338	-42.73	-0.81	-13.0	29.73	204.00	Horizontal	Horizontal	Pass
6700.825	-29.49	26.18	-13.0	16.49	87.00	Horizontal	Horizontal	Pass

RSE-V

RSE Test case_CE FCC_FCC PART22&24&27_FCC PART 22_850_GSM 850&CDMA BC0&WCDMA B5<E B5&26

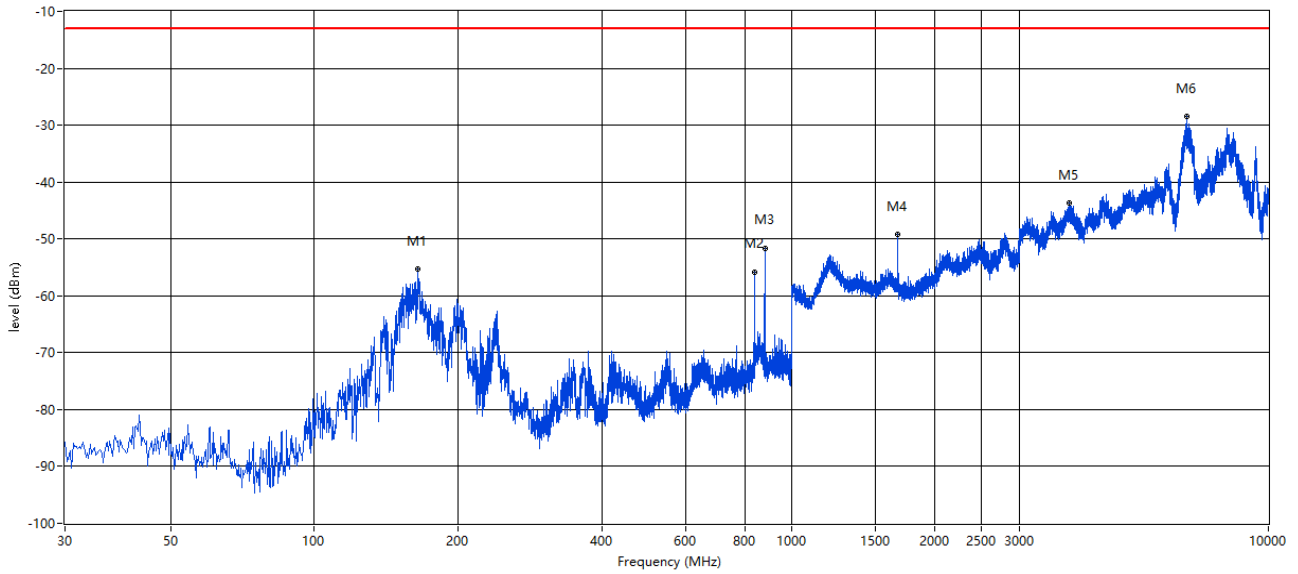


Frequency (MHz)	Result (dBm)	Factor (dB)	PK Limit (dBm)	Margin (dB)	Table (o)	ANT	EUT	Verdict
162.857	-58.31	-16.95	-13.0	45.31	254.00	Vertical	Horizontal	Pass
237.528	-61.33	-5.32	-13.0	48.33	92.00	Vertical	Horizontal	Pass
823.989	-51.59	1.15	-13.0	38.59	252.00	Vertical	Horizontal	N.A
869.083	-32.24	3.28	-13.0	19.24	235.00	Vertical	Horizontal	N.A
1647.838	-46.10	-0.80	-13.0	33.10	236.00	Vertical	Horizontal	Pass
6838.790	-29.45	25.33	-13.0	16.45	291.00	Vertical	Horizontal	Pass

3.2 EGPRS 850 Middle Channel

RSE-H

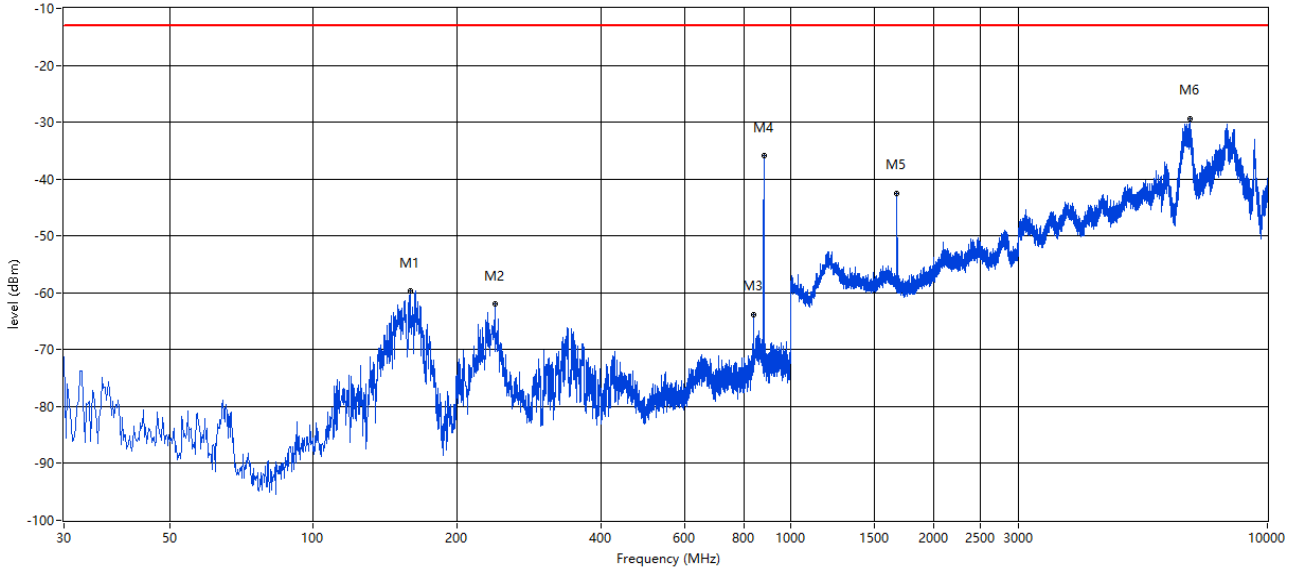
RSE Test case_CE FCC_FCC PART22&24&27_FCC PART 22_850_GSM 850&CDMA BC0&WCDMA B5<E B5&26



Frequency (MHz)	Result (dBm)	Factor (dB)	PK Limit (dBm)	Margin (dB)	Table (o)	ANT	EUT	Verdict
164.554	-55.24	-17.01	-13.0	42.24	170.00	Horizontal	Horizontal	Pass
836.353	-55.78	3.25	-13.0	42.78	166.00	Horizontal	Horizontal	N.A
881.447	-51.72	1.18	-13.0	38.72	54.00	Horizontal	Horizontal	N.A
1672.832	-49.16	-1.26	-13.0	36.16	114.00	Horizontal	Horizontal	Pass
3828.543	-43.64	12.00	-13.0	30.64	91.00	Horizontal	Horizontal	Pass
6742.814	-28.49	26.05	-13.0	15.49	198.00	Horizontal	Horizontal	Pass

RSE-V

RSE Test case_CE FCC_FCC PART22&24&27_FCC PART 22_850_GSM 850&CDMA BC0&WCDMA B5<E B5&26

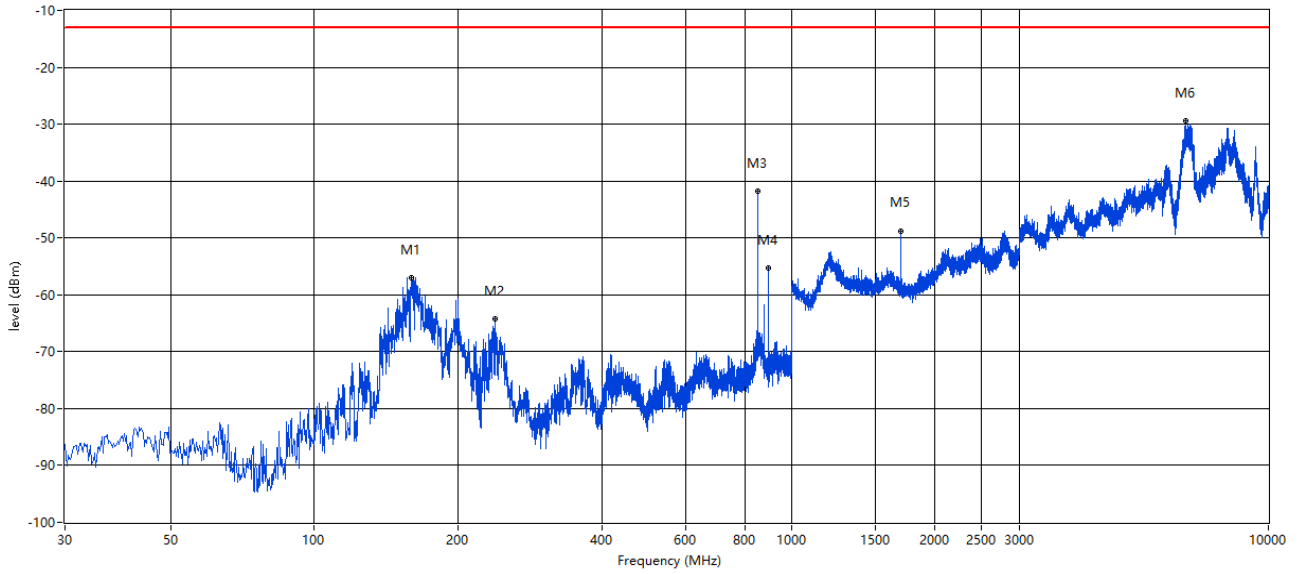


Frequency (MHz)	Result (dBm)	Factor (dB)	PK Limit (dBm)	Margin (dB)	Table (o)	ANT	EUT	Verdict
159.463	-59.67	-16.85	-13.0	46.67	210.00	Vertical	Horizontal	Pass
239.953	-61.98	-4.44	-13.0	48.98	20.00	Vertical	Horizontal	Pass
836.596	-63.77	3.29	-13.0	50.77	98.00	Vertical	Horizontal	N.A
881.447	-35.90	1.18	-13.0	22.90	48.00	Vertical	Horizontal	N.A
1672.832	-42.48	-1.26	-13.0	29.48	63.00	Vertical	Horizontal	Pass
6888.778	-29.32	24.63	-13.0	16.32	63.00	Vertical	Horizontal	Pass

3.3 EGPRS 850 High Channel

RSE-H

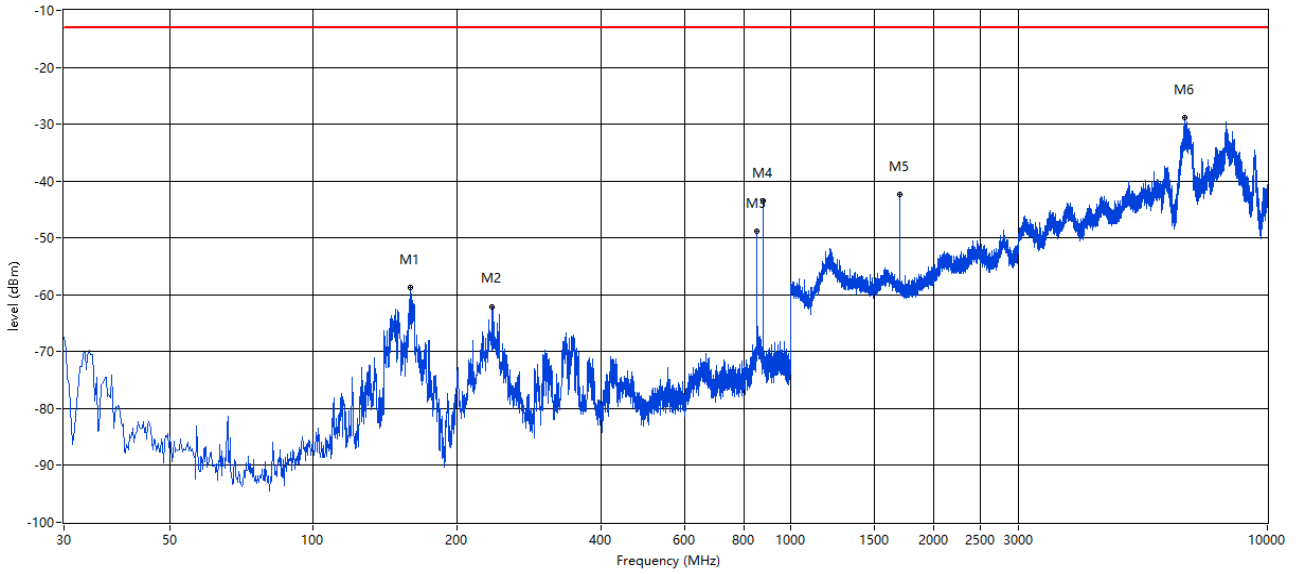
RSE Test case_CE FCC_FCC PART22&24&27_FCC PART 22_850_GSM 850&CDMA BC0&WCDMA B5<E B5&26



Frequency (MHz)	Result (dBm)	Factor (dB)	PK Limit (dBm)	Margin (dB)	Table (o)	ANT	EUT	Verdict
159.463	-57.02	-16.85	-13.0	44.02	227.00	Horizontal	Horizontal	Pass
239.710	-64.26	-4.53	-13.0	51.26	101.00	Horizontal	Horizontal	Pass
848.718	-41.81	4.62	-13.0	28.81	31.00	Horizontal	Horizontal	N.A
893.569	-55.34	0.44	-13.0	42.34	335.00	Horizontal	Horizontal	N.A
1697.326	-48.79	-2.09	-13.0	35.79	143.00	Horizontal	Horizontal	Pass
6706.823	-29.49	26.16	-13.0	16.49	195.00	Horizontal	Horizontal	Pass

RSE-V

RSE Test case_CE FCC_FCC PART22&24&27_FCC PART 22_850_GSM 850&CDMA BC0&WCDMA B5<E B5&26



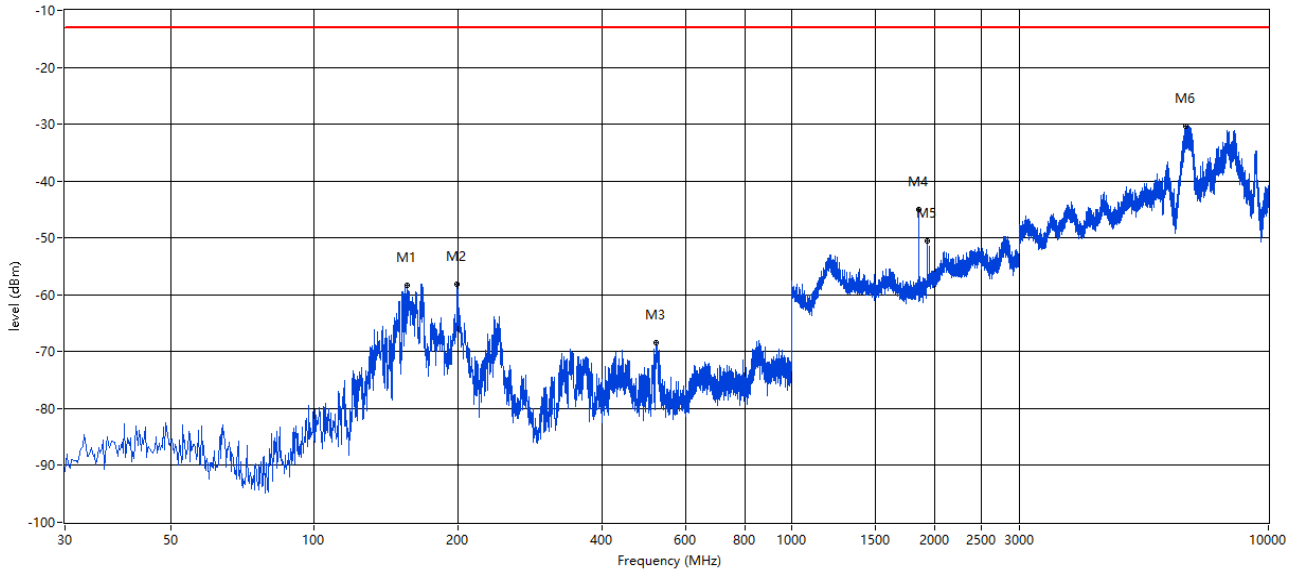
Frequency (MHz)	Result (dBm)	Factor (dB)	PK Limit (dBm)	Margin (dB)	Table (o)	ANT	EUT	Verdict
159.948	-58.79	-16.85	-13.0	45.79	108.00	Vertical	Horizontal	Pass
237.286	-62.08	-5.41	-13.0	49.08	2.00	Vertical	Horizontal	Pass
848.718	-48.73	4.62	-13.0	35.73	223.00	Vertical	Horizontal	N.A
875.871	-43.53	2.11	-13.0	30.53	19.00	Vertical	Horizontal	N.A
1697.326	-42.37	-2.09	-13.0	29.37	103.00	Vertical	Horizontal	Pass
6716.821	-28.77	26.13	-13.0	15.77	7.00	Vertical	Horizontal	Pass

4 EGPRS 1900

4.1 EGPRS 1900 Low Channel

RSE-H 30M-10GHz

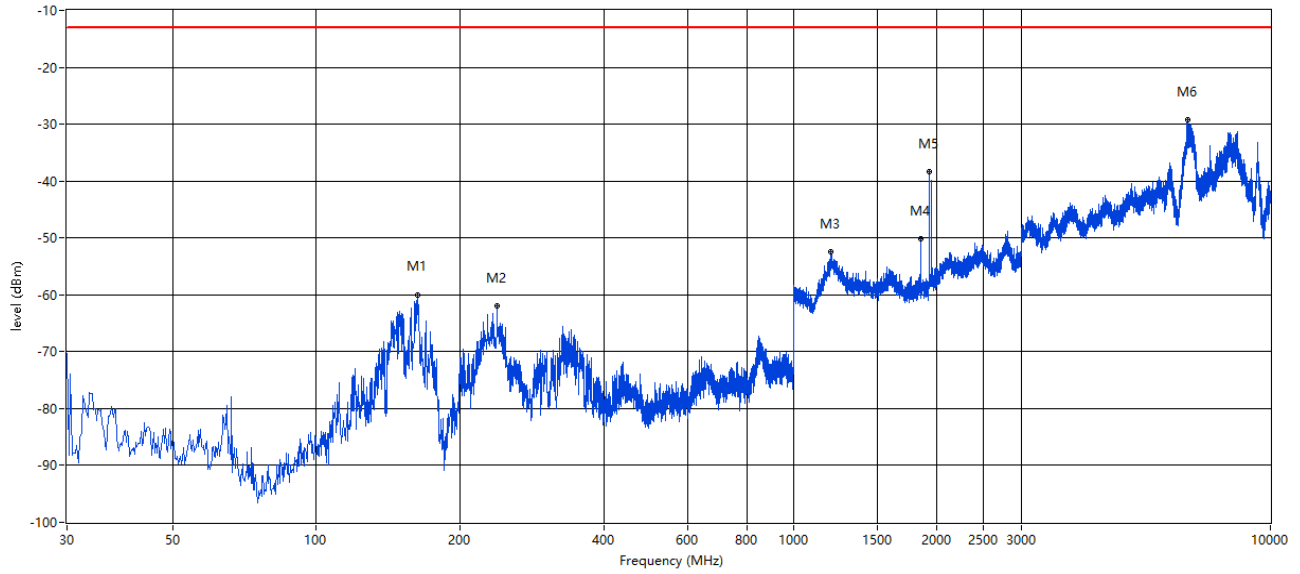
RSE Test case_CE FCC_FCC PART22&24&27_FCC PART 24_1900_GSM 1900&WCDMA B2&CDMA BC1<E B2&25



Frequency (MHz)	Result (dBm)	Factor (dB)	PK Limit (dBm)	Margin (dB)	Table (o)	ANT	EUT	Verdict
156.553	-58.29	-16.91	-13.0	45.29	314.00	Horizontal	Horizontal	Pass
199.465	-58.22	-10.38	-13.0	45.22	337.00	Horizontal	Horizontal	Pass
519.728	-68.39	-6.84	-13.0	55.39	186.00	Horizontal	Horizontal	Pass
1849.788	-44.98	-0.16	-13.0	31.98	130.00	Horizontal	Horizontal	N.A
1930.267	-50.51	0.18	-13.0	37.51	5.00	Horizontal	Horizontal	N.A
6693.827	-30.34	25.94	-13.0	17.34	251.00	Horizontal	Horizontal	Pass

RSE-V 30M-10GHz

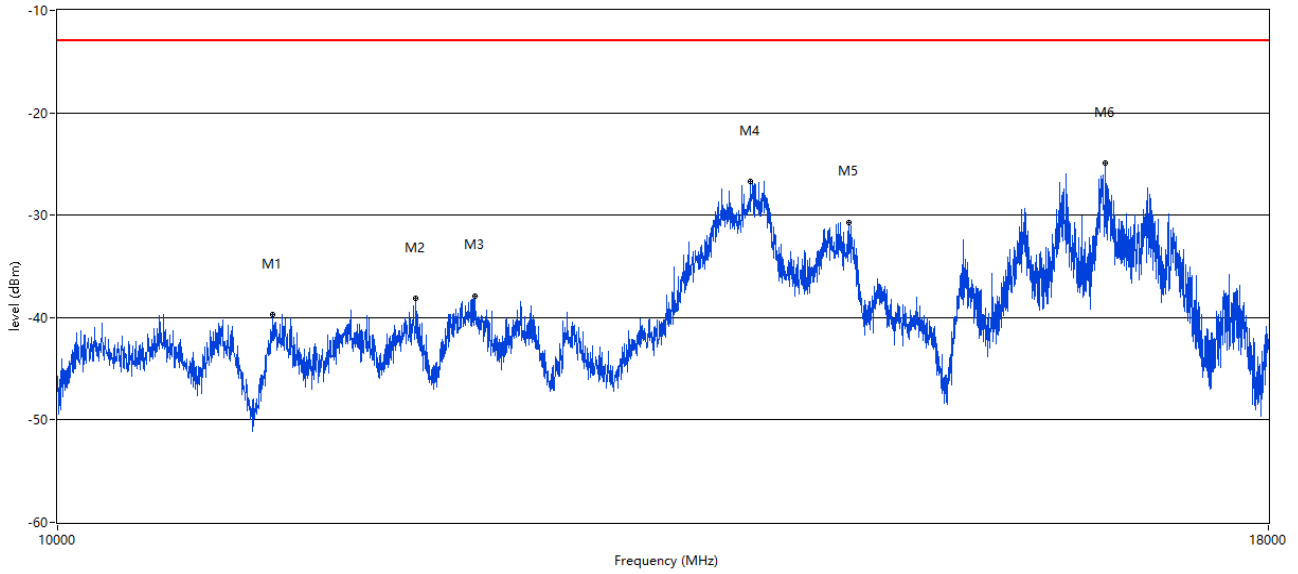
RSE Test case_CE FCC_FCC PART22&24&27_FCC PART 24_1900_GSM 1900&WCDMA B2&CDMA BC1<E B2&25



Frequency (MHz)	Result (dBm)	Factor (dB)	PK Limit (dBm)	Margin (dB)	Table (o)	ANT	EUT	Verdict
162.614	-60.04	-17.11	-13.0	47.04	292.00	Vertical	Horizontal	Pass
239.468	-61.96	-4.58	-13.0	48.96	259.00	Vertical	Horizontal	Pass
1199.450	-52.52	3.95	-13.0	39.52	317.00	Vertical	Horizontal	Pass
1850.287	-50.20	-0.16	-13.0	37.20	169.00	Vertical	Horizontal	N.A
1929.768	-38.35	0.19	-13.0	25.35	155.00	Vertical	Horizontal	N.A
6710.822	-29.23	26.15	-13.0	16.23	190.00	Vertical	Horizontal	Pass

RSE-H 10 GHz -18GHz

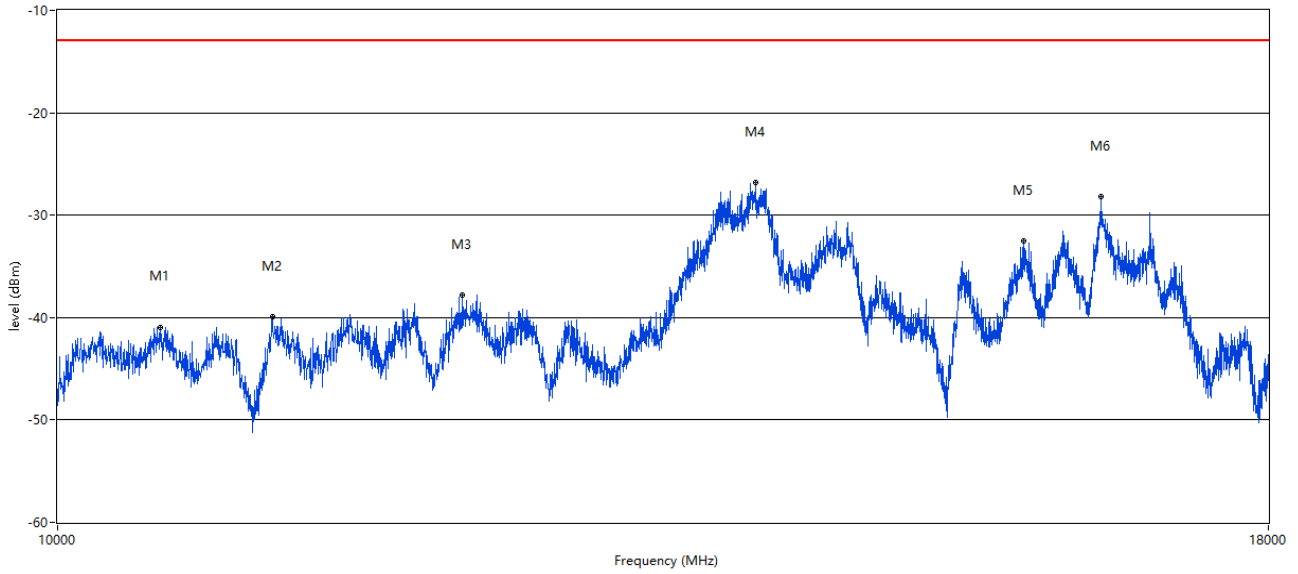
RSE Test case_CE FCC_FCC PART22&24&27_FCC GSM 10-18G



Frequency (MHz)	Result (dBm)	Factor (dB)	PK Limit (dBm)	Margin (dB)	Table (o)	ANT	EUT	Verdict
11101.725	-39.67	19.45	-13.0	26.67	296.00	Horizontal	Horizontal	Pass
11899.525	-38.11	19.95	-13.0	25.11	316.00	Horizontal	Horizontal	Pass
12247.438	-37.88	20.43	-13.0	24.88	228.00	Horizontal	Horizontal	Pass
13997.001	-26.73	32.54	-13.0	13.73	270.00	Horizontal	Horizontal	Pass
14686.828	-30.76	28.76	-13.0	17.76	282.00	Horizontal	Horizontal	Pass
16630.342	-24.89	29.17	-13.0	11.89	52.00	Horizontal	Horizontal	Pass

RSE-V 10 GHz -18GHz

RSE Test case_CE FCC_FCC PART22&24&27_FCC GSM 10-18G

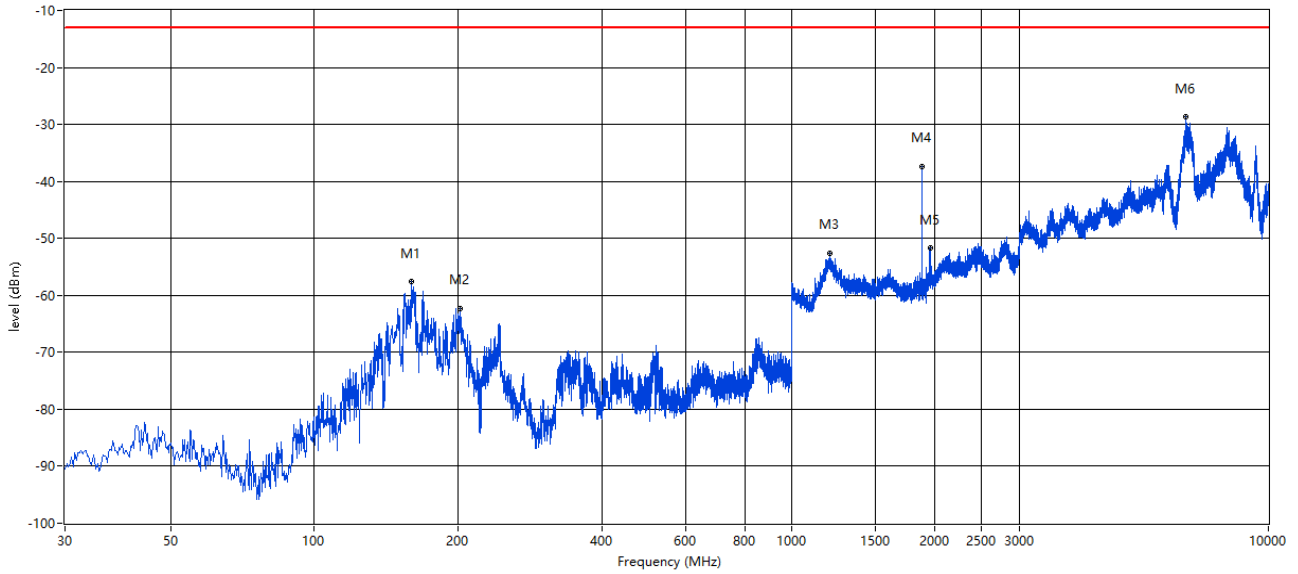


Frequency (MHz)	Result (dBm)	Factor (dB)	PK Limit (dBm)	Margin (dB)	Table (o)	ANT	EUT	Verdict
10511.872	-40.93	18.75	-13.0	27.93	231.00	Vertical	Horizontal	Pass
11099.725	-39.91	19.46	-13.0	26.91	90.00	Vertical	Horizontal	Pass
12173.457	-37.79	20.37	-13.0	24.79	165.00	Vertical	Horizontal	Pass
14034.991	-26.77	32.67	-13.0	13.77	85.00	Vertical	Horizontal	Pass
15980.505	-32.48	24.60	-13.0	19.48	227.00	Vertical	Horizontal	Pass
16596.351	-28.20	30.02	-13.0	15.20	168.00	Vertical	Horizontal	Pass

4.2 EGPRS 1900 Middle Channel

RSE-H 30M-10GHz

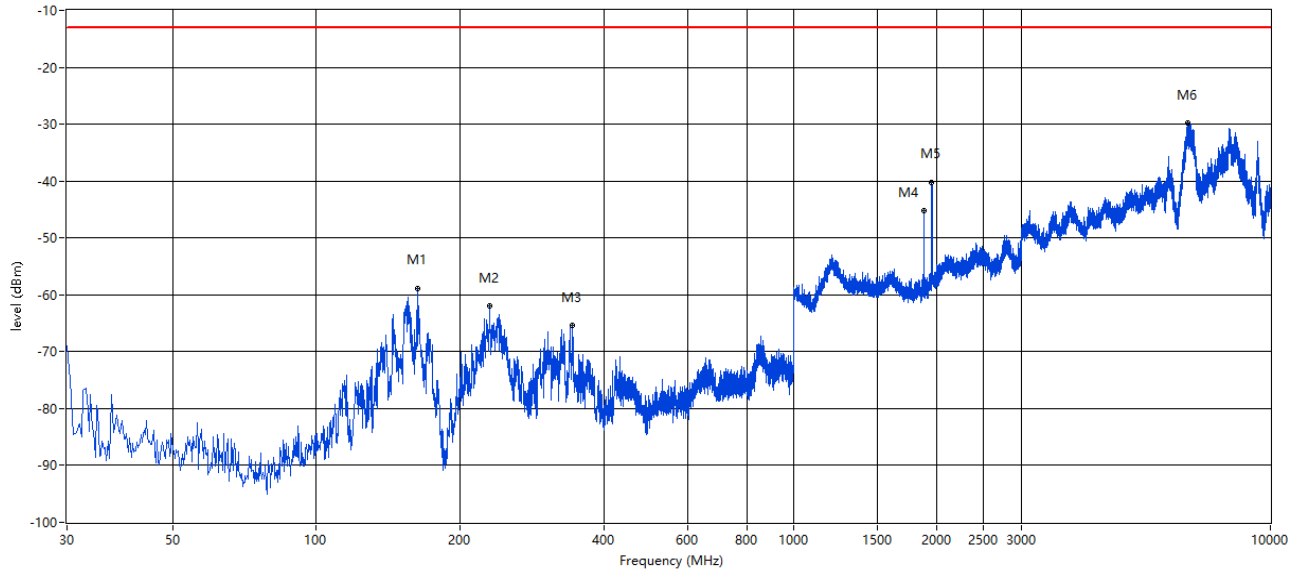
RSE Test case_CE FCC_FCC PART22&24&27_FCC PART 24_1900_GSM 1900&WCDMA B2&CDMA BC1<E B2&25



Frequency (MHz)	Result (dBm)	Factor (dB)	PK Limit (dBm)	Margin (dB)	Table (o)	ANT	EUT	Verdict
159.705	-57.64	-17.07	-13.0	44.64	236.00	Horizontal	Horizontal	Pass
201.890	-62.28	-10.93	-13.0	49.28	266.00	Horizontal	Horizontal	Pass
1203.449	-52.71	3.83	-13.0	39.71	334.00	Horizontal	Horizontal	Pass
1879.780	-37.35	-0.01	-13.0	24.35	46.00	Horizontal	Horizontal	N.A
1959.760	-51.64	0.20	-13.0	38.64	222.00	Horizontal	Horizontal	N.A
6697.826	-28.68	26.10	-13.0	15.68	3.00	Horizontal	Horizontal	Pass

RSE-V 30M-10GHz

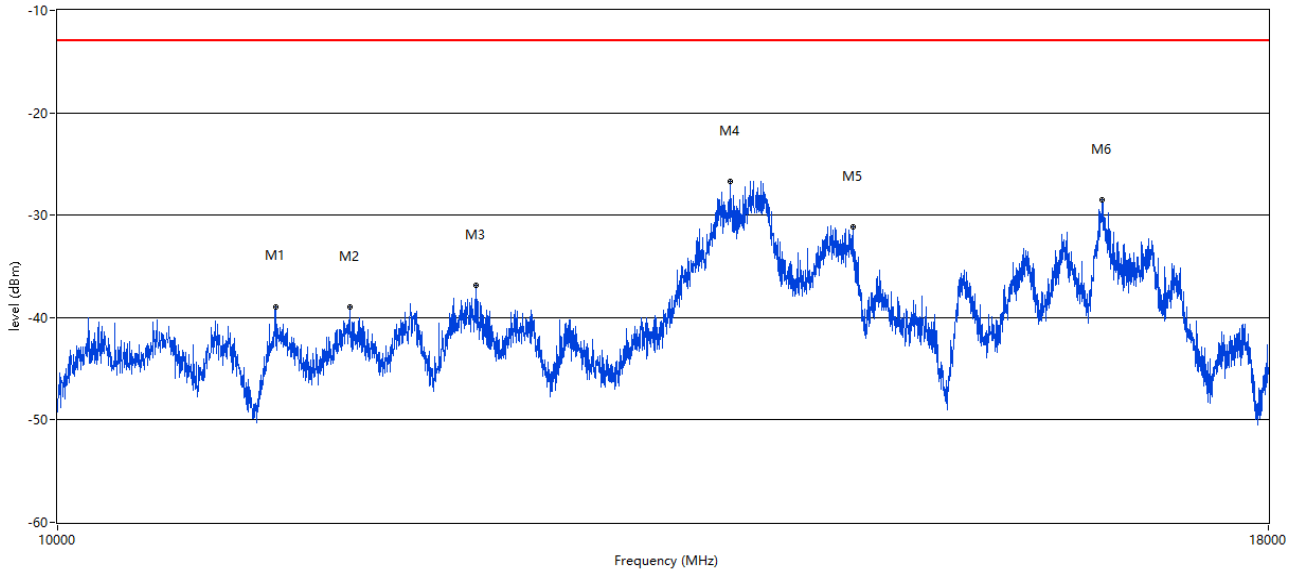
RSE Test case_CE FCC_FCC PART22&24&27_FCC PART 24_1900_GSM 1900&WCDMA B2&CDMA BC1<E B2&25



Frequency (MHz)	Result (dBm)	Factor (dB)	PK Limit (dBm)	Margin (dB)	Table (o)	ANT	EUT	Verdict
162.614	-58.92	-17.11	-13.0	45.92	254.00	Vertical	Horizontal	Pass
230.982	-61.90	-7.93	-13.0	48.90	226.00	Vertical	Horizontal	Pass
344.201	-65.37	-9.01	-13.0	52.37	266.00	Vertical	Horizontal	Pass
1879.780	-45.27	-0.01	-13.0	32.27	153.00	Vertical	Horizontal	N.A
1947.763	-40.20	0.18	-13.0	27.20	324.00	Vertical	Horizontal	N.A
6703.824	-29.85	26.17	-13.0	16.85	2.00	Vertical	Horizontal	Pass

RSE-H 10 GHz -18GHz

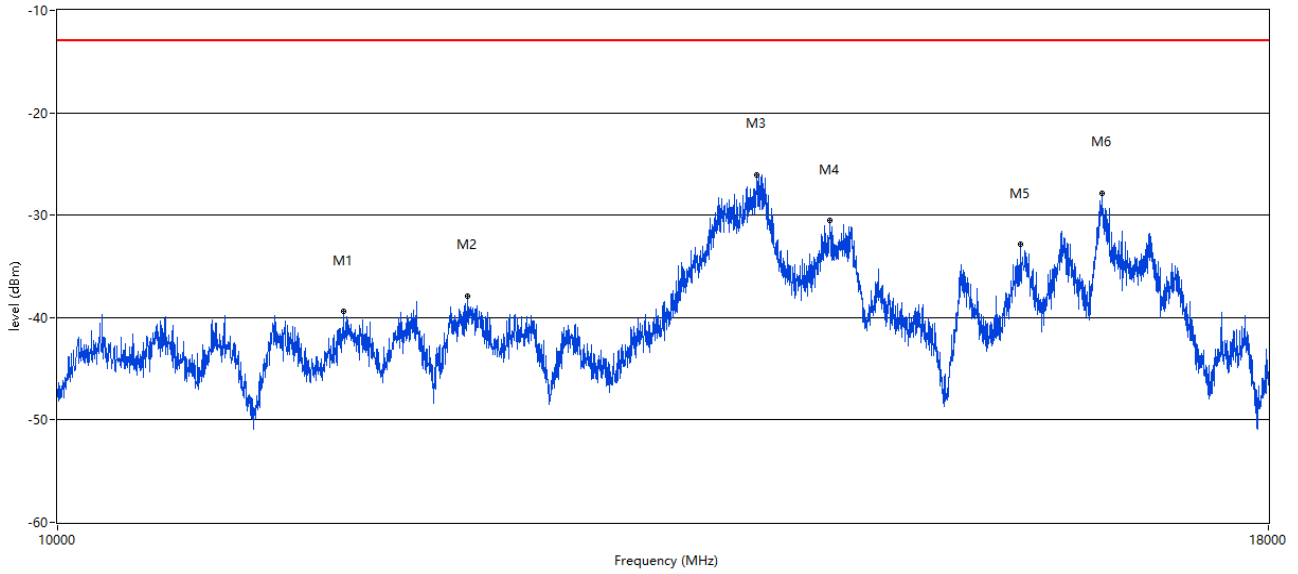
RSE Test case_CE FCC_FCC PART22&24&27_FCC GSM 10-18G



Frequency (MHz)	Result (dBm)	Factor (dB)	PK Limit (dBm)	Margin (dB)	Table (o)	ANT	EUT	Verdict
11117.721	-38.94	19.18	-13.0	25.94	137.00	Horizontal	Horizontal	Pass
11525.619	-38.96	19.70	-13.0	25.96	201.00	Horizontal	Horizontal	Pass
12251.437	-36.88	20.41	-13.0	23.88	146.00	Horizontal	Horizontal	Pass
13859.035	-26.69	30.17	-13.0	13.69	327.00	Horizontal	Horizontal	Pass
14712.822	-31.13	27.82	-13.0	18.13	277.00	Horizontal	Horizontal	Pass
16606.348	-28.47	30.11	-13.0	15.47	298.00	Horizontal	Horizontal	Pass

RSE-V 10 GHz -18GHz

RSE Test case_CE FCC_FCC PART22&24&27_FCC GSM 10-18G

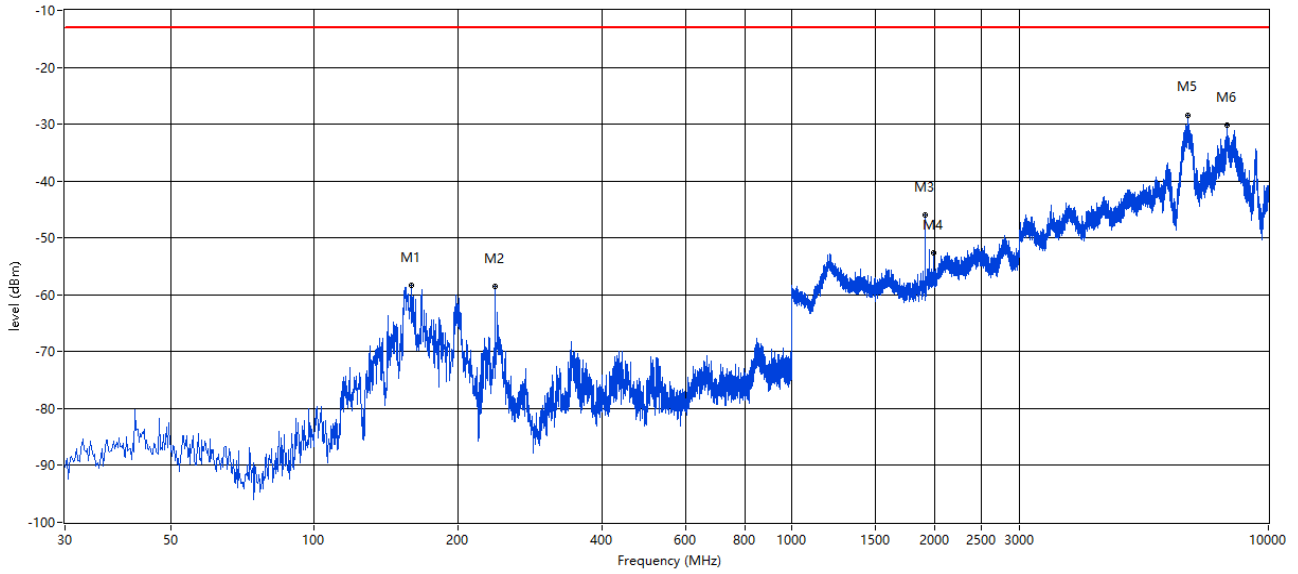


Frequency (MHz)	Result (dBm)	Factor (dB)	PK Limit (dBm)	Margin (dB)	Table (o)	ANT	EUT	Verdict
11489.628	-39.37	19.93	-13.0	26.37	76.00	Vertical	Horizontal	Pass
12203.449	-37.86	20.68	-13.0	24.86	172.00	Vertical	Horizontal	Pass
14040.990	-26.06	32.68	-13.0	13.06	313.00	Vertical	Horizontal	Pass
14546.863	-30.51	27.49	-13.0	17.51	6.00	Vertical	Horizontal	Pass
15958.510	-32.87	23.98	-13.0	19.87	32.00	Vertical	Horizontal	Pass
16600.350	-27.84	30.35	-13.0	14.84	8.00	Vertical	Horizontal	Pass

4.3 EGPRS 1900 High Channel

RSE-H 30M-10GHz

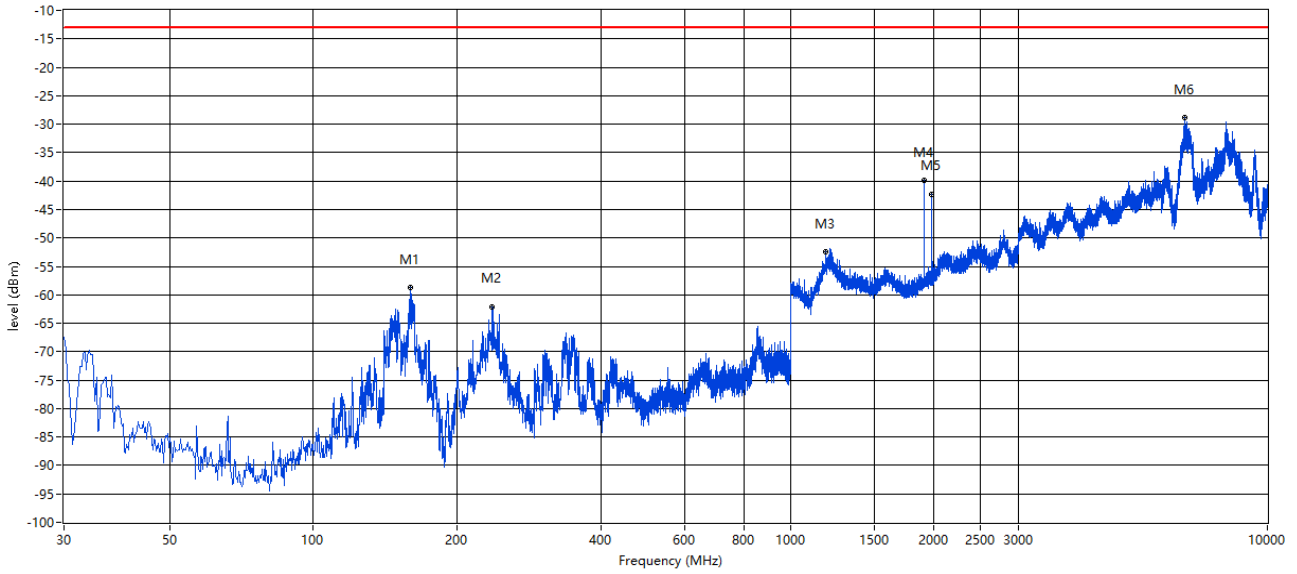
RSE Test case_CE FCC_FCC PART22&24&27_FCC PART 24_1900_GSM 1900&WCDMA B2&CDMA BC1<E B2&25



Frequency (MHz)	Result (dBm)	Factor (dB)	PK Limit (dBm)	Margin (dB)	Table (o)	ANT	EUT	Verdict
159.705	-58.37	-17.07	-13.0	45.37	191.00	Horizontal	Horizontal	Pass
239.225	-58.49	-4.68	-13.0	45.49	127.00	Horizontal	Horizontal	Pass
1909.273	-46.00	0.12	-13.0	33.00	38.00	Horizontal	Horizontal	Pass
1989.753	-52.66	0.71	-13.0	39.66	356.00	Horizontal	Horizontal	Pass
6789.803	-28.52	25.90	-13.0	15.52	31.00	Horizontal	Horizontal	Pass
8200.450	-30.26	28.12	-13.0	17.26	261.00	Horizontal	Horizontal	Pass

RSE-V 30M-10GHz

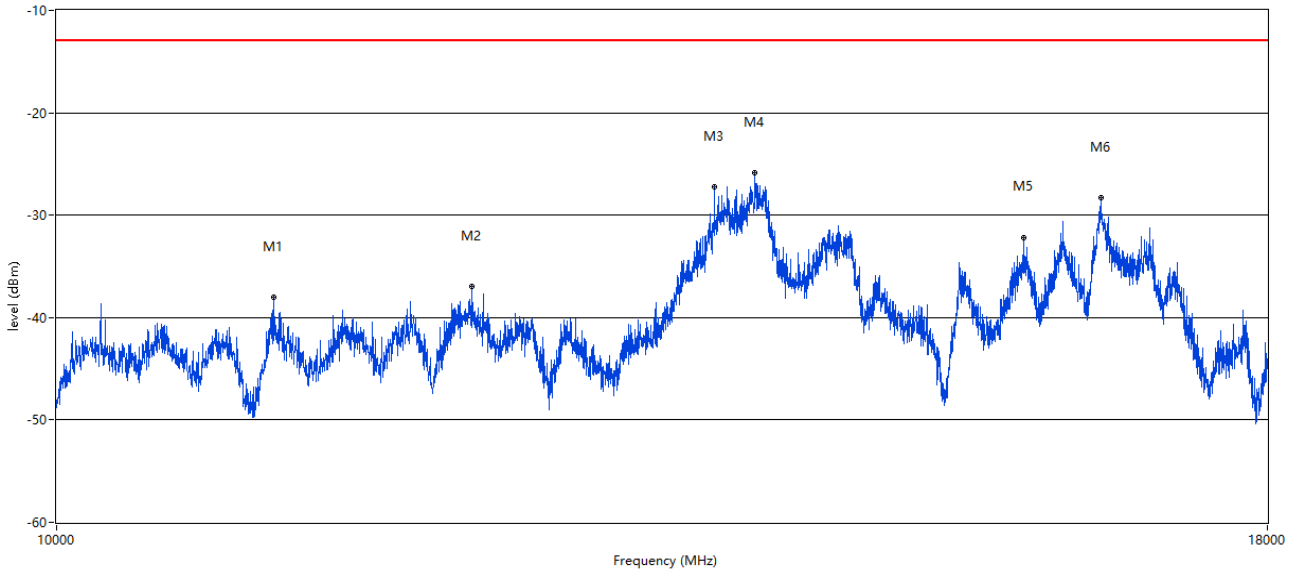
RSE Test case_CE FCC_FCC PART22&24&27_FCC PART 24_1900_GSM 1900&WCDMA B2&CDMA BC1<E B2&25



Frequency (MHz)	Result (dBm)	Factor (dB)	PK Limit (dBm)	Margin (dB)	Table (o)	ANT	EUT	Verdict
159.948	-58.79	-16.85	-13.0	45.79	341.00	Vertical	Horizontal	Pass
237.286	-62.08	-5.41	-13.0	49.08	131.00	Vertical	Horizontal	Pass
1187.953	-52.37	3.21	-13.0	39.37	141.00	Vertical	Horizontal	Pass
1909.774	-40.83	-0.57	-13.0	27.83	48.00	Vertical	Horizontal	N.A
1989.255	-42.26	0.69	-13.0	29.26	138.00	Vertical	Horizontal	N.A
6716.821	-28.77	26.13	-13.0	15.77	122.00	Vertical	Horizontal	Pass

RSE-H 10 GHz -18GHz

RSE Test case_CE FCC_FCC PART2&24&27_FCC GSM 10-18G



Frequency (MHz)	Result (dBm)	Factor (dB)	PK Limit (dBm)	Margin (dB)	Table (o)	ANT	EUT	Verdict
11113.722	-38.02	19.25	-13.0	25.02	154.00	Horizontal	Horizontal	Pass
12235.441	-36.97	20.50	-13.0	23.97	88.00	Horizontal	Horizontal	Pass
13763.059	-27.27	29.26	-13.0	14.27	218.00	Horizontal	Horizontal	Pass
14036.991	-25.82	32.67	-13.0	12.82	146.00	Horizontal	Horizontal	Pass
15988.503	-32.24	24.82	-13.0	19.24	120.00	Horizontal	Horizontal	Pass
16604.349	-28.27	30.19	-13.0	15.27	70.00	Horizontal	Horizontal	Pass

RSE-V 10 GHz -18GHz

RSE Test case_CE FCC_FCC PART22&24&27_FCC GSM 10-18G



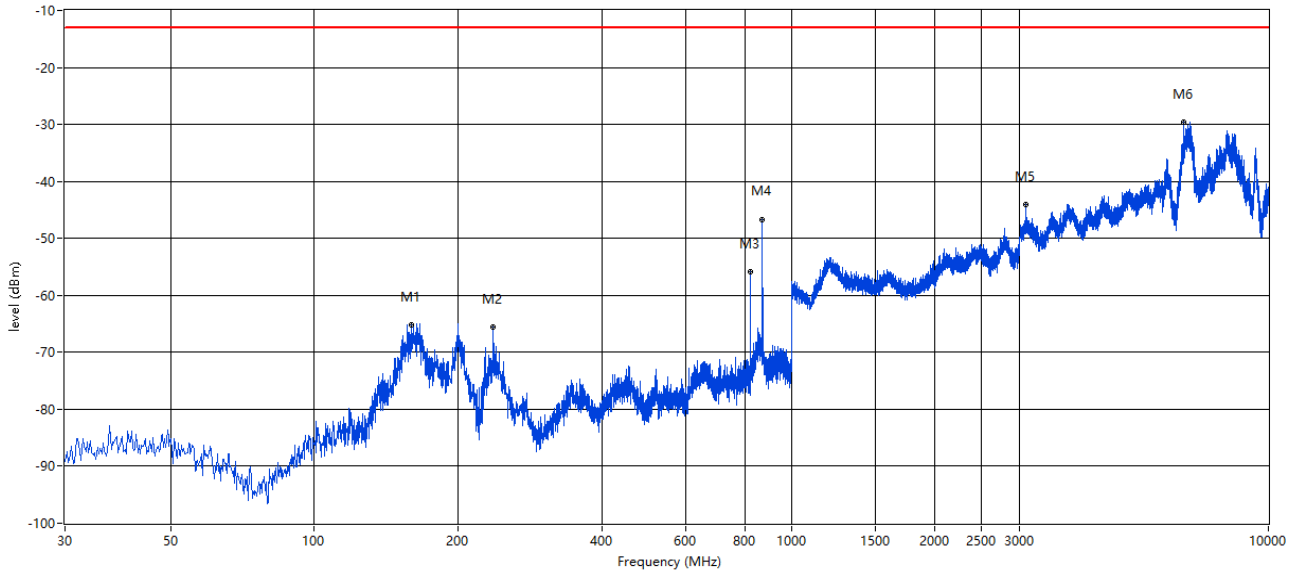
Frequency (MHz)	Result (dBm)	Factor (dB)	PK Limit (dBm)	Margin (dB)	Table (o)	ANT	EUT	Verdict
11121.720	-39.76	19.11	-13.0	26.76	345.00	Vertical	Horizontal	Pass
12255.436	-36.89	20.39	-13.0	23.89	59.00	Vertical	Horizontal	Pass
14001.000	-25.23	32.62	-13.0	12.23	138.00	Vertical	Horizontal	Pass
14594.851	-31.05	27.65	-13.0	18.05	189.00	Vertical	Horizontal	Pass
15994.501	-33.00	24.99	-13.0	20.00	72.00	Vertical	Horizontal	Pass
16602.349	-28.87	30.27	-13.0	15.87	104.00	Vertical	Horizontal	Pass

5 CDMA BC0

5.1 CDMA BC0 Low Channel

RSE-H

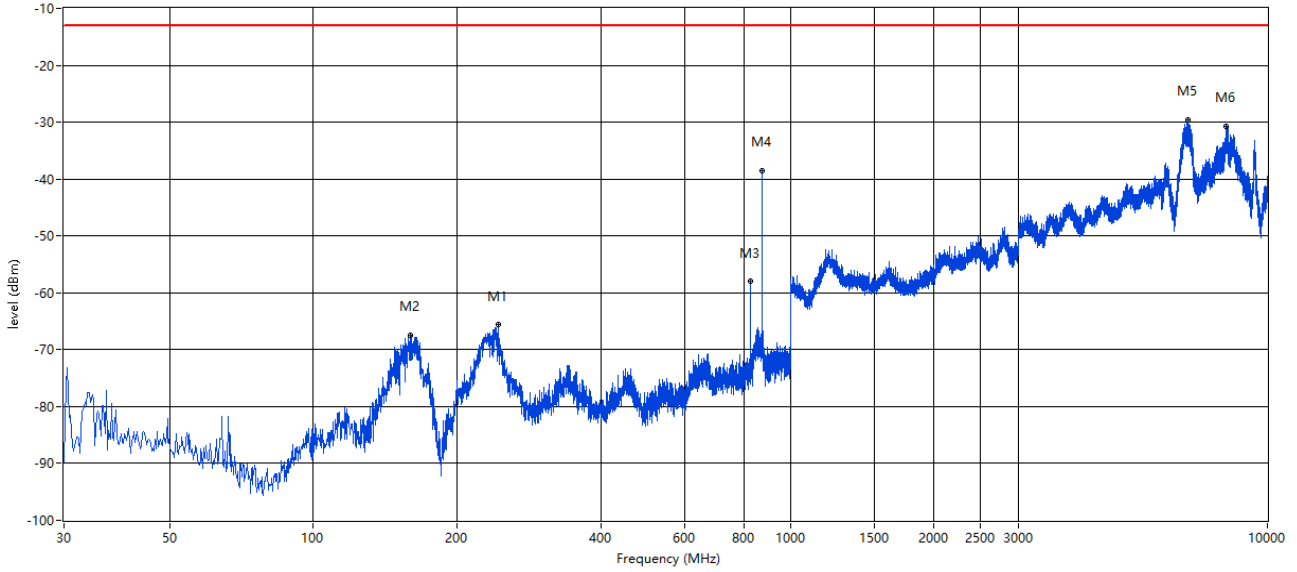
RSE Test case_CE FCC_FCC PART22&24&27_FCC PART 22_850_GSM 850&CDMA BC0&WCDMA B5<E B5&26



Frequency (MHz)	Result (dBm)	Factor (dB)	PK Limit (dBm)	Margin (dB)	Table (o)	ANT	EUT	Verdict
159.463	-65.10	-16.85	-13.0	52.10	221.00	Horizontal	Horizontal	Pass
237.286	-65.56	-5.41	-13.0	52.56	330.00	Horizontal	Horizontal	Pass
824.049	-56.86	0.88	-13.0	43.86	69.00	Horizontal	Horizontal	N.A
870.052	-47.63	3.19	-13.0	34.63	322.00	Horizontal	Horizontal	N.A
3107.973	-44.06	10.24	-13.0	31.06	342.00	Horizontal	Horizontal	Pass
6657.836	-29.68	24.49	-13.0	16.68	66.00	Horizontal	Horizontal	Pass

RSE-V

RSE Test case_CE FCC_FCC PART22&24&27_FCC PART 22_850_GSM 850&CDMA BC0&WCDMA B5<E B5&26

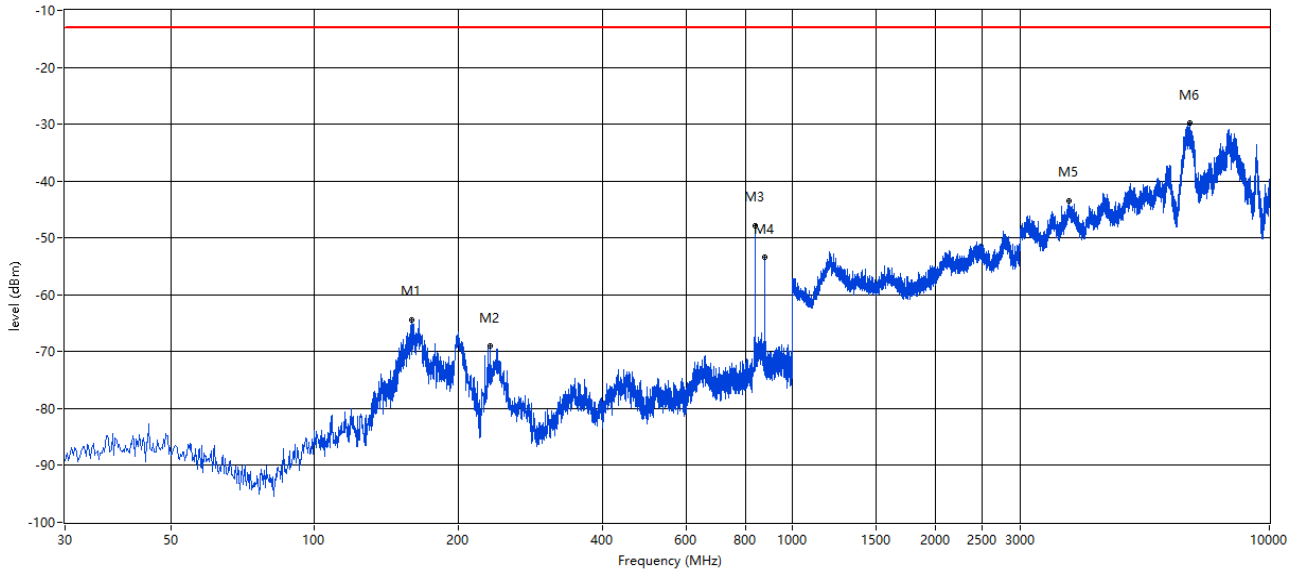


Frequency (MHz)	Result (dBm)	Factor (dB)	PK Limit (dBm)	Margin (dB)	Table (o)	ANT	EUT	Verdict
243.589	-65.48	-5.34	-13.0	52.48	77.00	Vertical	Horizontal	Pass
159.948	-67.43	-16.85	-13.0	54.43	250.00	Vertical	Horizontal	Pass
824.716	-57.90	1.25	-13.0	44.90	332.00	Vertical	Horizontal	N.A
871.022	-38.46	3.01	-13.0	25.46	315.00	Vertical	Horizontal	N.A
6828.793	-29.54	25.47	-13.0	16.54	159.00	Vertical	Horizontal	Pass
8201.450	-30.67	28.10	-13.0	17.67	160.00	Vertical	Horizontal	Pass

5.2 CDMA BC0 Middle Channel

RSE-H

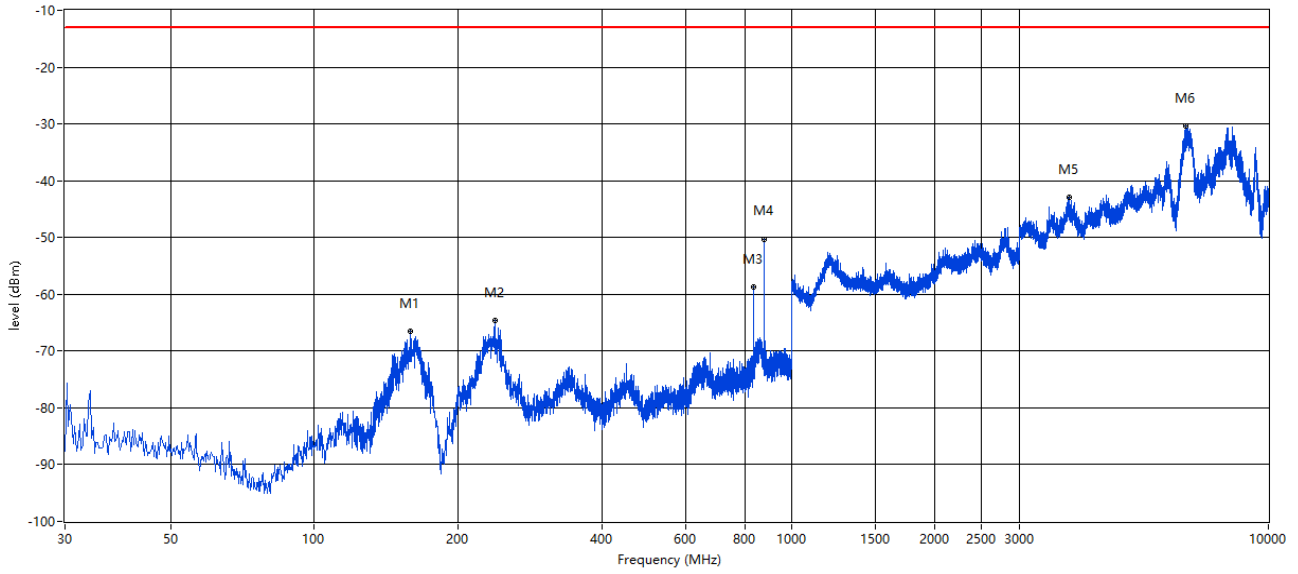
RSE Test case_CE FCC_FCC PART22&24&27_FCC PART 22_850_GSM 850&CDMA BC0&WCDMA B5<E B5&26



Frequency (MHz)	Result (dBm)	Factor (dB)	PK Limit (dBm)	Margin (dB)	Table (o)	ANT	EUT	Verdict
159.463	-64.44	-16.85	-13.0	51.44	235.00	Horizontal	Horizontal	Pass
232.922	-68.90	-7.01	-13.0	55.90	217.00	Horizontal	Horizontal	Pass
836.596	-47.95	3.29	-13.0	34.95	22.00	Horizontal	Horizontal	N.A
881.113	-53.29	2.06	-13.0	40.29	167.00	Horizontal	Horizontal	N.A
3806.798	-43.42	12.60	-13.0	30.42	139.00	Horizontal	Horizontal	Pass
6823.794	-29.81	25.54	-13.0	16.81	177.00	Horizontal	Horizontal	Pass

RSE-V

RSE Test case_CE FCC_FCC PART22&24&27_FCC PART 22_850_GSM 850&CDMA BC0&WCDMA B5<E B5&26

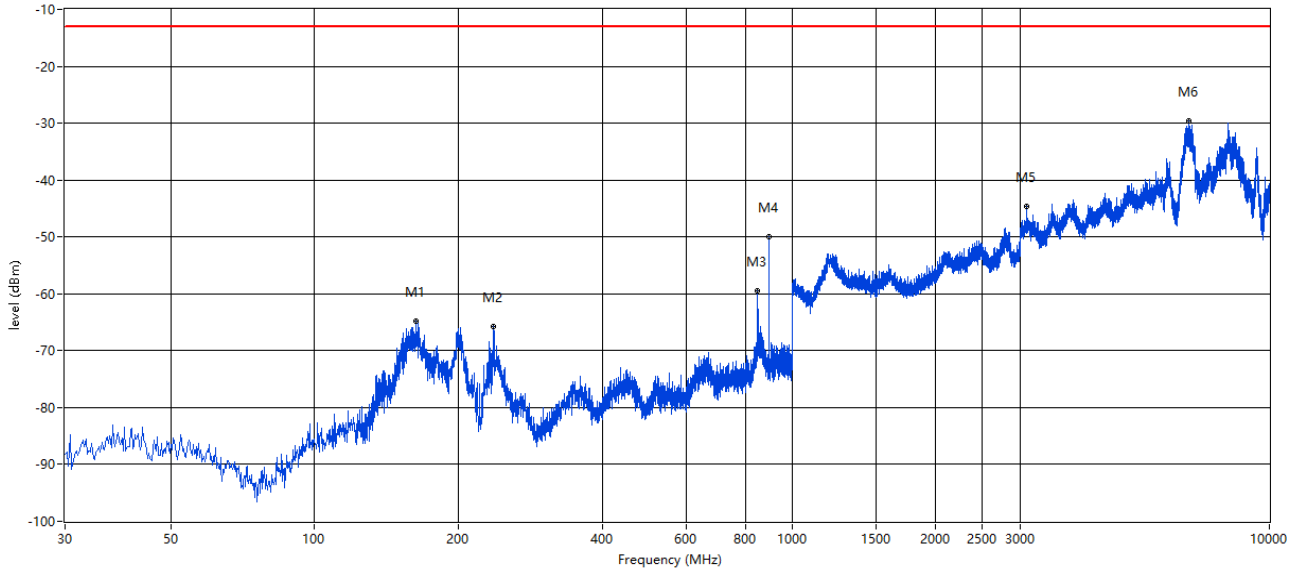


Frequency (MHz)	Result (dBm)	Factor (dB)	PK Limit (dBm)	Margin (dB)	Table (o)	ANT	EUT	Verdict
158.735	-66.57	-16.84	-13.0	53.57	138.00	Vertical	Horizontal	Pass
239.225	-64.61	-4.70	-13.0	51.61	45.00	Vertical	Horizontal	Pass
836.747	-58.72	2.33	-13.0	45.72	86.00	Vertical	Horizontal	N.A
881.538	-50.25	1.61	-13.0	37.25	301.00	Vertical	Horizontal	N.A
3818.045	-42.95	11.68	-13.0	29.95	4.00	Vertical	Horizontal	Pass
6708.823	-30.31	26.16	-13.0	17.31	165.00	Vertical	Horizontal	Pass

5.3 CDMA BC0 High Channel

RSE-H

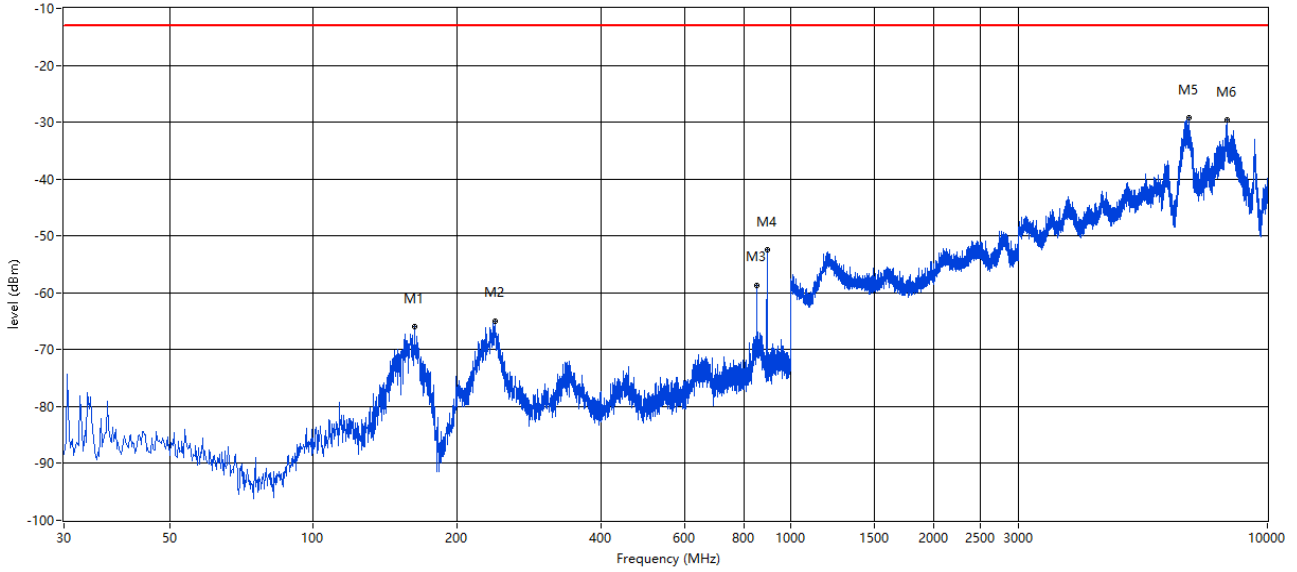
RSE Test case_CE FCC_FCC PART22&24&27_FCC PART 22_850_GSM 850&CDMA BC0&WCDMA B5<E B5&26



Frequency (MHz)	Result (dBm)	Factor (dB)	PK Limit (dBm)	Margin (dB)	Table (o)	ANT	EUT	Verdict
162.614	-64.74	-16.94	-13.0	51.74	198.00	Horizontal	Horizontal	Pass
236.558	-65.68	-5.68	-13.0	52.68	139.00	Horizontal	Horizontal	Pass
847.991	-59.53	4.56	-13.0	46.53	75.00	Horizontal	Horizontal	N.A
893.327	-50.91	0.42	-13.0	37.91	245.00	Horizontal	Horizontal	N.A
3096.726	-44.57	10.49	-13.0	31.57	62.00	Horizontal	Horizontal	Pass
6768.808	-29.68	25.97	-13.0	16.68	189.00	Horizontal	Horizontal	Pass

RSE-V

RSE Test case_CE FCC_FCC PART22&24&27_FCC PART 22_850_GSM 850&CDMA BC0&WCDMA B5<E B5&26



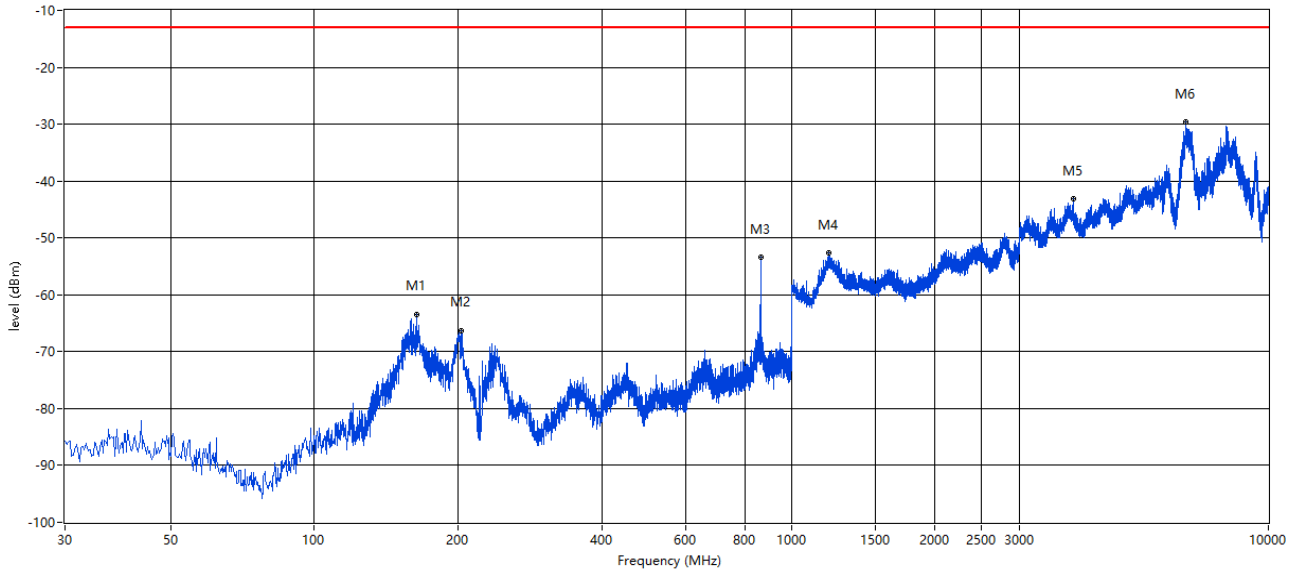
Frequency (MHz)	Result (dBm)	Factor (dB)	PK Limit (dBm)	Margin (dB)	Table (o)	ANT	EUT	Verdict
162.614	-65.96	-16.94	-13.0	52.96	348.00	Vertical	Horizontal	Pass
240.195	-65.04	-4.47	-13.0	52.04	168.00	Vertical	Horizontal	Pass
848.415	-58.63	4.69	-13.0	45.63	258.00	Vertical	Horizontal	N.A
892.599	-53.50	0.37	-13.0	40.50	175.00	Vertical	Horizontal	N.A
6862.784	-29.14	24.99	-13.0	16.14	221.00	Vertical	Horizontal	Pass
8219.445	-29.56	27.66	-13.0	16.56	249.00	Vertical	Horizontal	Pass

6 EVDO BC0

6.1 EVDO BC0 Low Channel

RSE-H

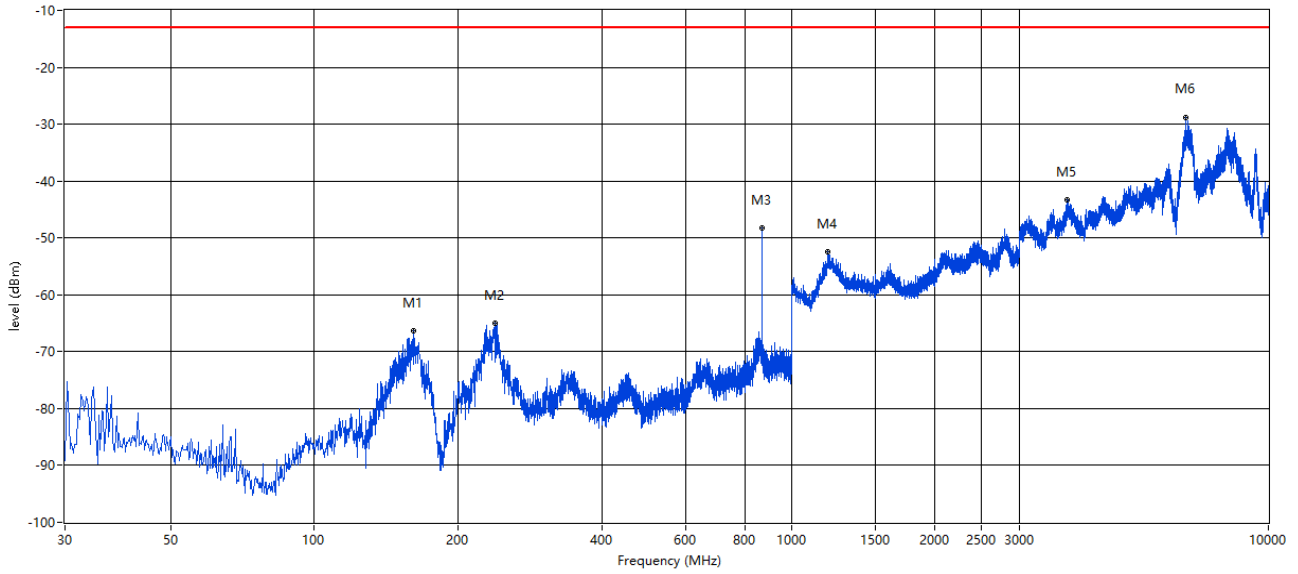
RSE Test case_CE FCC_FCC PART22&24&27_FCC PART 22_850_GSM 850&CDMA BC0&WCDMA B5<E B5&26



Frequency (MHz)	Result (dBm)	Factor (dB)	PK Limit (dBm)	Margin (dB)	Table (o)	ANT	EUT	Verdict
163.584	-63.38	-16.98	-13.0	50.38	220.00	Horizontal	Horizontal	Pass
202.859	-66.36	-11.46	-13.0	53.36	315.00	Horizontal	Horizontal	Pass
869.325	-53.64	3.24	-13.0	40.64	137.00	Horizontal	Horizontal	N.A
1197.951	-52.62	3.88	-13.0	39.62	355.00	Horizontal	Horizontal	Pass
3894.526	-43.20	11.73	-13.0	30.20	161.00	Horizontal	Horizontal	Pass
6702.824	-29.66	26.18	-13.0	16.66	336.00	Horizontal	Horizontal	Pass

RSE-V

RSE Test case_CE FCC_FCC PART22&24&27_FCC PART 22_850_GSM 850&CDMA BC0&WCDMA B5<E B5&26

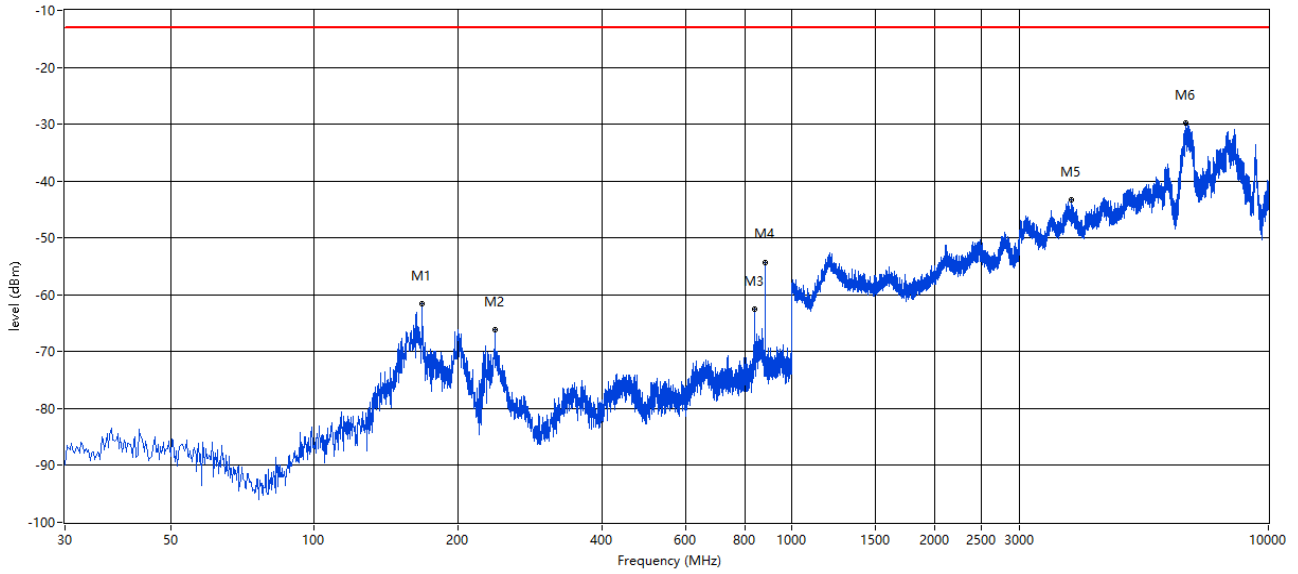


Frequency (MHz)	Result (dBm)	Factor (dB)	PK Limit (dBm)	Margin (dB)	Table (o)	ANT	EUT	Verdict
161.645	-66.23	-16.91	-13.0	53.23	267.00	Vertical	Horizontal	Pass
238.983	-64.99	-4.79	-13.0	51.99	64.00	Vertical	Horizontal	Pass
869.568	-47.46	3.24	-13.0	34.46	319.00	Vertical	Horizontal	N.A
1192.452	-52.44	3.52	-13.0	39.44	123.00	Vertical	Horizontal	Pass
3785.804	-43.29	11.74	-13.0	30.29	94.00	Vertical	Horizontal	Pass
6716.821	-28.92	26.13	-13.0	15.92	175.00	Vertical	Horizontal	Pass

6.2 EVDO BC0 Middle Channel

RSE-H

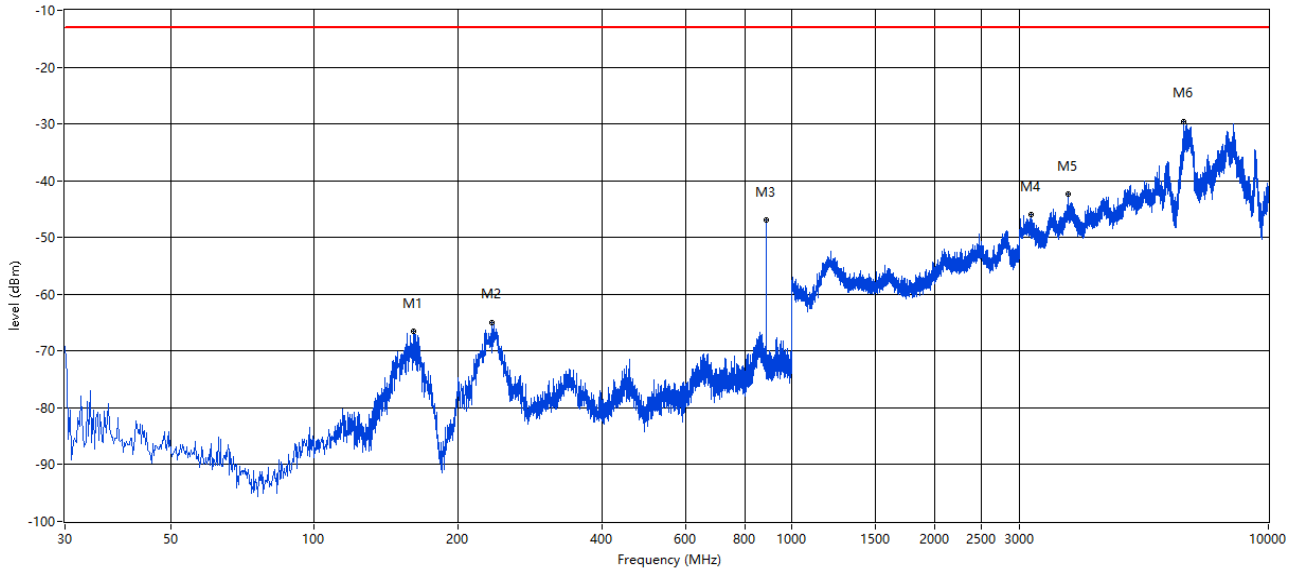
RSE Test case_CE FCC_FCC PART22&24&27_FCC PART 22_850_GSM 850&CDMA BC0&WCDMA B5<E B5&26



Frequency (MHz)	Result (dBm)	Factor (dB)	PK Limit (dBm)	Margin (dB)	Table (o)	ANT	EUT	Verdict
168.433	-61.62	-17.49	-13.0	48.62	188.00	Horizontal	Horizontal	Pass
238.983	-66.20	-4.79	-13.0	53.20	263.00	Horizontal	Horizontal	Pass
836.596	-63.42	4.44	-13.0	50.42	171.00	Horizontal	Horizontal	N.A
882.417	-54.47	1.23	-13.0	41.47	219.00	Horizontal	Horizontal	N.A
3870.532	-43.23	11.59	-13.0	30.23	343.00	Horizontal	Horizontal	Pass
6701.825	-29.84	26.18	-13.0	16.84	194.00	Horizontal	Horizontal	Pass

RSE-V

RSE Test case_CE FCC_FCC PART22&24&27_FCC PART 22_850_GSM 850&CDMA BC0&WCDMA B5<E B5&26

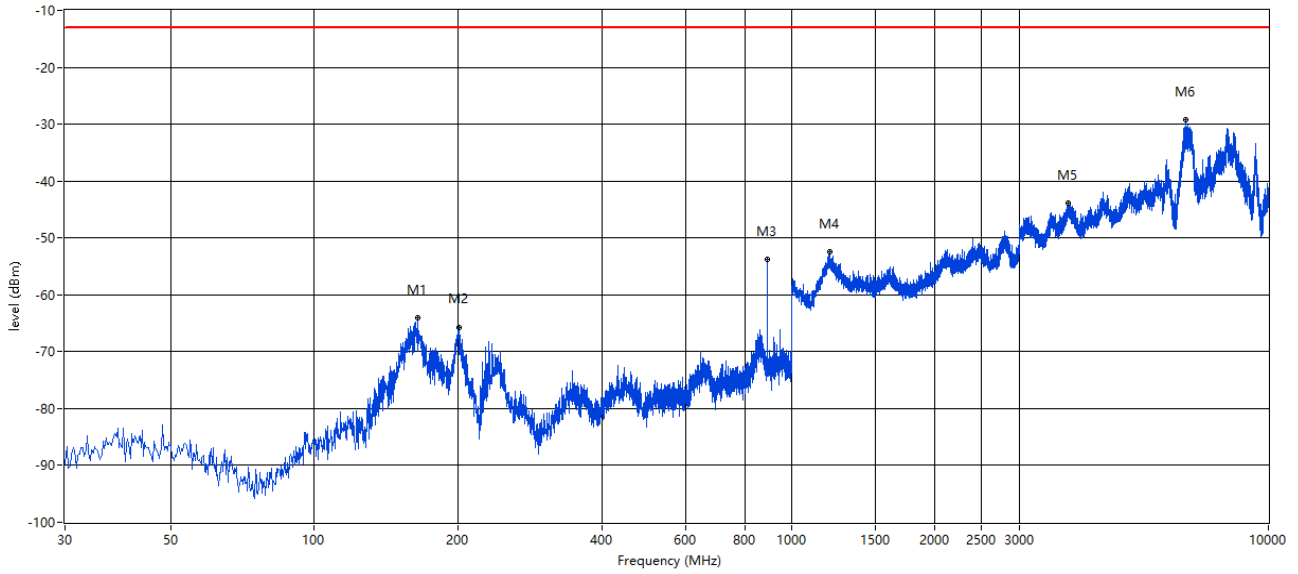


Frequency (MHz)	Result (dBm)	Factor (dB)	PK Limit (dBm)	Margin (dB)	Table (o)	ANT	EUT	Verdict
161.645	-66.45	-16.91	-13.0	53.45	100.00	Vertical	Horizontal	Pass
236.073	-64.97	-5.86	-13.0	51.97	210.00	Vertical	Horizontal	Pass
881.690	-47.35	1.15	-13.0	34.35	248.00	Vertical	Horizontal	N.A
3175.456	-45.89	8.94	-13.0	32.89	131.00	Vertical	Horizontal	Pass
3811.297	-42.28	12.17	-13.0	29.28	26.00	Vertical	Horizontal	Pass
6649.838	-29.60	24.17	-13.0	16.60	316.00	Vertical	Horizontal	Pass

6.3 EVDO BC0 High Channel

RSE-H

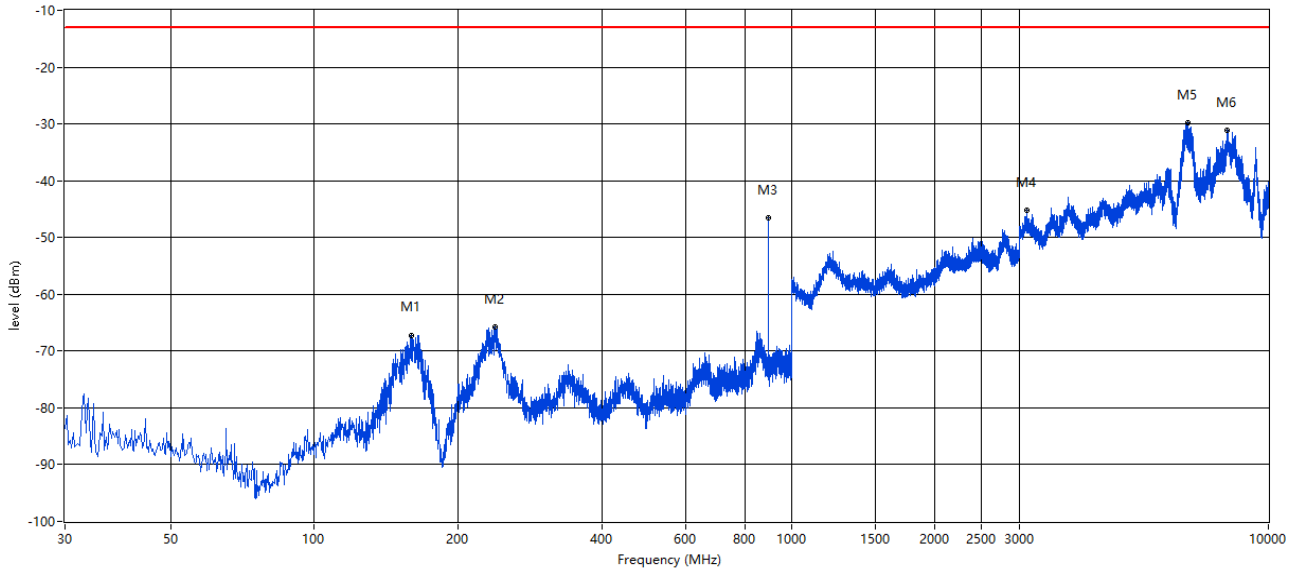
RSE Test case_CE FCC_FCC PART22&24&27_FCC PART 22_850_GSM 850&CDMA BC0&WCDMA B5<E B5&26



Frequency (MHz)	Result (dBm)	Factor (dB)	PK Limit (dBm)	Margin (dB)	Table (o)	ANT	EUT	Verdict
164.554	-63.98	-17.01	-13.0	50.98	211.00	Horizontal	Horizontal	Pass
200.677	-65.70	-10.30	-13.0	52.70	69.00	Horizontal	Horizontal	Pass
893.902	-53.27	0.41	-13.0	40.27	46.00	Horizontal	Horizontal	N.A
1201.450	-52.44	3.95	-13.0	39.44	95.00	Horizontal	Horizontal	Pass
3802.299	-43.89	12.26	-13.0	30.89	89.00	Horizontal	Horizontal	Pass
6713.822	-29.18	26.14	-13.0	16.18	188.00	Horizontal	Horizontal	Pass

RSE-V

RSE Test case_CE FCC_FCC PART22&24&27_FCC PART 22_850_GSM 850&CDMA BC0&WCDMA B5<E B5&26



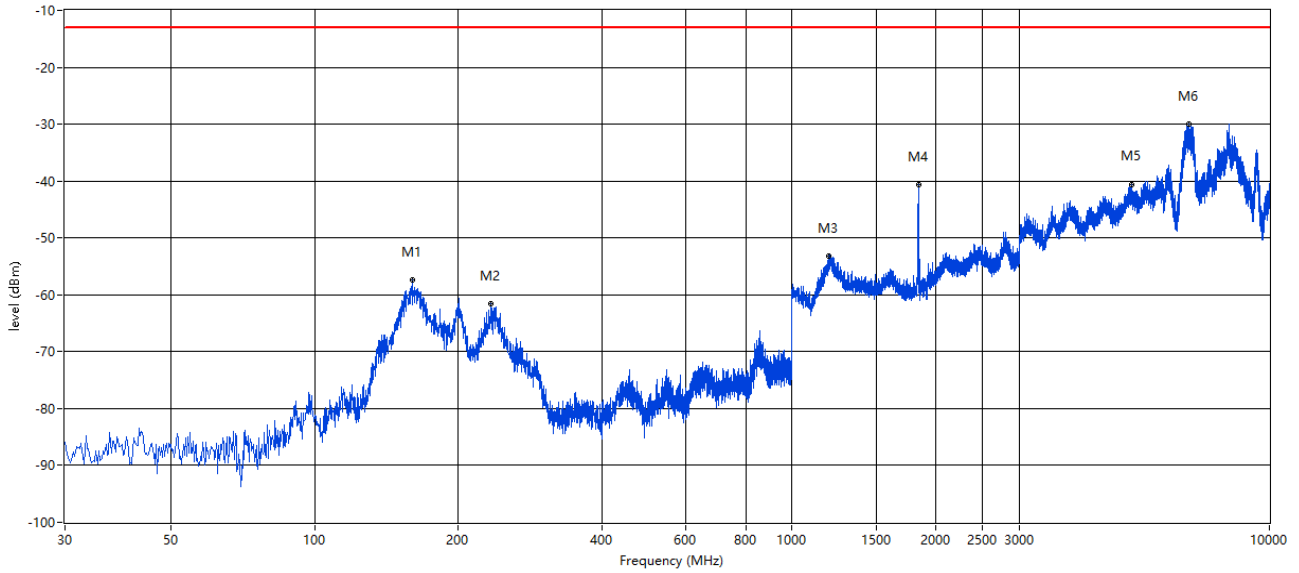
Frequency (MHz)	Result (dBm)	Factor (dB)	PK Limit (dBm)	Margin (dB)	Table (o)	ANT	EUT	Verdict
159.705	-67.33	-16.85	-13.0	54.33	281.00	Vertical	Horizontal	Pass
238.740	-65.66	-4.88	-13.0	52.66	176.00	Vertical	Horizontal	Pass
892.842	-46.83	0.37	-13.0	33.83	179.00	Vertical	Horizontal	N.A
3110.222	-45.20	10.25	-13.0	32.20	98.00	Vertical	Horizontal	Pass
6765.809	-29.80	25.98	-13.0	16.80	267.00	Vertical	Horizontal	Pass
8180.455	-31.14	27.40	-13.0	18.14	30.00	Vertical	Horizontal	Pass

7 WCDMA Band 2

7.1 WCDMA Band 2 Low Channel

RSE-H-30MHz-10GHz-WCDMA-BAND2

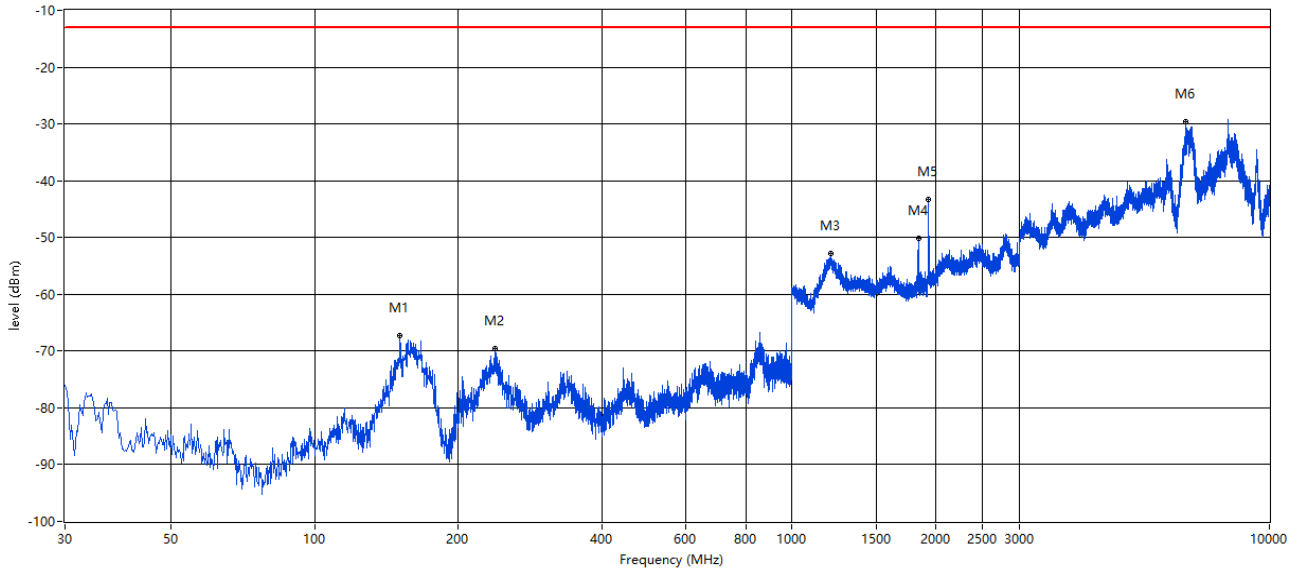
RSE Test case_CE FCC_FCC PART22&24&27_FCC PART 24_1900_GSM 1900&WCDMA B2&CDMA BC1<E B2&25



Frequency (MHz)	Result (dBm)	Factor (dB)	PK Limit (dBm)	Margin (dB)	Table (o)	ANT	EUT	Verdict
159.948	-57.40	-17.09	-13.0	44.40	98.00	Horizontal	Horizontal	Pass
234.376	-61.49	-6.59	-13.0	48.49	160.00	Horizontal	Horizontal	Pass
1194.451	-53.16	3.63	-13.0	40.16	92.00	Horizontal	Horizontal	Pass
1852.790	-40.67	-0.20	-13.0	27.67	10.00	Horizontal	Horizontal	N.A
5138.465	-40.58	15.07	-13.0	27.58	47.00	Horizontal	Horizontal	Pass
6782.804	-30.02	25.92	-13.0	17.02	16.00	Horizontal	Horizontal	Pass

RSE-V-30MHz-10GHz-WCDMA-BAND2

RSE Test case_CE FCC_FCC PART22&24&27_FCC PART 24_1900_GSM 1900&WCDMA B2&CDMA BC1<E B2&25



Frequency (MHz)	Result (dBm)	Factor (dB)	PK Limit (dBm)	Margin (dB)	Table (o)	ANT	EUT	Verdict
150.735	-67.22	-16.98	-13.0	54.22	86.00	Vertical	Horizontal	Pass
238.983	-69.62	-4.77	-13.0	56.62	108.00	Vertical	Horizontal	Pass
1203.449	-52.82	3.83	-13.0	39.82	160.00	Vertical	Horizontal	Pass
1852.790	-50.13	-0.20	-13.0	37.13	26.00	Vertical	Horizontal	N.A
1931.267	-43.39	0.18	-13.0	30.39	77.00	Vertical	Horizontal	N.A
6669.833	-29.59	24.97	-13.0	16.59	56.00	Vertical	Horizontal	Pass

RSE-H-10-18GHz-WCDMA-BAND2

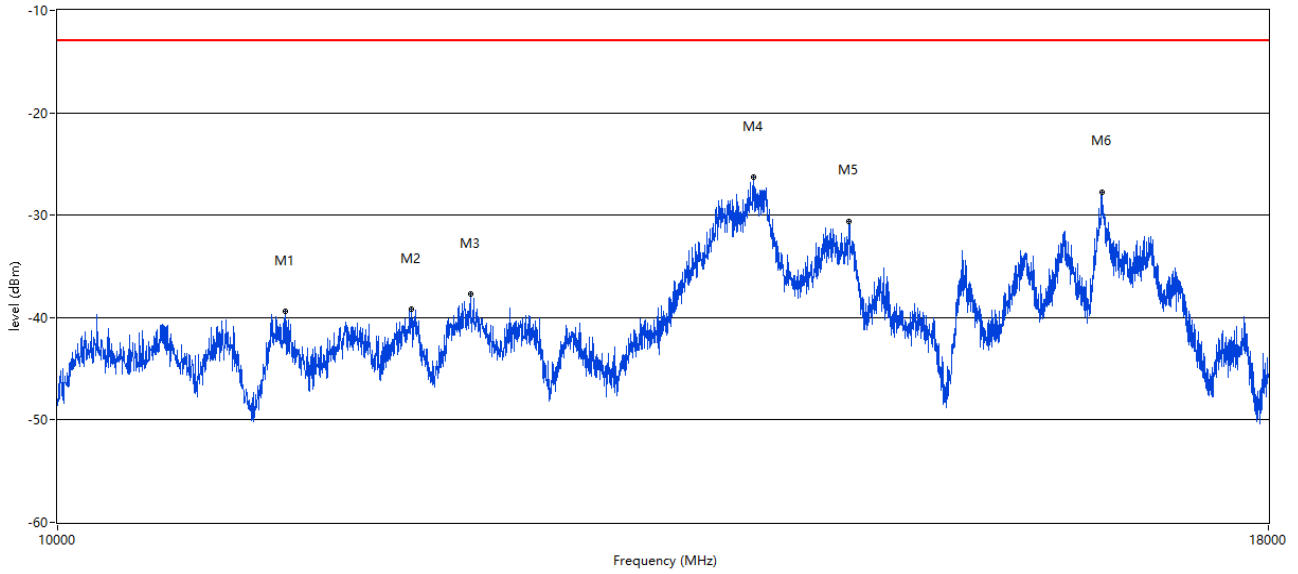
RSE Test case_CE FCC_FCC PART22&24&27_FCC LTE & WCDMA 10-18G



Frequency (MHz)	Result (dBm)	Factor (dB)	PK Limit (dBm)	Margin (dB)	Table (o)	ANT	EUT	Verdict
11545.614	-39.12	19.30	-13.0	26.12	122.00	Horizontal	Horizontal	Pass
12171.457	-37.19	20.35	-13.0	24.19	46.00	Horizontal	Horizontal	Pass
14001.000	-27.05	32.62	-13.0	14.05	213.00	Horizontal	Horizontal	Pass
14636.841	-29.60	28.13	-13.0	16.60	9.00	Horizontal	Horizontal	Pass
16304.424	-30.37	26.97	-13.0	17.37	326.00	Horizontal	Horizontal	Pass
16590.352	-28.20	29.45	-13.0	15.20	280.00	Horizontal	Horizontal	Pass

RSE-V-10-18GHz-WCDMA-BAND2

RSE Test case_CE FCC_FCC PART22&24&27_FCC LTE & WCDMA 10-18G

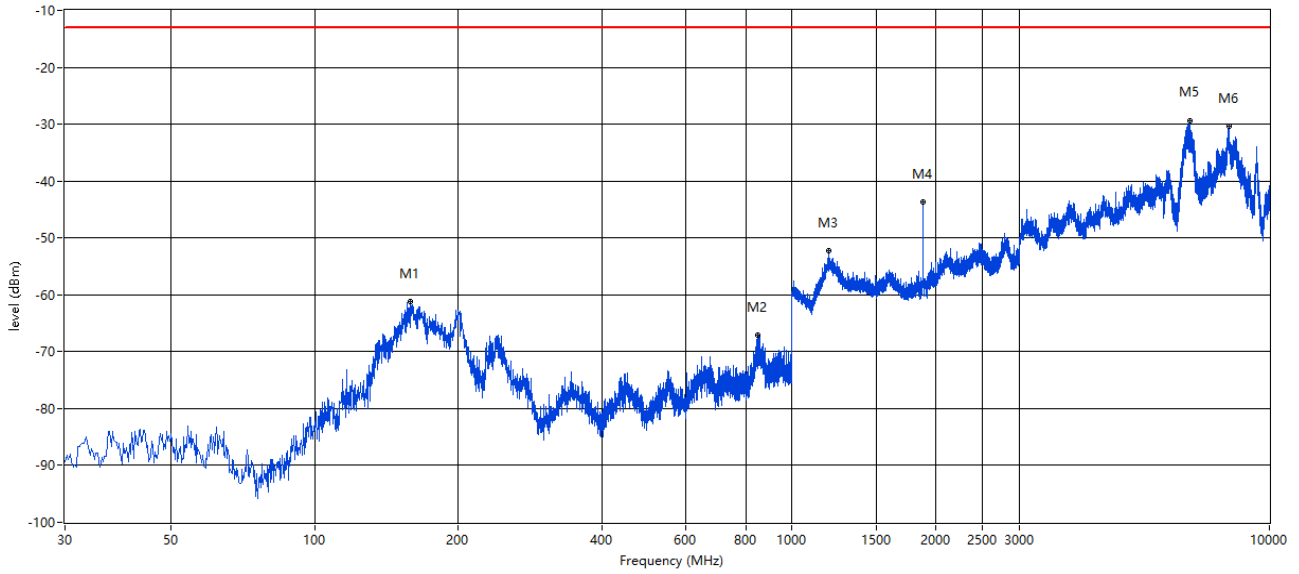


Frequency (MHz)	Result (dBm)	Factor (dB)	PK Limit (dBm)	Margin (dB)	Table (o)	ANT	EUT	Verdict
11167.708	-39.37	18.32	-13.0	26.37	295.00	Vertical	Horizontal	Pass
11875.531	-39.20	19.69	-13.0	26.20	182.00	Vertical	Horizontal	Pass
12219.445	-37.69	20.59	-13.0	24.69	20.00	Vertical	Horizontal	Pass
14022.994	-26.29	32.65	-13.0	13.29	84.00	Vertical	Horizontal	Pass
14686.828	-30.58	28.76	-13.0	17.58	289.00	Vertical	Horizontal	Pass
16602.349	-27.78	30.27	-13.0	14.78	44.00	Vertical	Horizontal	Pass

7.2 WCDMA Band 2 Middle Channel

RSE-H-30MHz-10GHz-WCDMA-BAND2

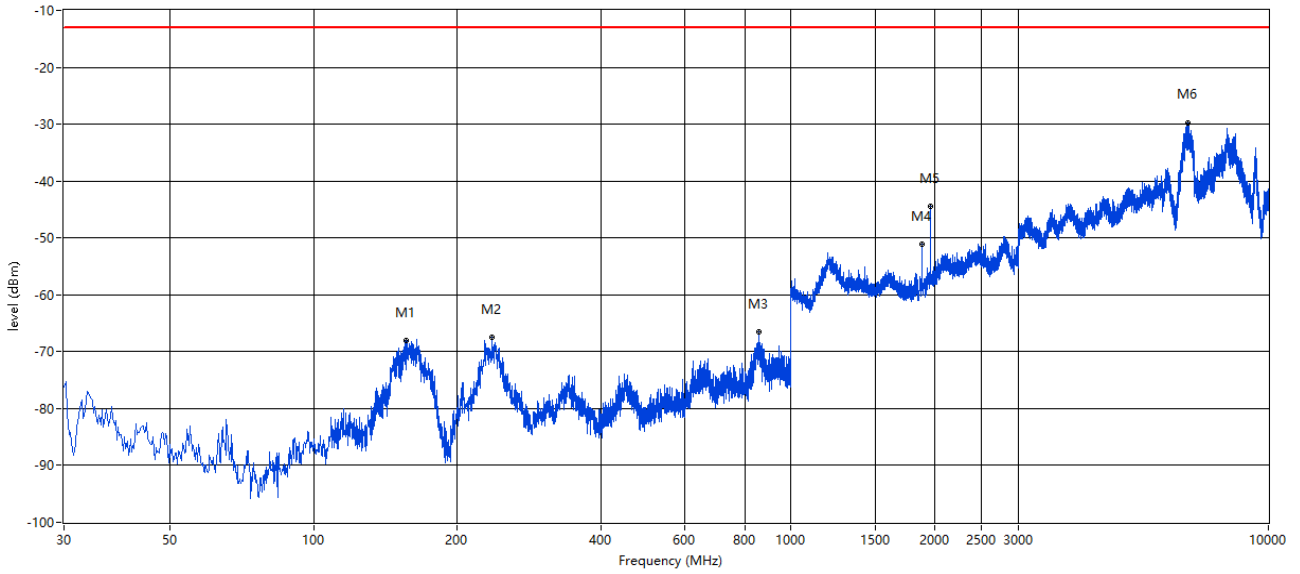
RSE Test case_CE FCC_FCC PART22&24&27_FCC PART 24_1900_GSM 1900&WCDMA B2&CDMA BC1<E B2&25



Frequency (MHz)	Result (dBm)	Factor (dB)	PK Limit (dBm)	Margin (dB)	Table (o)	ANT	EUT	Verdict
158.978	-61.23	-17.04	-13.0	48.23	108.00	Horizontal	Horizontal	Pass
849.688	-67.02	3.77	-13.0	54.02	36.00	Horizontal	Horizontal	Pass
1193.452	-52.15	3.56	-13.0	39.15	44.00	Horizontal	Horizontal	Pass
1879.280	-43.76	-0.02	-13.0	30.76	196.00	Horizontal	Horizontal	N.A
6813.797	-29.45	25.68	-13.0	16.45	302.00	Horizontal	Horizontal	Pass
8226.443	-30.39	27.49	-13.0	17.39	68.00	Horizontal	Horizontal	Pass

RSE-V-30MHz-10GHz-WCDMA-BAND2

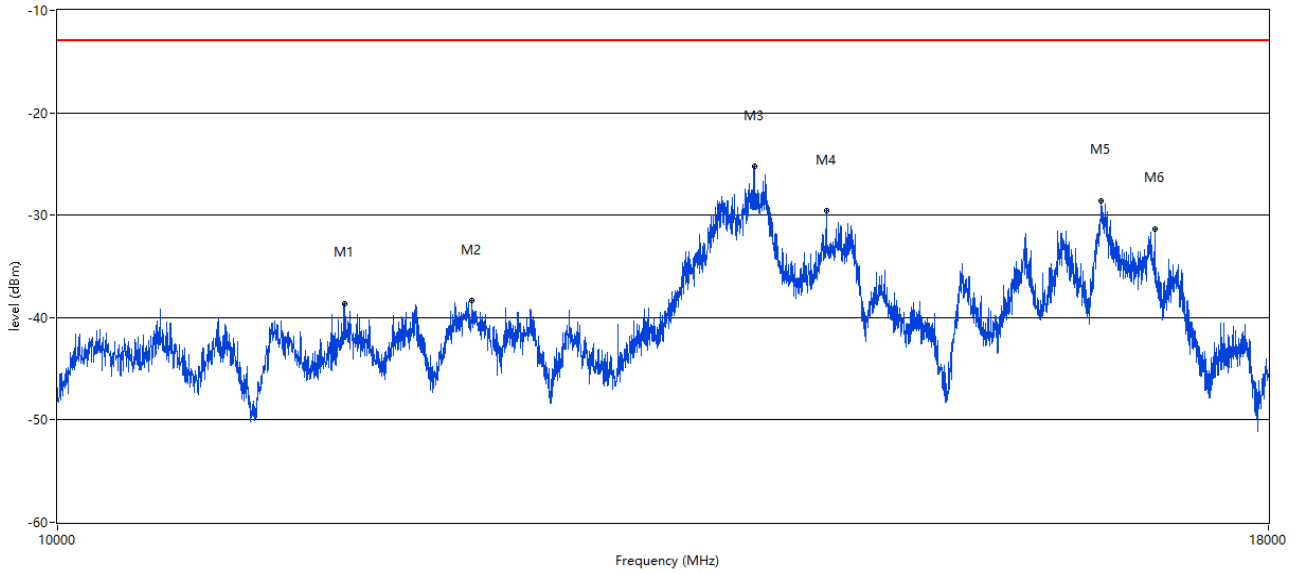
RSE Test case_CE FCC_FCC PART22&24&27_FCC PART 24_1900_GSM 1900&WCDMA B2&CDMA BC1<E B2&25



Frequency (MHz)	Result (dBm)	Factor (dB)	PK Limit (dBm)	Margin (dB)	Table (o)	ANT	EUT	Verdict
156.068	-67.99	-16.89	-13.0	54.99	180.00	Vertical	Horizontal	Pass
236.558	-67.49	-5.73	-13.0	54.49	66.00	Vertical	Horizontal	Pass
856.233	-66.47	3.58	-13.0	53.47	312.00	Vertical	Horizontal	Pass
1879.280	-51.10	-0.02	-13.0	38.10	99.00	Vertical	Horizontal	N.A
1960.260	-44.51	0.20	-13.0	31.51	16.00	Vertical	Horizontal	N.A
6775.806	-29.87	25.95	-13.0	16.87	6.00	Vertical	Horizontal	Pass

RSE-H-10-18GHz-WCDMA-BAND2

RSE Test case_CE FCC_FCC PART2&24&27_FCC LTE & WCDMA 10-18G



Frequency (MHz)	Result (dBm)	Factor (dB)	PK Limit (dBm)	Margin (dB)	Table (o)	ANT	EUT	Verdict
11497.626	-38.62	20.15	-13.0	25.62	317.00	Horizontal	Horizontal	Pass
12229.443	-38.37	20.54	-13.0	25.37	278.00	Horizontal	Horizontal	Pass
14024.994	-25.26	32.66	-13.0	12.26	0.00	Horizontal	Horizontal	Pass
14522.869	-29.60	27.42	-13.0	16.60	22.00	Horizontal	Horizontal	Pass
16594.351	-28.65	29.83	-13.0	15.65	84.00	Horizontal	Horizontal	Pass
17032.242	-31.34	25.63	-13.0	18.34	42.00	Horizontal	Horizontal	Pass

RSE-V-10-18GHz-WCDMA-BAND2

RSE Test case_CE FCC_FCC PART2&24&27_FCC LTE & WCDMA 10-18G



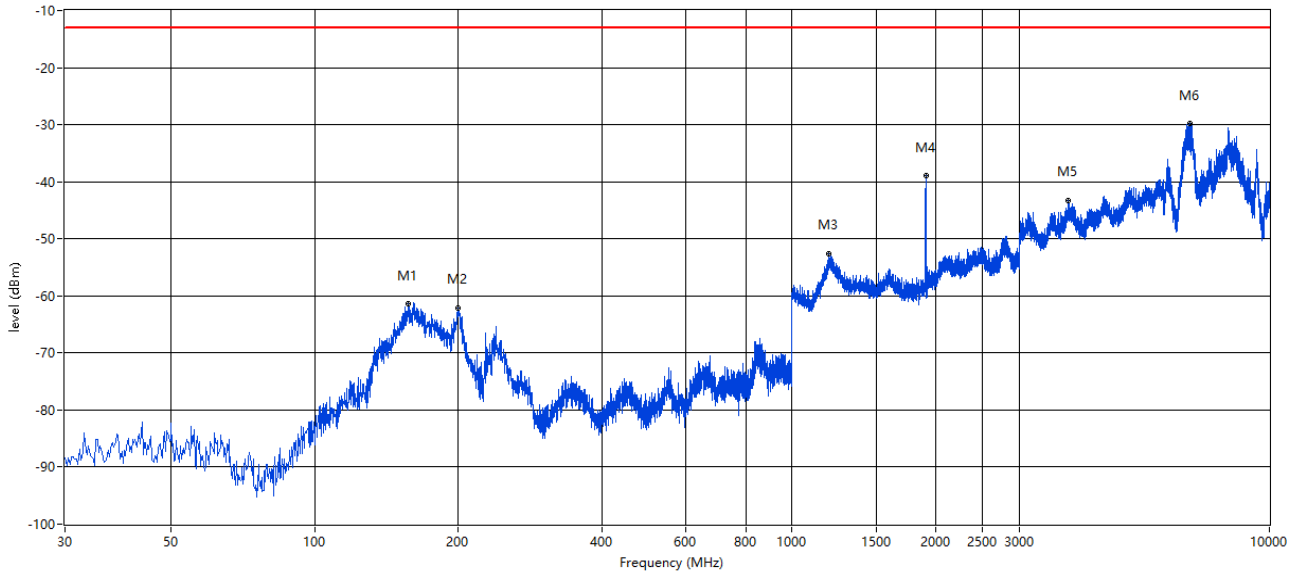
Frequency (MHz)	Result (dBm)	Factor (dB)	PK Limit (dBm)	Margin (dB)	Table (o)	ANT	EUT	Verdict
11101.725	-39.27	19.45	-13.0	26.27	183.00	Vertical	Horizontal	Pass
11511.622	-39.70	19.98	-13.0	26.70	52.00	Vertical	Horizontal	Pass
12243.439	-37.98	20.46	-13.0	24.98	141.00	Vertical	Horizontal	Pass
14056.986	-25.62	32.70	-13.0	12.62	116.00	Vertical	Horizontal	Pass
14552.862	-30.28	27.51	-13.0	17.28	67.00	Vertical	Horizontal	Pass
16610.347	-28.35	29.95	-13.0	15.35	171.00	Vertical	Horizontal	Pass



7.3 WCDMA Band 2 High Channel

RSE-H-30MHz-10GHz-WCDMA-BAND2

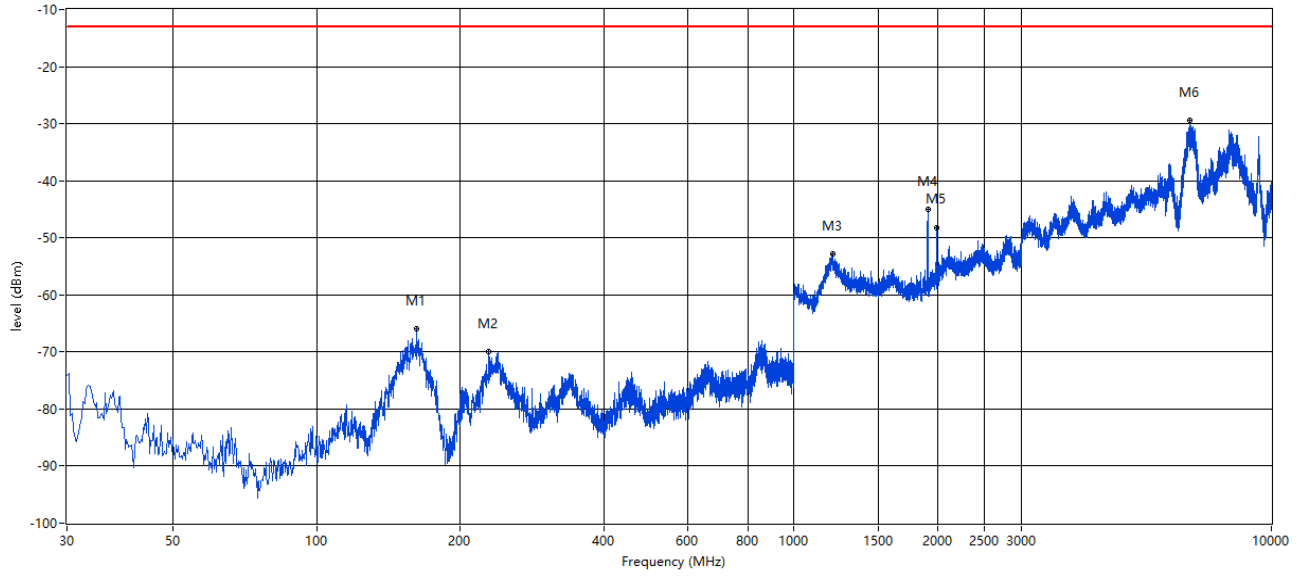
RSE Test case_CE FCC_FCC PART22&24&27_FCC PART 24_1900_GSM 1900&WCDMA B2&CDMA BC1<E B2&25



Frequency (MHz)	Result (dBm)	Factor (dB)	PK Limit (dBm)	Margin (dB)	Table (o)	ANT	EUT	Verdict
156.796	-61.40	-16.92	-13.0	48.40	23.00	Horizontal	Horizontal	Pass
199.223	-62.07	-10.61	-13.0	49.07	148.00	Horizontal	Horizontal	Pass
1191.452	-52.63	3.43	-13.0	39.63	160.00	Horizontal	Horizontal	Pass
1906.273	-38.97	0.11	-13.0	25.97	72.00	Horizontal	Horizontal	N.A
3790.302	-43.31	11.96	-13.0	30.31	30.00	Horizontal	Horizontal	Pass
6817.796	-29.82	25.62	-13.0	16.82	47.00	Horizontal	Horizontal	Pass

RSE-V-30MHz-10GHz-WCDMA-BAND2

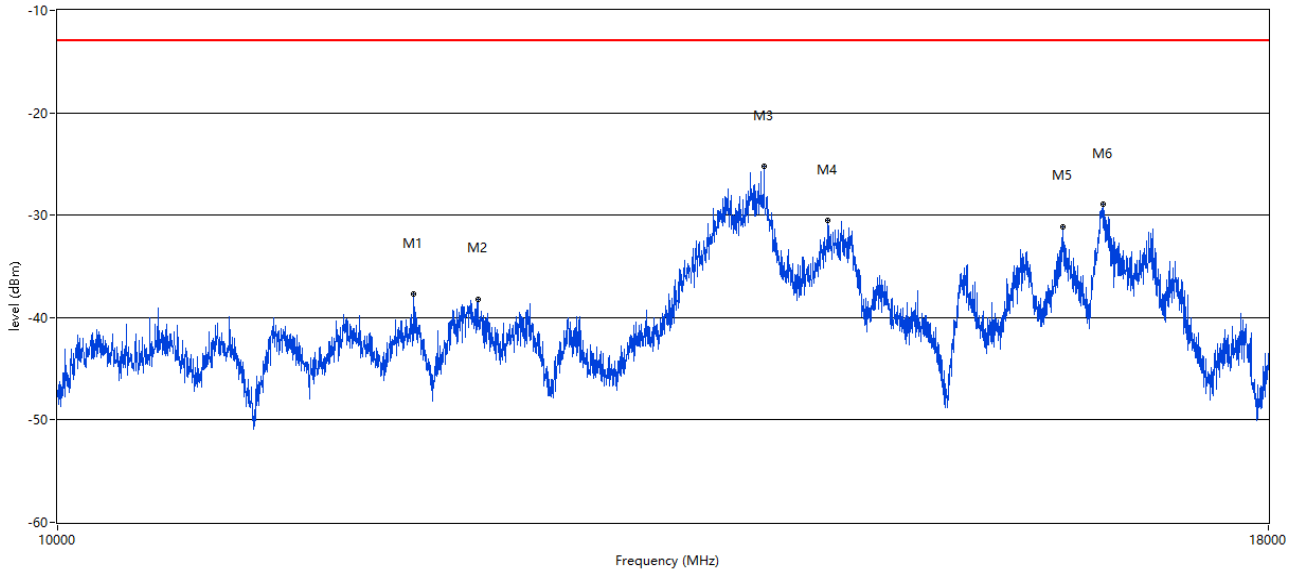
RSE Test case_CE FCC_FCC PART2&24&27_FCC PART 24_1900_GSM 1900&WCDMA B2&CDMA BC1<E B2&25



Frequency (MHz)	Result (dBm)	Factor (dB)	PK Limit (dBm)	Margin (dB)	Table (o)	ANT	EUT	Verdict
162.129	-65.94	-17.10	-13.0	52.94	108.00	Vertical	Horizontal	Pass
229.770	-69.92	-8.41	-13.0	56.92	26.00	Vertical	Horizontal	Pass
1205.949	-52.90	3.71	-13.0	39.90	156.00	Vertical	Horizontal	Pass
1906.273	-44.99	0.11	-13.0	31.99	28.00	Vertical	Horizontal	N.A
1988.253	-48.27	0.67	-13.0	35.27	77.00	Vertical	Horizontal	N.A
6762.809	-29.48	25.99	-13.0	16.48	36.00	Vertical	Horizontal	Pass

RSE-H-10-18GHz-WCDMA-BAND2

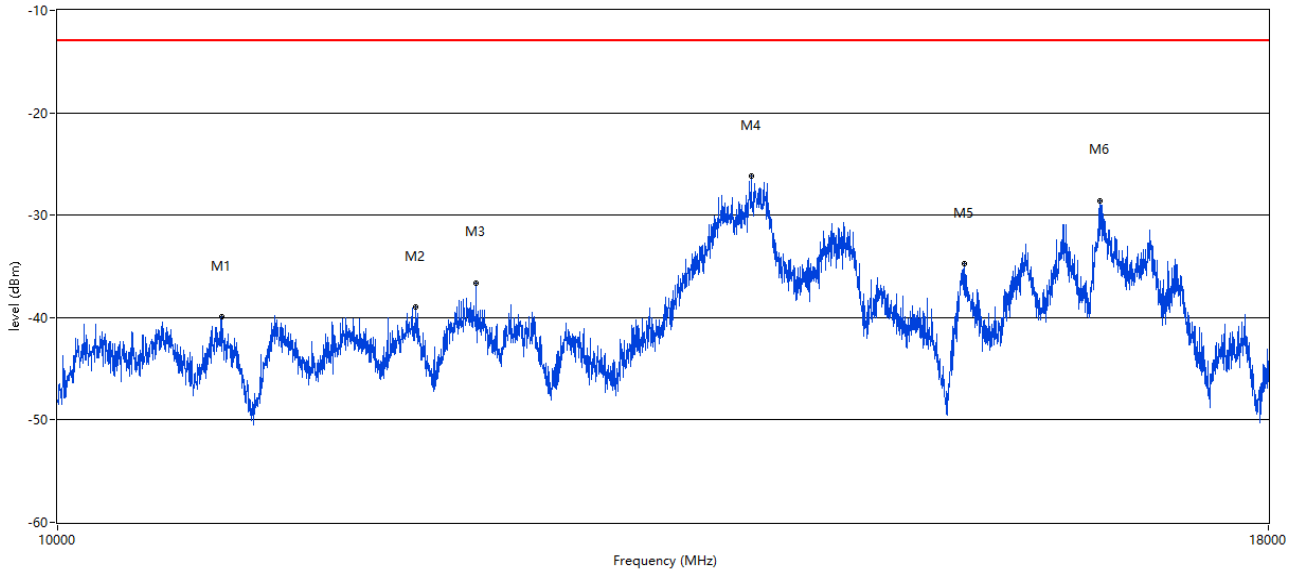
RSE Test case_CE FCC_FCC PART2&24&27_FCC LTE & WCDMA 10-18G



Frequency (MHz)	Result (dBm)	Factor (dB)	PK Limit (dBm)	Margin (dB)	Table (o)	ANT	EUT	Verdict
11887.528	-37.68	19.82	-13.0	24.68	25.00	Horizontal	Horizontal	Pass
12263.434	-38.17	20.34	-13.0	25.17	161.00	Horizontal	Horizontal	Pass
14090.977	-25.21	32.75	-13.0	12.21	196.00	Horizontal	Horizontal	Pass
14536.866	-30.49	27.46	-13.0	17.49	276.00	Horizontal	Horizontal	Pass
16294.426	-31.12	26.90	-13.0	18.12	230.00	Horizontal	Horizontal	Pass
16610.347	-28.97	29.95	-13.0	15.97	5.00	Horizontal	Horizontal	Pass

RSE-V-10-18GHz-WCDMA-BAND2

RSE Test case_CE FCC_FCC PART22&24&27_FCC LTE & WCDMA 10-18G



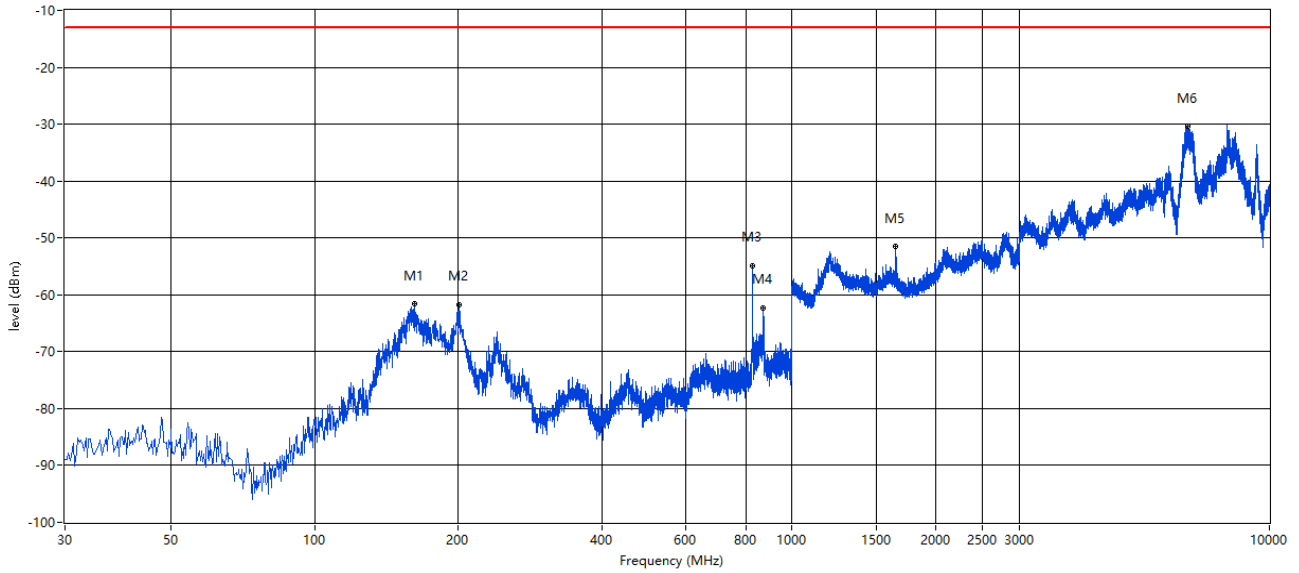
Frequency (MHz)	Result (dBm)	Factor (dB)	PK Limit (dBm)	Margin (dB)	Table (o)	ANT	EUT	Verdict
10827.793	-39.87	18.84	-13.0	26.87	134.00	Vertical	Horizontal	Pass
11897.526	-39.01	19.93	-13.0	26.01	1.00	Vertical	Horizontal	Pass
12251.437	-36.60	20.41	-13.0	23.60	127.00	Vertical	Horizontal	Pass
14004.999	-26.16	32.63	-13.0	13.16	78.00	Vertical	Horizontal	Pass
15526.618	-34.73	21.00	-13.0	21.73	345.00	Vertical	Horizontal	Pass
16590.352	-28.58	29.45	-13.0	15.58	85.00	Vertical	Horizontal	Pass

8 WCDMA Band 5

8.1 WCDMA Band 5 Low Channel

RSE-H-30MHz-10GHzHz-WCDMA-BAND5

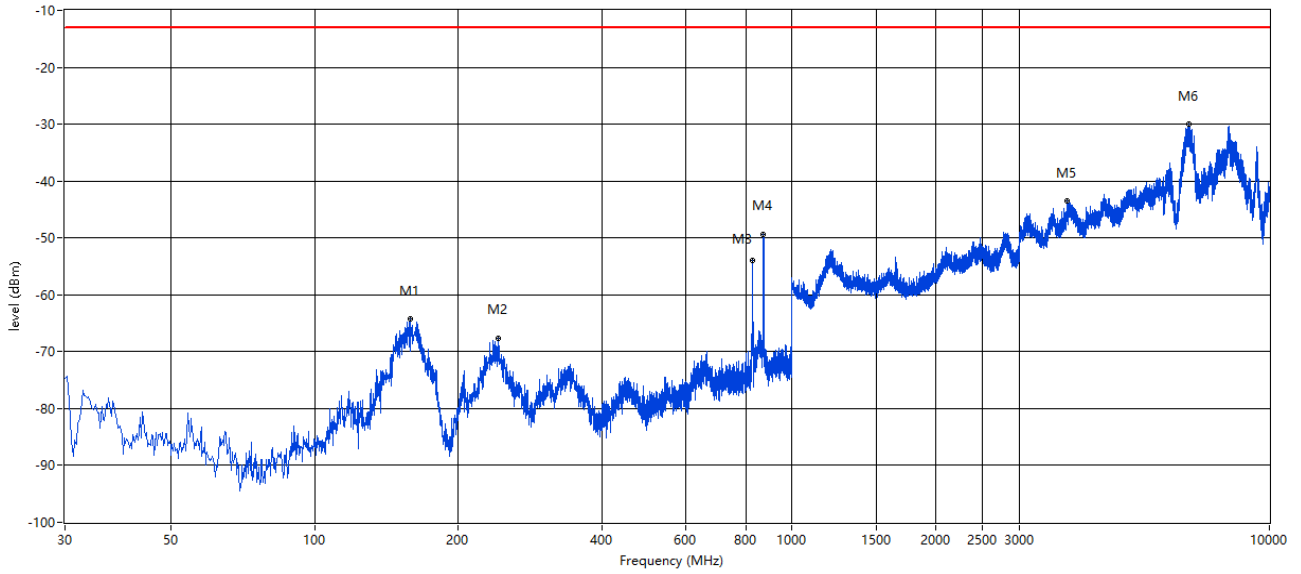
RSE Test case_CE FCC_FCC PART22&24&27_FCC PART 22_850_GSM 850&CDMA BC0&WCDMA B5<E B5&26



Frequency (MHz)	Result (dBm)	Factor (dB)	PK Limit (dBm)	Margin (dB)	Table (o)	ANT	EUT	Verdict
162.129	-61.54	-16.93	-13.0	48.54	320.00	Horizontal	Horizontal	Pass
200.192	-61.67	-10.04	-13.0	48.67	182.00	Horizontal	Horizontal	Pass
827.141	-54.87	1.58	-13.0	41.87	9.00	Horizontal	Horizontal	N.A
869.568	-62.26	3.24	-13.0	49.26	197.00	Horizontal	Horizontal	N.A
1650.337	-51.42	-0.85	-13.0	38.42	196.00	Horizontal	Horizontal	Pass
6741.815	-30.39	26.05	-13.0	17.39	94.00	Horizontal	Horizontal	Pass

RSE-V-30MHz-10GHzHz-WCDMA-BAND5

RSE Test case_CE FCC_FCC PART22&24&27_FCC PART 22_850_GSM 850&CDMA BC0&WCDMA B5<E B5&26

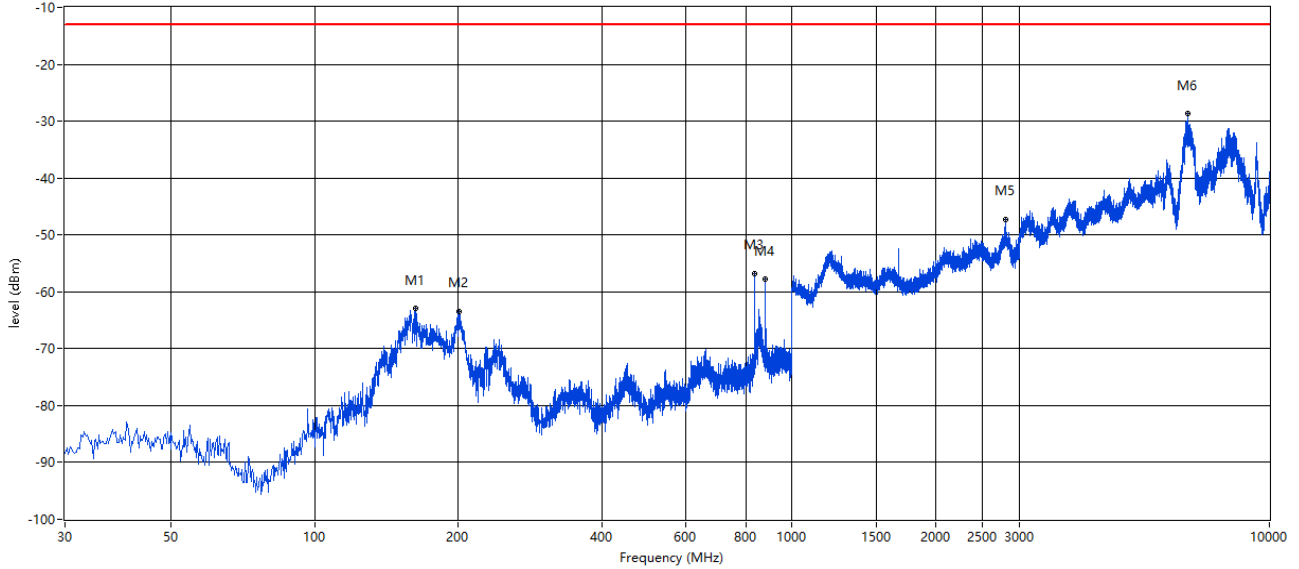


Frequency (MHz)	Result (dBm)	Factor (dB)	PK Limit (dBm)	Margin (dB)	Table (o)	ANT	EUT	Verdict
158.978	-64.24	-16.84	-13.0	51.24	76.00	Vertical	Horizontal	Pass
241.892	-67.65	-4.90	-13.0	54.65	224.00	Vertical	Horizontal	Pass
826.141	-53.98	1.58	-13.0	40.98	103.00	Vertical	Horizontal	N.A
871.022	-49.30	3.01	-13.0	36.30	78.00	Vertical	Horizontal	N.A
3769.308	-43.43	11.92	-13.0	30.43	135.00	Vertical	Horizontal	Pass
6768.808	-30.03	25.97	-13.0	17.03	56.00	Vertical	Horizontal	Pass

8.2 WCDMA Band 5 Middle Channel

RSE-H-30MHz-10GHzHz-WCDMA-BAND5

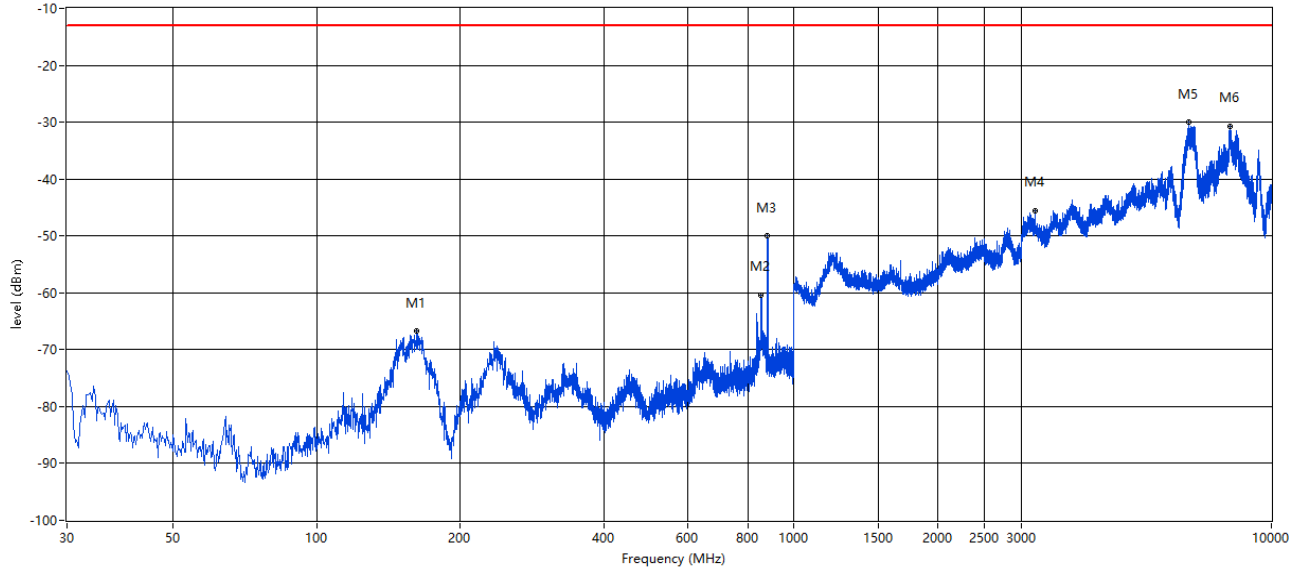
RSE Test case_CE FCC_FCC PART22&24&27_FCC PART 22_850_GSM 850&CDMA BC0&WCDMA B5<E B5&26



Frequency (MHz)	Result (dBm)	Factor (dB)	PK Limit (dBm)	Margin (dB)	Table (o)	ANT	EUT	Verdict
163.099	-62.88	-16.96	-13.0	49.88	130.00	Horizontal	Horizontal	Pass
200.435	-63.47	-10.17	-13.0	50.47	119.00	Horizontal	Horizontal	Pass
835.869	-57.86	3.15	-13.0	44.86	252.00	Horizontal	Horizontal	N.A
879.750	-58.82	1.39	-13.0	45.82	164.00	Horizontal	Horizontal	N.A
2804.049	-47.35	8.22	-13.0	34.35	156.00	Horizontal	Horizontal	Pass
6740.815	-28.69	26.06	-13.0	15.69	2.00	Horizontal	Horizontal	Pass

RSE-V-30MHz-10GHzHz-WCDMA-BAND5

RSE Test case_CE FCC_FCC PART22&24&27_FCC PART 22_850_GSM 850&CDMA BC0&WCDMA B5<E B5&26

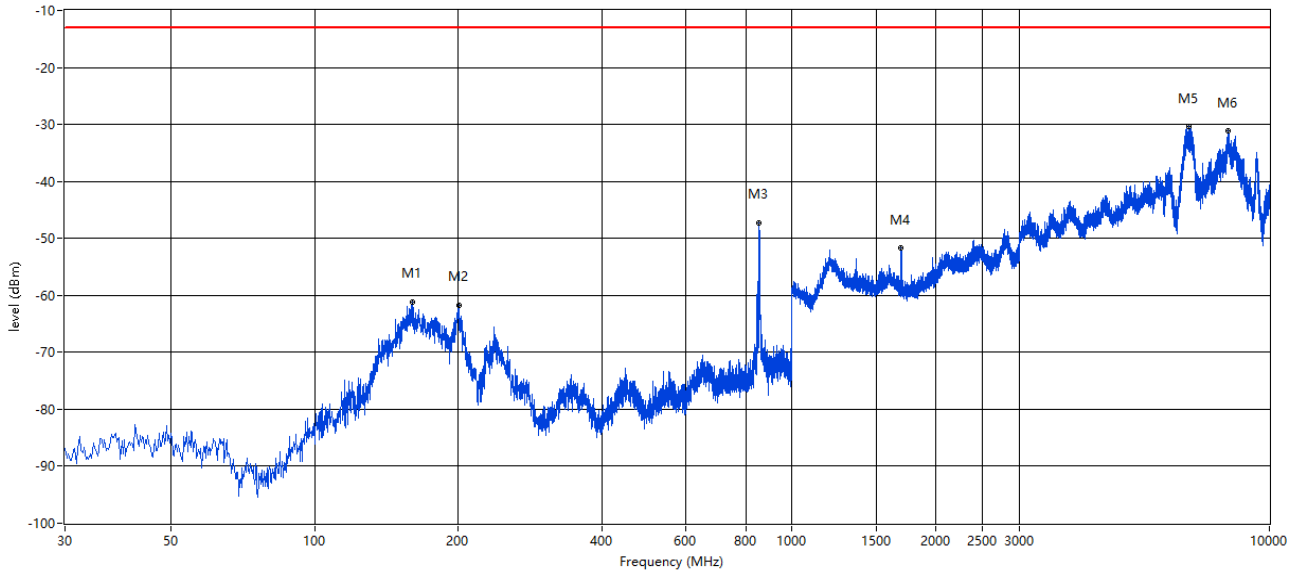


Frequency (MHz)	Result (dBm)	Factor (dB)	PK Limit (dBm)	Margin (dB)	Table (o)	ANT	EUT	Verdict
162.129	-66.69	-16.93	-13.0	53.69	208.00	Vertical	Horizontal	Pass
836.051	-60.42	4.45	-13.0	47.42	46.00	Vertical	Horizontal	N.A
880.508	-50.03	1.43	-13.0	37.03	133.00	Vertical	Horizontal	N.A
3203.949	-45.53	9.41	-13.0	32.53	236.00	Vertical	Horizontal	Pass
6720.820	-30.07	26.12	-13.0	17.07	78.00	Vertical	Horizontal	Pass
8211.447	-30.73	27.85	-13.0	17.73	2.00	Vertical	Horizontal	Pass

8.3 WCDMA Band 5 High Channel

RSE-H-30MHz-10GHzHz-WCDMA-BAND5

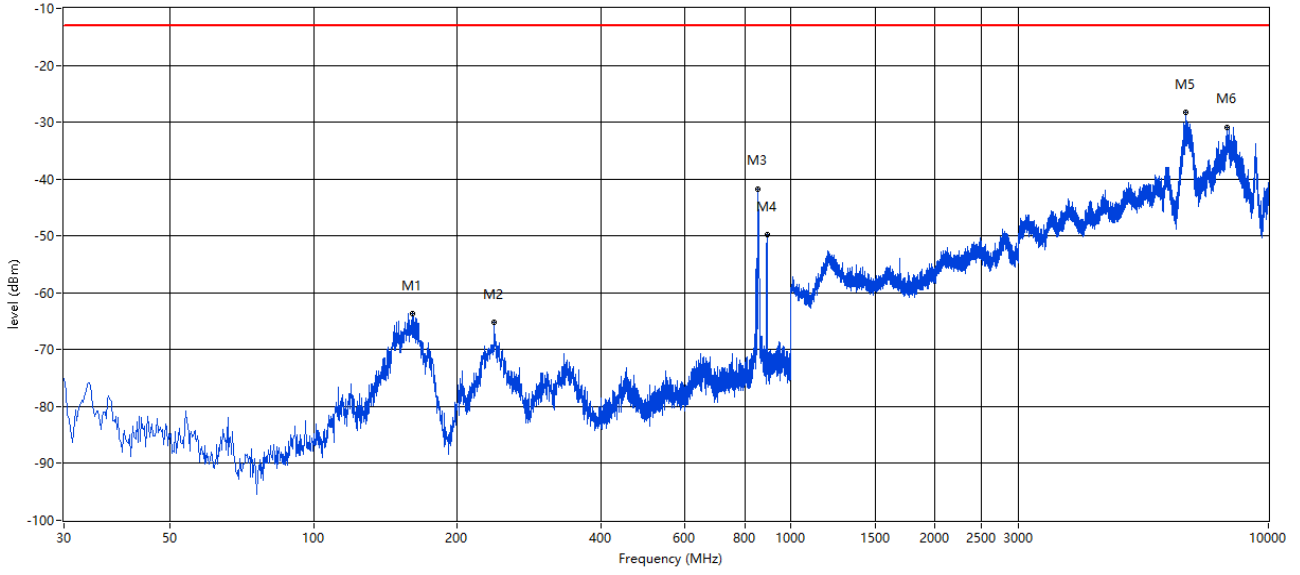
RSE Test case_CE FCC_FCC PART22&24&27_FCC PART 22_850_GSM 850&CDMA BC0&WCDMA B5<E B5&26



Frequency (MHz)	Result (dBm)	Factor (dB)	PK Limit (dBm)	Margin (dB)	Table (o)	ANT	EUT	Verdict
159.948	-61.24	-16.85	-13.0	48.24	71.00	Horizontal	Horizontal	Pass
200.192	-61.76	-10.04	-13.0	48.76	105.00	Horizontal	Horizontal	Pass
846.051	-47.38	4.45	-13.0	34.38	214.00	Horizontal	Horizontal	N.A
1691.327	-51.69	-1.91	-13.0	38.69	68.00	Horizontal	Horizontal	Pass
6788.803	-30.40	25.91	-13.0	17.40	182.00	Horizontal	Horizontal	Pass
8206.448	-31.21	27.97	-13.0	18.21	36.00	Horizontal	Horizontal	Pass

RSE-V-30MHz-10GHzHz-WCDMA-BAND5

RSE Test case_CE FCC_FCC PART22&24&27_FCC PART 22_850_GSM 850&CDMA BC0&WCDMA B5<E B5&26



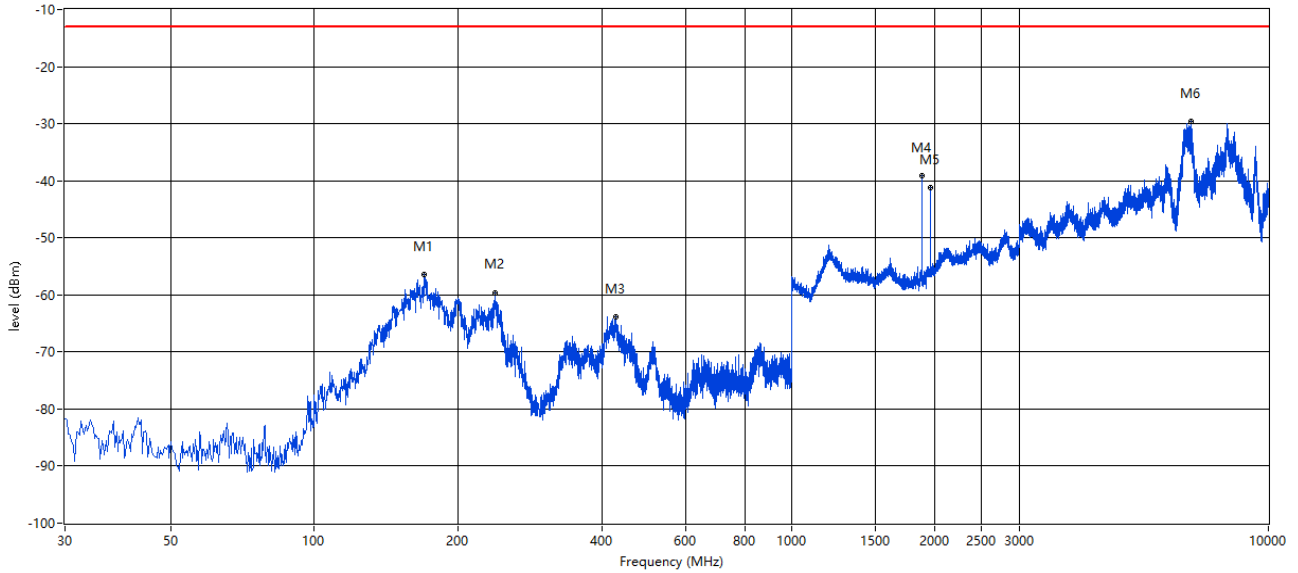
Frequency (MHz)	Result (dBm)	Factor (dB)	PK Limit (dBm)	Margin (dB)	Table (o)	ANT	EUT	Verdict
160.917	-63.70	-16.88	-13.0	50.70	168.00	Vertical	Horizontal	Pass
238.498	-65.21	-4.97	-13.0	52.21	8.00	Vertical	Horizontal	Pass
845.567	-41.69	4.48	-13.0	28.69	92.00	Vertical	Horizontal	N.A
892.357	-49.80	0.36	-13.0	36.80	48.00	Vertical	Horizontal	N.A
6701.825	-28.20	26.18	-13.0	15.20	107.00	Vertical	Horizontal	Pass
8203.449	-30.97	28.05	-13.0	17.97	96.00	Vertical	Horizontal	Pass

9 LTE Band 2

9.1 LTE Band 2 Bandwidth 1.4MHz, Middle Channel

RSE-H 1.4wid 30MHz-10GHz MID

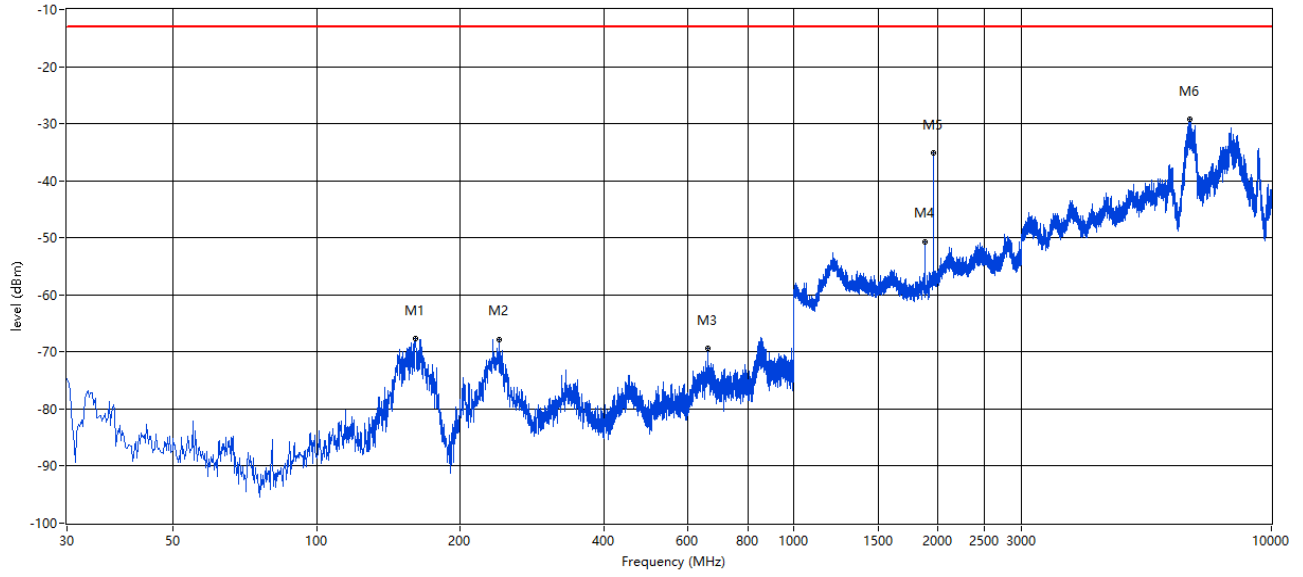
RSE Test case_CE FCC_FCC PART22&24&27_FCC PART 24_1900_GSM 1900&WCDMA B2&CDMA BC1<E B2&25



Frequency (MHz)	Result (dBm)	Factor (dB)	PK Limit (dBm)	Margin (dB)	Table (o)	ANT	EUT	Verdict
169.403	-56.52	-17.59	-13.0	43.52	38.00	Horizontal	Horizontal	Pass
239.710	-59.73	-4.48	-13.0	46.73	82.00	Horizontal	Horizontal	Pass
428.813	-63.89	-7.37	-13.0	50.89	96.00	Horizontal	Horizontal	Pass
1879.280	-39.15	-0.02	-13.0	26.15	252.80	Horizontal	Horizontal	N.A
1959.760	-41.27	0.20	-13.0	28.27	360.00	Horizontal	Horizontal	N.A
6901.775	-29.56	24.40	-13.0	16.56	66.00	Horizontal	Horizontal	Pass

RSE-V 1.4wid 30MHz-10GHz MID

RSE Test case_CE FCC_FCC PART22&24&27_FCC PART 24_1900_GSM 1900&WCDMA B2&CDMA BC1<E B2&25



Frequency (MHz)	Result (dBm)	Factor (dB)	PK Limit (dBm)	Margin (dB)	Table (o)	ANT	EUT	Verdict
161.402	-67.65	-17.10	-13.0	54.65	49.00	Vertical	Horizontal	Pass
241.650	-67.91	-4.80	-13.0	54.91	331.00	Vertical	Horizontal	Pass
658.888	-69.43	-0.87	-13.0	56.43	238.00	Vertical	Horizontal	Pass
1879.280	-50.69	-0.02	-13.0	37.69	66.00	Vertical	Horizontal	N.A
1959.260	-35.04	0.20	-13.0	22.04	296.00	Vertical	Horizontal	N.A
6749.813	-29.30	26.03	-13.0	16.30	115.00	Vertical	Horizontal	Pass

RSE-H 1.4wid 10-18GHz MID

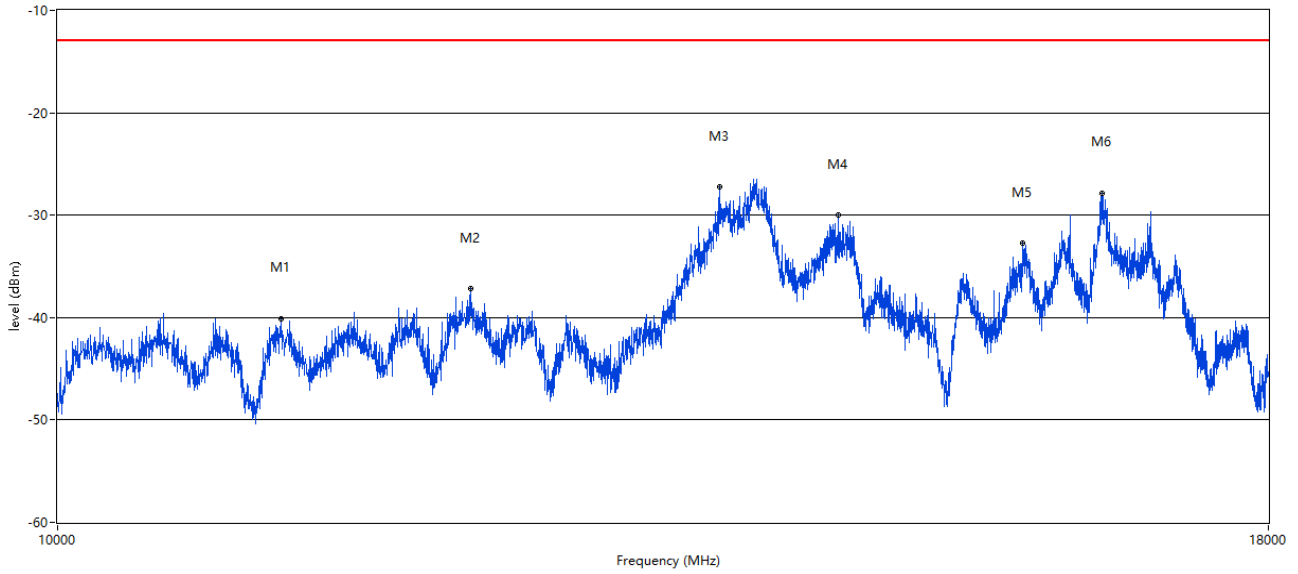
RSE Test case_CE FCC_FCC PART22&24&27_FCC LTE WCDMA B2 10-18G



Frequency (MHz)	Result (dBm)	Factor (dB)	PK Limit (dBm)	Margin (dB)	Table (o)	ANT	EUT	Verdict
10787.803	-41.43	18.75	-13.0	28.43	344.00	Horizontal	Horizontal	Pass
12155.461	-38.29	20.15	-13.0	25.29	23.00	Horizontal	Horizontal	Pass
14054.986	-28.11	32.70	-13.0	15.11	258.00	Horizontal	Horizontal	Pass
14568.858	-32.88	27.57	-13.0	19.88	338.00	Horizontal	Horizontal	Pass
15992.502	-34.68	24.94	-13.0	21.68	82.00	Horizontal	Horizontal	Pass
16600.350	-30.76	30.35	-13.0	17.76	169.00	Horizontal	Horizontal	Pass

RSE-V 1.4wid 10-18GHz MID

RSE Test case_CE FCC_FCC PART22&24&27_FCC LTE & WCDMA 10-18G

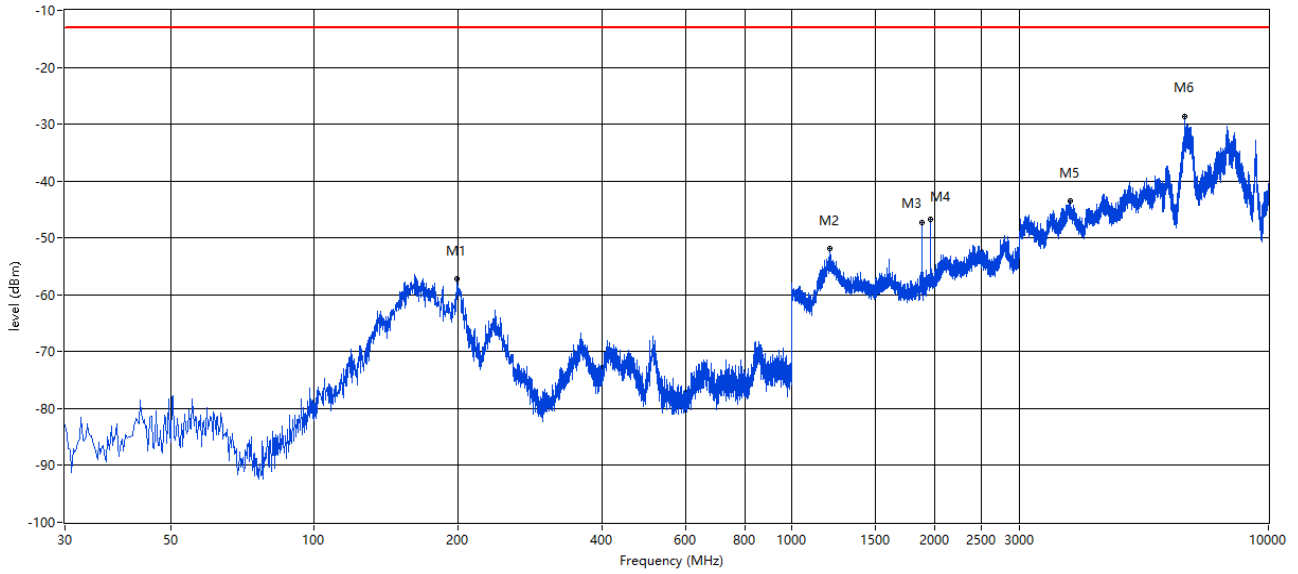


Frequency (MHz)	Result (dBm)	Factor (dB)	PK Limit (dBm)	Margin (dB)	Table (o)	ANT	EUT	Verdict
11143.714	-40.08	18.73	-13.0	27.08	352.00	Vertical	Horizontal	Pass
12223.444	-37.22	20.57	-13.0	24.22	64.00	Vertical	Horizontal	Pass
13789.053	-27.21	29.96	-13.0	14.21	214.00	Vertical	Horizontal	Pass
14604.849	-29.98	27.73	-13.0	16.98	290.00	Vertical	Horizontal	Pass
15974.506	-32.72	24.43	-13.0	19.72	239.00	Vertical	Horizontal	Pass
16600.350	-27.83	30.35	-13.0	14.83	236.00	Vertical	Horizontal	Pass

9.2 LTE Band 2 Bandwidth 3MHz, Middle Channel

RSE-H 3wid 30MHz-10GHz MID

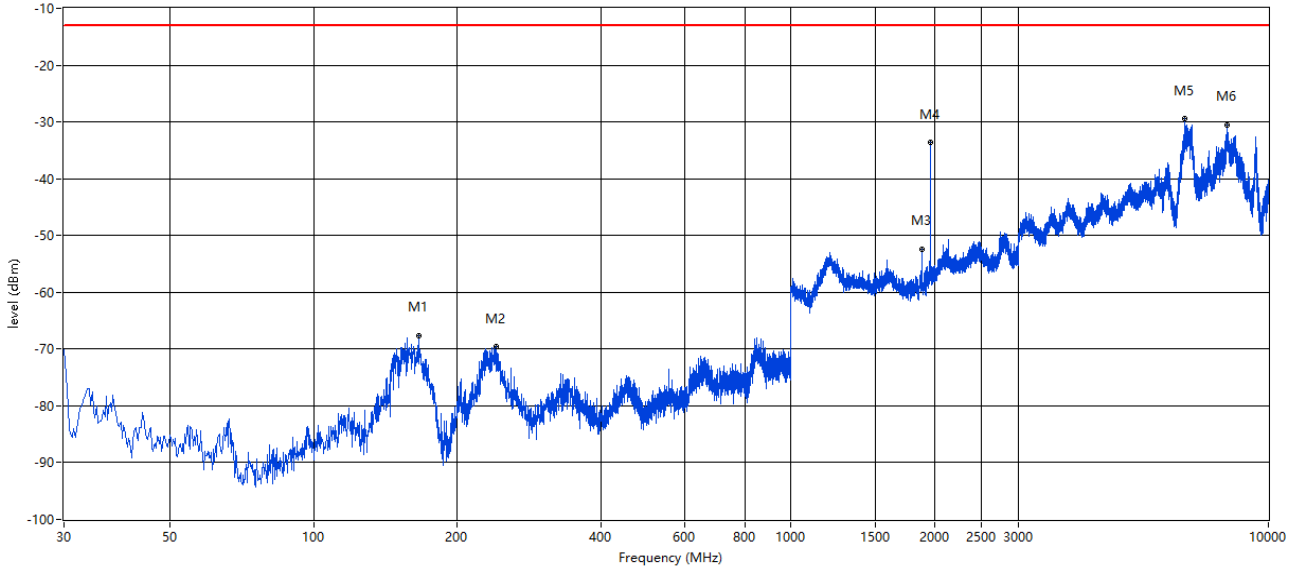
RSE Test case_CE FCC_FCC PART22&24&27_FCC PART 24_1900_GSM 1900&WCDMA B2&CDMA BC1<E B2&25



Frequency (MHz)	Result (dBm)	Factor (dB)	PK Limit (dBm)	Margin (dB)	Table (o)	ANT	EUT	Verdict
198.980	-57.13	-10.84	-13.0	44.13	72.00	Horizontal	Horizontal	Pass
1201.950	-51.95	3.90	-13.0	38.95	288.00	Horizontal	Horizontal	Pass
1879.280	-47.33	-0.02	-13.0	34.33	162.00	Horizontal	Horizontal	N.A
1959.760	-46.68	0.20	-13.0	33.68	321.00	Horizontal	Horizontal	N.A
3847.288	-43.54	11.81	-13.0	30.54	59.00	Horizontal	Horizontal	Pass
6687.828	-28.58	25.70	-13.0	15.58	143.00	Horizontal	Horizontal	Pass

RSE-V 3wid 30MHz-10GHz MID

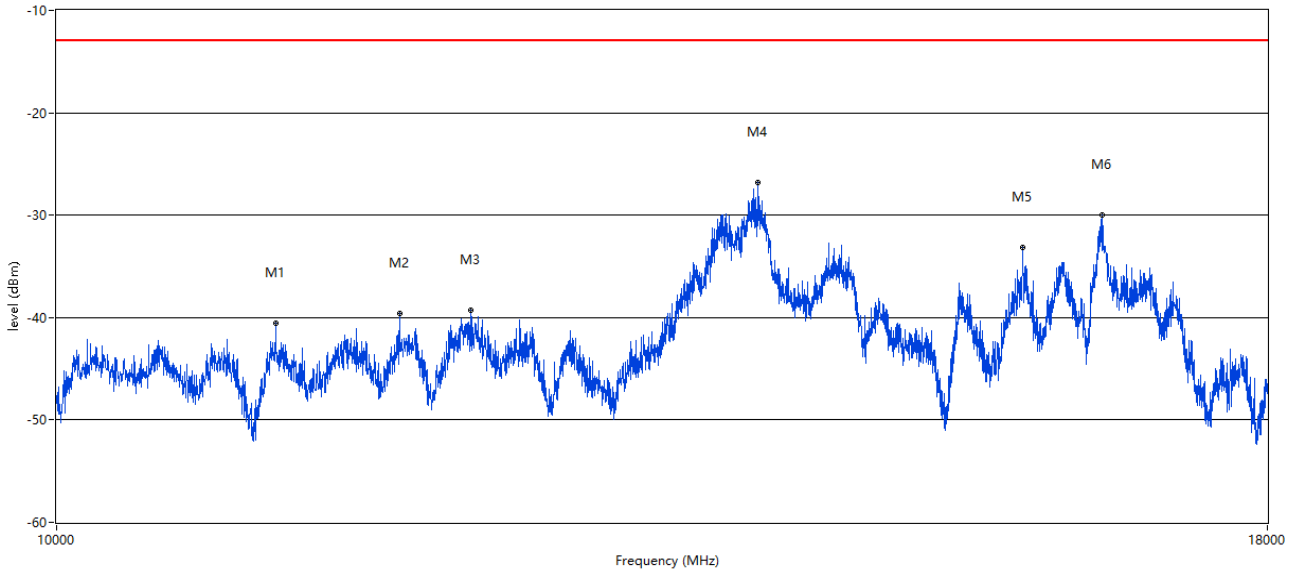
RSE Test case_CE FCC_FCC PART22&24&27_FCC PART 24_1900_GSM 1900&WCDMA B2&CDMA BC1<E B2&25



Frequency (MHz)	Result (dBm)	Factor (dB)	PK Limit (dBm)	Margin (dB)	Table (o)	ANT	EUT	Verdict
165.766	-67.65	-17.21	-13.0	54.65	86.00	Vertical	Horizontal	Pass
240.680	-69.51	-4.55	-13.0	56.51	238.00	Vertical	Horizontal	Pass
1879.780	-52.46	-0.01	-13.0	39.46	54.00	Vertical	Horizontal	N.A
1959.760	-33.59	0.20	-13.0	20.59	61.00	Vertical	Horizontal	N.A
6691.827	-29.47	25.86	-13.0	16.47	313.00	Vertical	Horizontal	Pass
8196.451	-30.64	28.00	-13.0	17.64	84.00	Vertical	Horizontal	Pass

RSE-H 3wid 10-18GHz MID

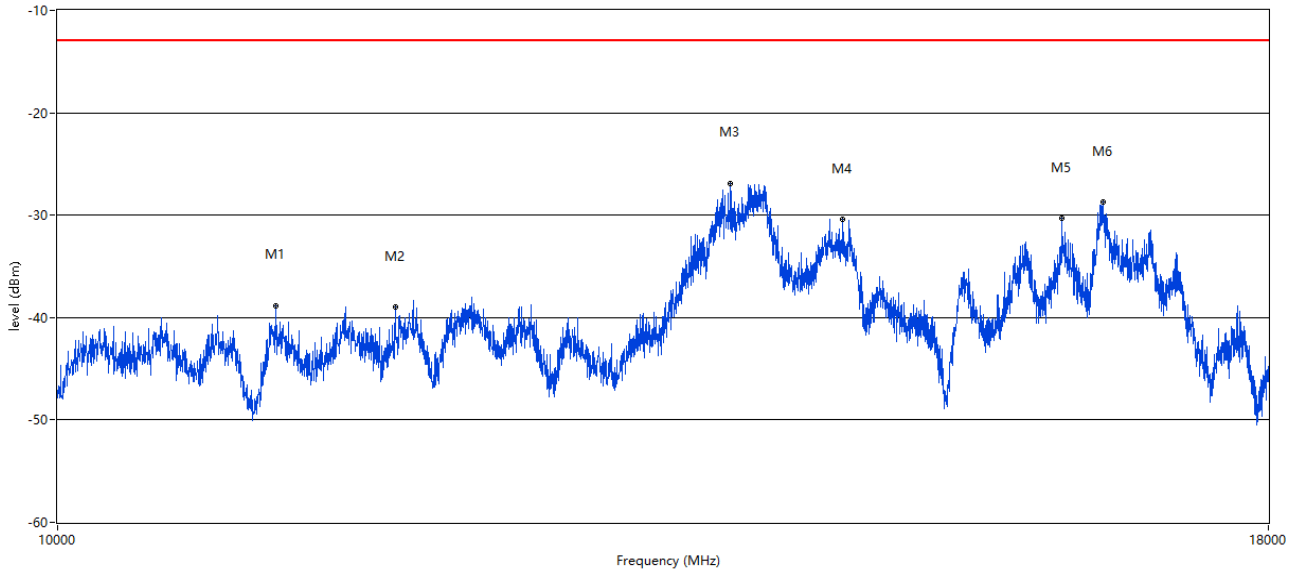
RSE Test case_CE FCC_FCC PART22&24&27_FCC LTE WCDMA B2 10-18G



Frequency (MHz)	Result (dBm)	Factor (dB)	PK Limit (dBm)	Margin (dB)	Table (o)	ANT	EUT	Verdict
11121.720	-40.52	19.11	-13.0	27.52	38.00	Horizontal	Horizontal	Pass
11811.547	-39.58	18.98	-13.0	26.58	170.00	Horizontal	Horizontal	Pass
12227.443	-39.32	20.55	-13.0	26.32	263.00	Horizontal	Horizontal	Pass
14052.987	-26.80	32.70	-13.0	13.80	116.00	Horizontal	Horizontal	Pass
15986.503	-33.17	24.77	-13.0	20.17	136.00	Horizontal	Horizontal	Pass
16612.347	-29.97	29.88	-13.0	16.97	325.00	Horizontal	Horizontal	Pass

RSE-V 3wid 10-18GHz MID

RSE Test case_CE FCC_FCC PART22&24&27_FCC LTE & WCDMA 10-18G

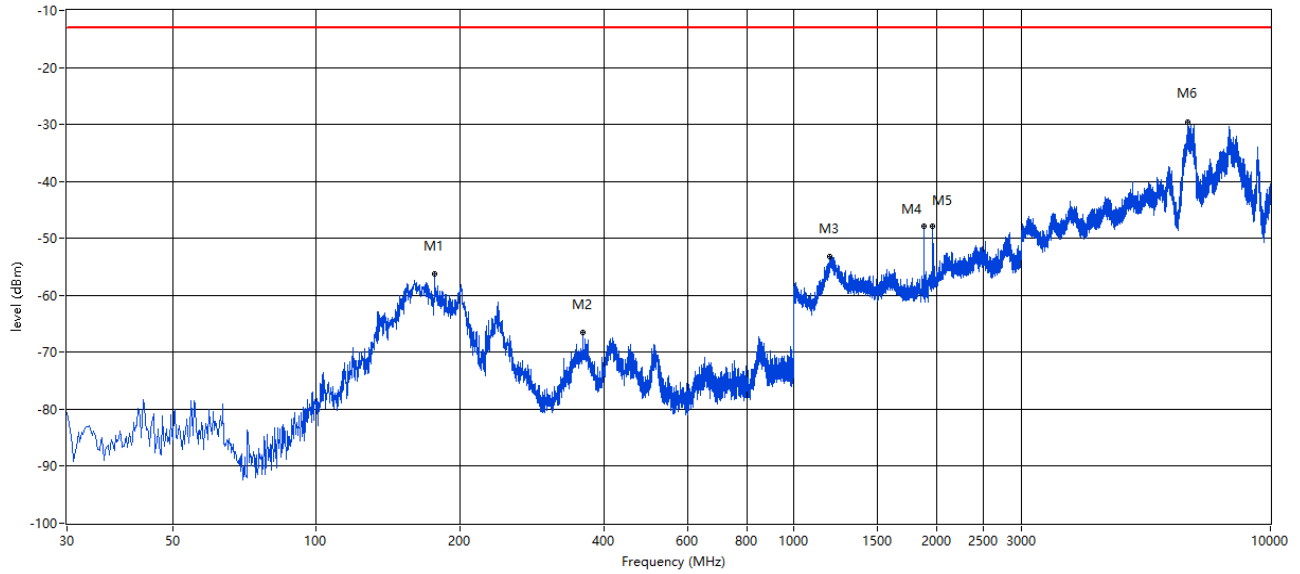


Frequency (MHz)	Result (dBm)	Factor (dB)	PK Limit (dBm)	Margin (dB)	Table (o)	ANT	EUT	Verdict
11119.720	-38.85	19.14	-13.0	25.85	159.00	Vertical	Horizontal	Pass
11781.555	-39.01	18.39	-13.0	26.01	185.00	Vertical	Horizontal	Pass
13865.034	-26.88	30.16	-13.0	13.88	222.00	Vertical	Horizontal	Pass
14640.840	-30.39	28.18	-13.0	17.39	181.00	Vertical	Horizontal	Pass
16282.429	-30.28	26.34	-13.0	17.28	224.00	Vertical	Horizontal	Pass
16614.346	-28.74	29.80	-13.0	15.74	234.00	Vertical	Horizontal	Pass

9.3 LTE Band 2 Bandwidth 5MHz, Middle Channel

RSE-H 5wid 30MHz-10GHz MID

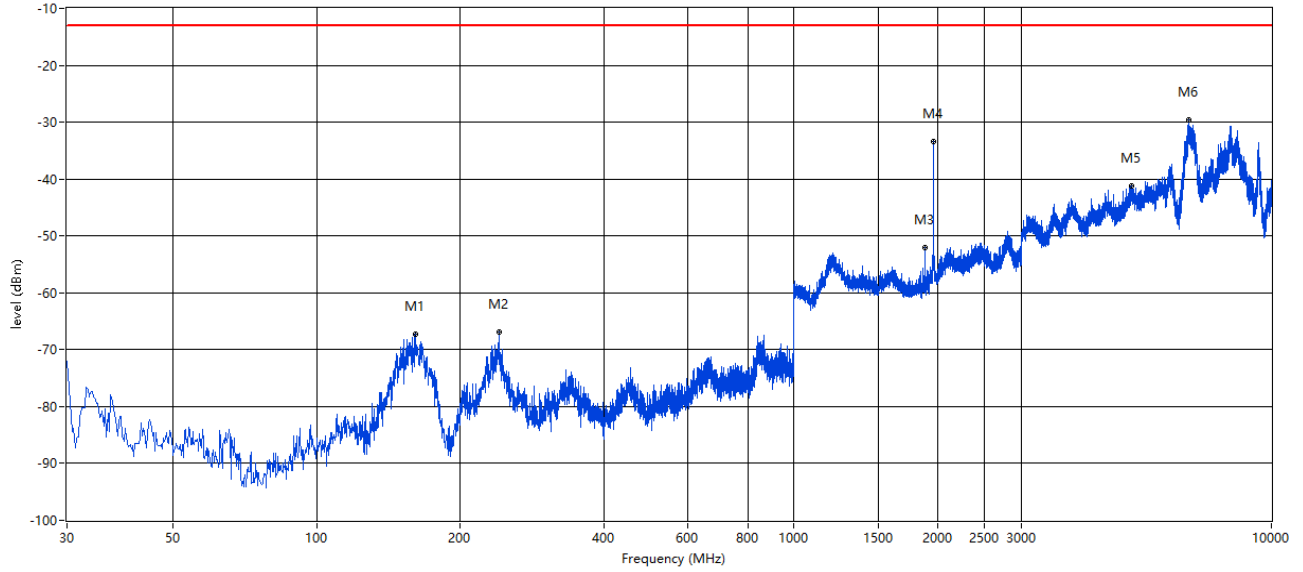
RSE Test case_CE FCC_FCC PART22&24&27_FCC PART 24_1900_GSM 1900&WCDMA B2&CDMA BC1<E B2&25



Frequency (MHz)	Result (dBm)	Factor (dB)	PK Limit (dBm)	Margin (dB)	Table (o)	ANT	EUT	Verdict
176.918	-56.27	-18.04	-13.0	43.27	134.00	Horizontal	Horizontal	Pass
362.384	-66.56	-10.44	-13.0	53.56	84.00	Horizontal	Horizontal	Pass
1192.452	-53.21	3.50	-13.0	40.21	130.00	Horizontal	Horizontal	Pass
1878.780	-47.92	-0.02	-13.0	34.92	305.00	Horizontal	Horizontal	N.A
1958.760	-47.87	0.20	-13.0	34.87	205.00	Horizontal	Horizontal	N.A
6712.822	-29.52	26.14	-13.0	16.52	271.00	Horizontal	Horizontal	Pass

RSE-V 5wid 30MHz-10GHz MID

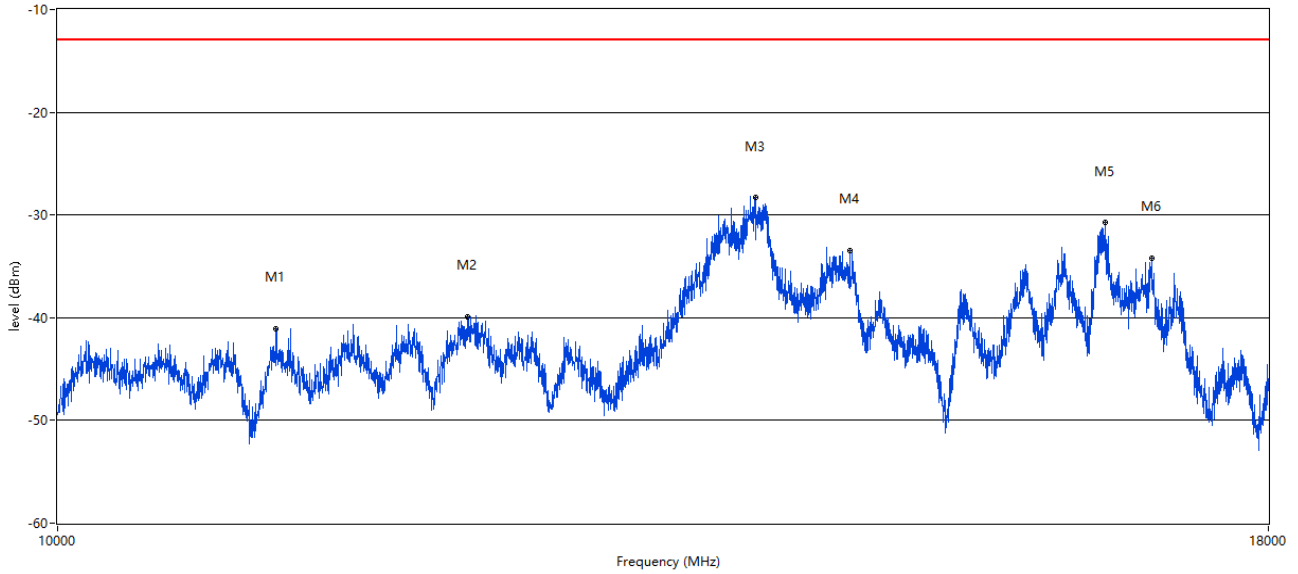
RSE Test case_CE FCC_FCC PART22&24&27_FCC PART 24_1900_GSM 1900&WCDMA B2&CDMA BC1<E B2&25



Frequency (MHz)	Result (dBm)	Factor (dB)	PK Limit (dBm)	Margin (dB)	Table (o)	ANT	EUT	Verdict
160.917	-67.28	-17.10	-13.0	54.28	247.00	Vertical	Horizontal	Pass
241.407	-66.92	-4.74	-13.0	53.92	313.00	Vertical	Horizontal	Pass
1879.280	-51.96	-0.02	-13.0	38.96	36.00	Vertical	Horizontal	N.A
1960.260	-33.41	0.21	-13.0	20.41	76.00	Vertical	Horizontal	N.A
5100.975	-41.29	15.40	-13.0	28.29	68.00	Vertical	Horizontal	Pass
6721.820	-29.66	26.12	-13.0	16.66	0.00	Vertical	Horizontal	Pass

RSE-H 5wid 10-18GHz MID

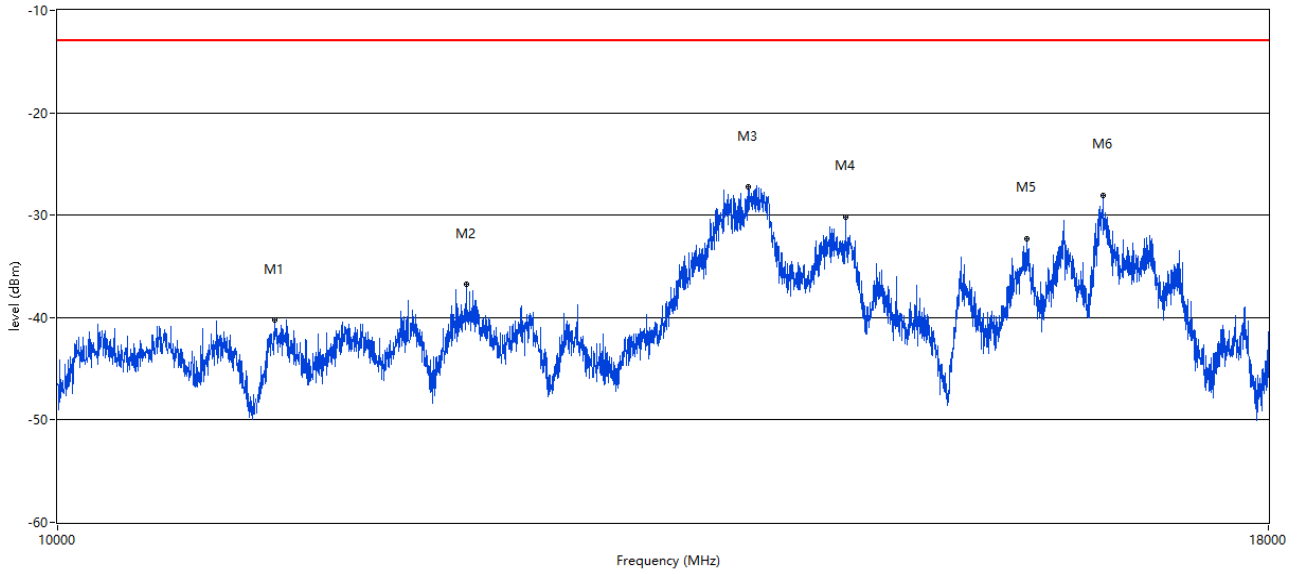
RSE Test case_CE FCC_FCC PART2&24&27_FCC LTE WCDMA B2 10-18G



Frequency (MHz)	Result (dBm)	Factor (dB)	PK Limit (dBm)	Margin (dB)	Table (o)	ANT	EUT	Verdict
11119.720	-41.08	19.14	-13.0	28.08	86.00	Horizontal	Horizontal	Pass
12199.450	-39.87	20.70	-13.0	26.87	134.00	Horizontal	Horizontal	Pass
14030.992	-28.24	32.66	-13.0	15.24	237.00	Horizontal	Horizontal	Pass
14690.827	-33.52	28.81	-13.0	20.52	147.00	Horizontal	Horizontal	Pass
16626.343	-30.73	29.33	-13.0	17.73	290.00	Horizontal	Horizontal	Pass
17006.248	-34.18	27.14	-13.0	21.18	93.00	Horizontal	Horizontal	Pass

RSE-V 5wid 10-18GHz MID

RSE Test case_CE FCC_FCC PART22&24&27_FCC LTE & WCDMA 10-18G

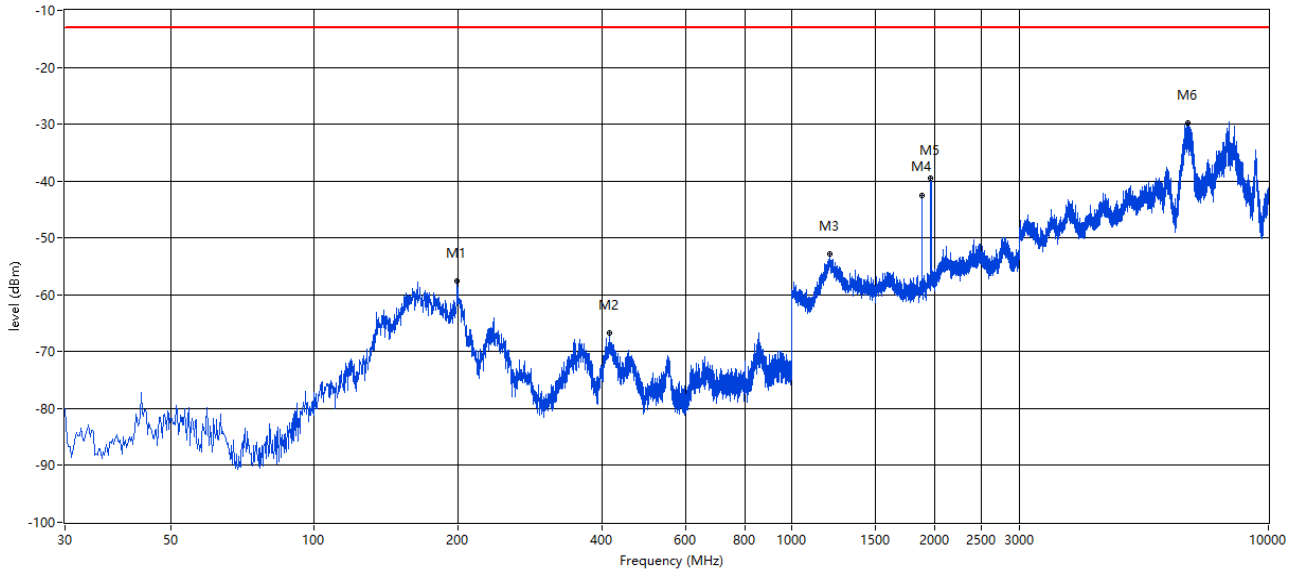


Frequency (MHz)	Result (dBm)	Factor (dB)	PK Limit (dBm)	Margin (dB)	Table (o)	ANT	EUT	Verdict
11113.722	-40.28	19.25	-13.0	27.28	317.00	Vertical	Horizontal	Pass
12193.452	-36.78	20.62	-13.0	23.78	269.00	Vertical	Horizontal	Pass
13985.004	-27.21	32.24	-13.0	14.21	287.00	Vertical	Horizontal	Pass
14658.835	-30.19	28.41	-13.0	17.19	8.00	Vertical	Horizontal	Pass
16004.499	-32.30	24.91	-13.0	19.30	183.00	Vertical	Horizontal	Pass
16610.347	-28.03	29.95	-13.0	15.03	204.00	Vertical	Horizontal	Pass

9.4 LTE Band 2 Bandwidth 10MHz, Middle Channel

RSE-H 10wid 30MHz-10GHz MID

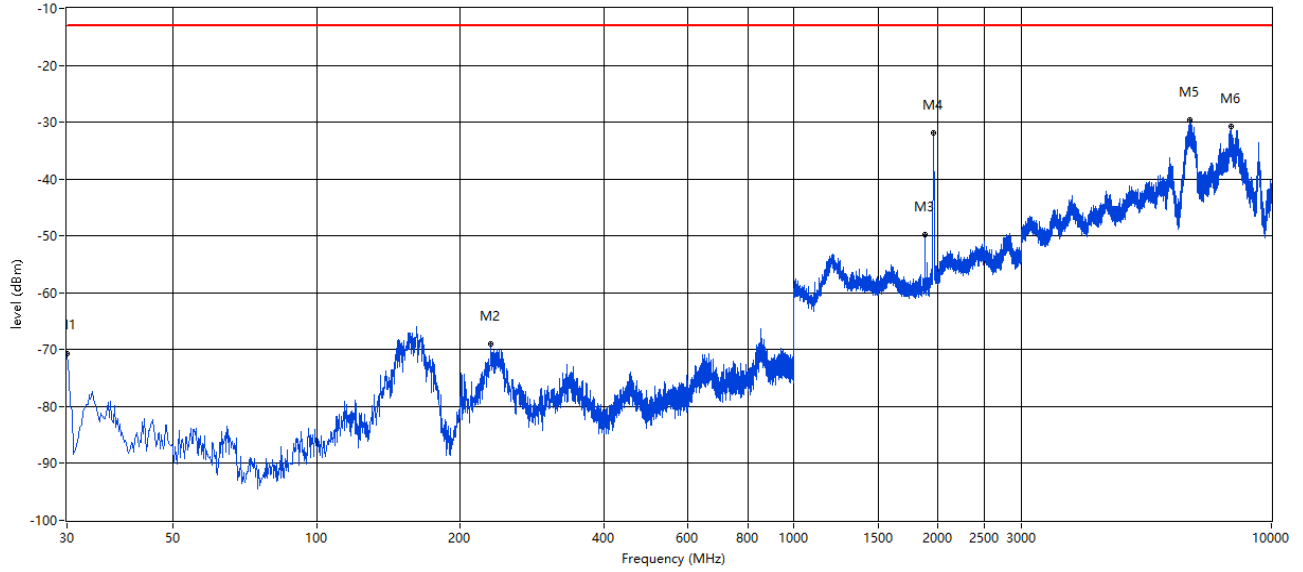
RSE Test case_CE FCC_FCC PART22&24&27_FCC PART 24_1900_GSM 1900&WCDMA B2&CDMA BC1<E B2&25



Frequency (MHz)	Result (dBm)	Factor (dB)	PK Limit (dBm)	Margin (dB)	Table (o)	ANT	EUT	Verdict
199.465	-57.57	-10.38	-13.0	44.57	263.00	Horizontal	Horizontal	Pass
414.994	-66.78	-9.22	-13.0	53.78	94.00	Horizontal	Horizontal	Pass
1203.949	-52.82	3.81	-13.0	39.82	64.00	Horizontal	Horizontal	Pass
1879.780	-42.50	-0.01	-13.0	29.50	288.00	Horizontal	Horizontal	N.A
1959.760	-39.54	0.20	-13.0	26.54	105.00	Horizontal	Horizontal	N.A
6764.809	-29.73	25.98	-13.0	16.73	99.00	Horizontal	Horizontal	Pass

RSE-V 10wid 30MHz-10GHz MID

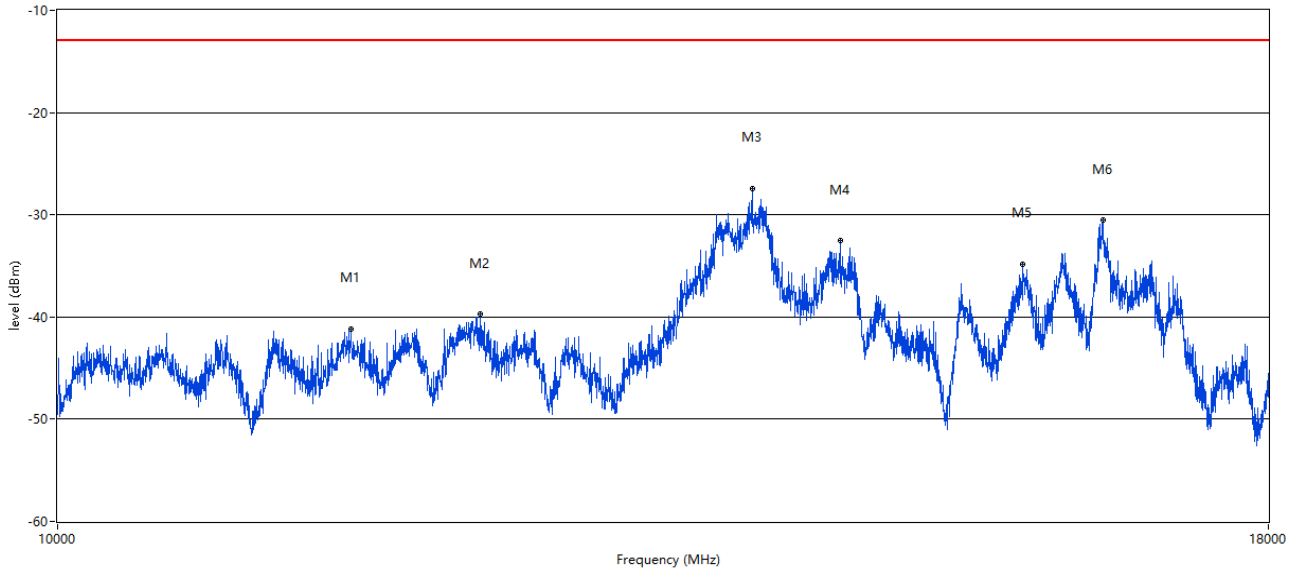
RSE Test case_CE FCC_FCC PART22&24&27_FCC PART 24_1900_GSM 1900&WCDMA B2&CDMA BC1<E B2&25



Frequency (MHz)	Result (dBm)	Factor (dB)	PK Limit (dBm)	Margin (dB)	Table (o)	ANT	EUT	Verdict
30.000	-70.61	-13.40	-13.0	57.61	36.00	Vertical	Horizontal	Pass
231.467	-69.05	-7.74	-13.0	56.05	26.00	Vertical	Horizontal	Pass
1879.780	-49.82	-0.01	-13.0	36.82	106.00	Vertical	Horizontal	N.A
1958.260	-31.87	0.20	-13.0	18.87	332.00	Vertical	Horizontal	N.A
6736.816	-29.52	26.07	-13.0	16.52	41.00	Vertical	Horizontal	Pass
8246.438	-30.79	27.01	-13.0	17.79	188.00	Vertical	Horizontal	Pass

RSE-H 10wid 10-18GHz MID

RSE Test case_CE FCC_FCC PART22&24&27_FCC LTE WCDMA B2 10-18G



Frequency (MHz)	Result (dBm)	Factor (dB)	PK Limit (dBm)	Margin (dB)	Table (o)	ANT	EUT	Verdict
11531.617	-41.19	19.58	-13.0	28.19	318.00	Horizontal	Horizontal	Pass
12275.431	-39.70	20.28	-13.0	26.70	3.00	Horizontal	Horizontal	Pass
14008.998	-27.41	32.63	-13.0	14.41	349.00	Horizontal	Horizontal	Pass
14624.844	-32.51	27.98	-13.0	19.51	100.00	Horizontal	Horizontal	Pass
15978.505	-34.81	24.54	-13.0	21.81	7.00	Horizontal	Horizontal	Pass
16614.346	-30.53	29.80	-13.0	17.53	326.00	Horizontal	Horizontal	Pass

RSE-V 10wid 10-18GHz MID

RSE Test case_CE FCC_FCC PART2&24&27_FCC LTE & WCDMA 10-18G

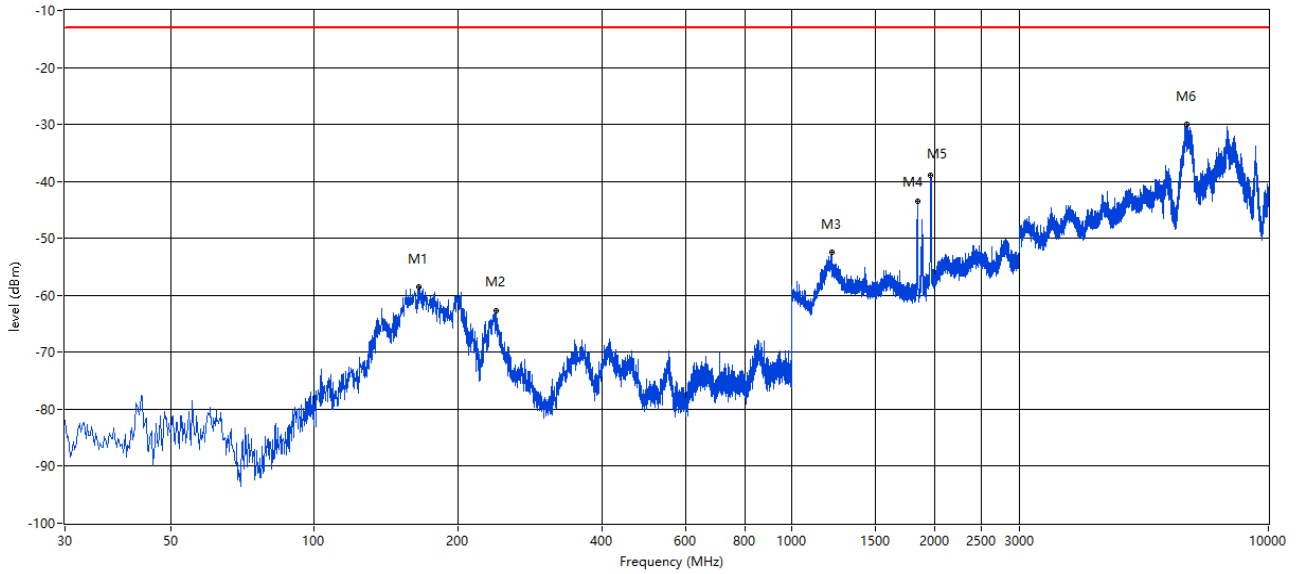


Frequency (MHz)	Result (dBm)	Factor (dB)	PK Limit (dBm)	Margin (dB)	Table (o)	ANT	EUT	Verdict
11117.721	-39.39	19.18	-13.0	26.39	238.00	Vertical	Horizontal	Pass
12227.443	-37.06	20.55	-13.0	24.06	143.00	Vertical	Horizontal	Pass
14060.985	-25.44	32.71	-13.0	12.44	248.00	Vertical	Horizontal	Pass
14592.852	-30.55	27.65	-13.0	17.55	273.00	Vertical	Horizontal	Pass
16292.427	-31.16	26.80	-13.0	18.16	72.00	Vertical	Horizontal	Pass
16608.348	-28.15	30.03	-13.0	15.15	162.00	Vertical	Horizontal	Pass

9.5 LTE Band 2 Bandwidth 15MHz, Middle Channel

RSE-H 15wid 30MHz-10GHz MID

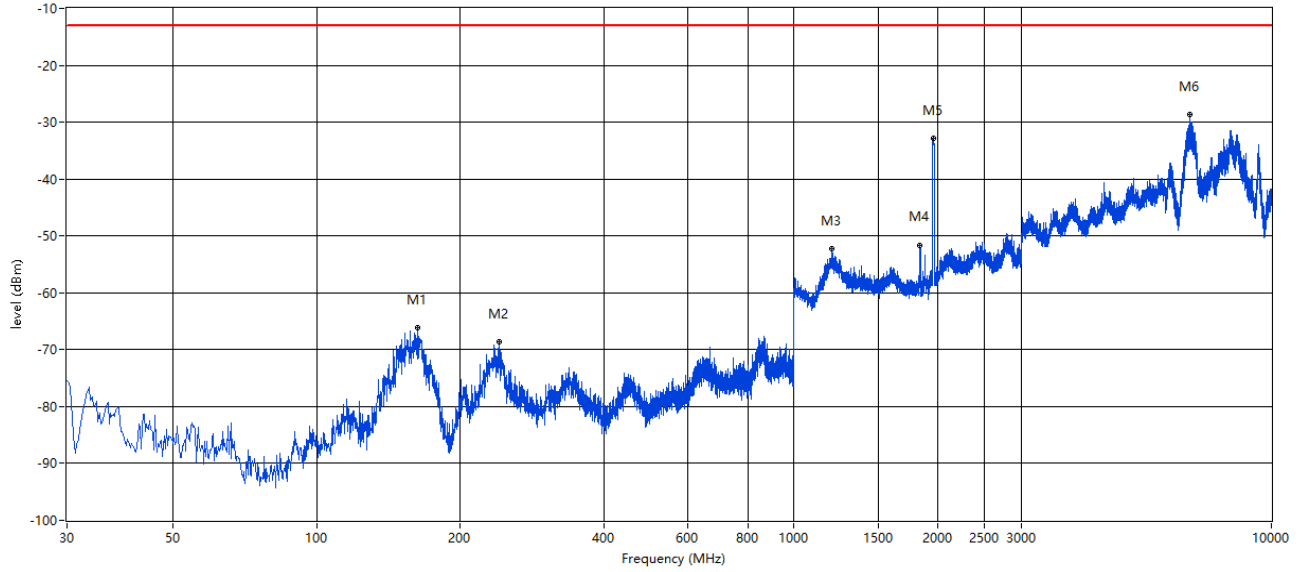
RSE Test case_CE FCC_FCC PART22&24&27_FCC PART 24_1900_GSM 1900&WCDMA B2&CDMA BC1<E B2&25



Frequency (MHz)	Result (dBm)	Factor (dB)	PK Limit (dBm)	Margin (dB)	Table (o)	ANT	EUT	Verdict
165.766	-58.54	-17.21	-13.0	45.54	238.00	Horizontal	Horizontal	Pass
239.953	-62.75	-4.39	-13.0	49.75	235.00	Horizontal	Horizontal	Pass
1213.947	-52.35	3.31	-13.0	39.35	210.00	Horizontal	Horizontal	Pass
1838.790	-43.50	-0.33	-13.0	30.50	95.00	Horizontal	Horizontal	N.A
1956.761	-38.93	0.20	-13.0	25.93	230.00	Horizontal	Horizontal	N.A
6748.813	-30.02	26.03	-13.0	17.02	26.00	Horizontal	Horizontal	Pass

RSE-V 15wid 30MHz-10GHz MID

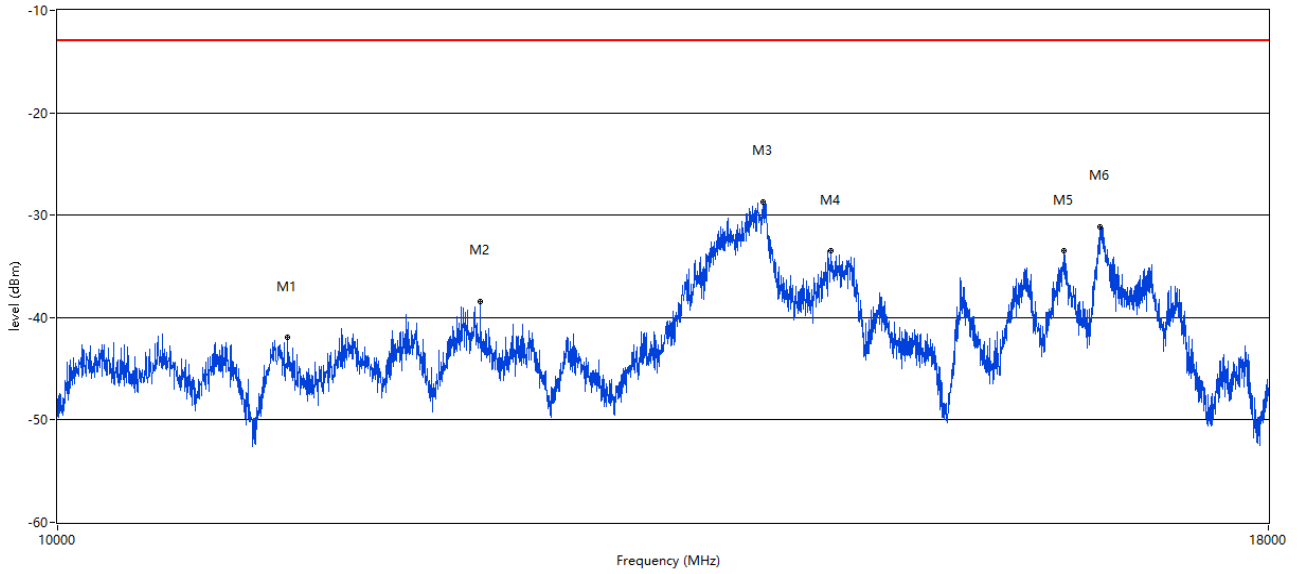
RSE Test case_CE FCC_FCC PART22&24&27_FCC PART 24_1900_GSM 1900&WCDMA B2&CDMA BC1<E B2&25



Frequency (MHz)	Result (dBm)	Factor (dB)	PK Limit (dBm)	Margin (dB)	Table (o)	ANT	EUT	Verdict
163.099	-66.17	-17.11	-13.0	53.17	108.00	Vertical	Horizontal	Pass
240.680	-68.58	-4.55	-13.0	55.58	5.00	Vertical	Horizontal	Pass
1201.950	-52.26	3.90	-13.0	39.26	66.00	Vertical	Horizontal	Pass
1883.290	-51.63	-0.38	-13.0	38.63	108.00	Vertical	Horizontal	N.A
1960.261	-32.86	0.20	-13.0	19.86	32.00	Vertical	Horizontal	N.A
6748.813	-28.64	26.03	-13.0	15.64	224.00	Vertical	Horizontal	Pass

RSE-H 15wid 10-18GHz MID

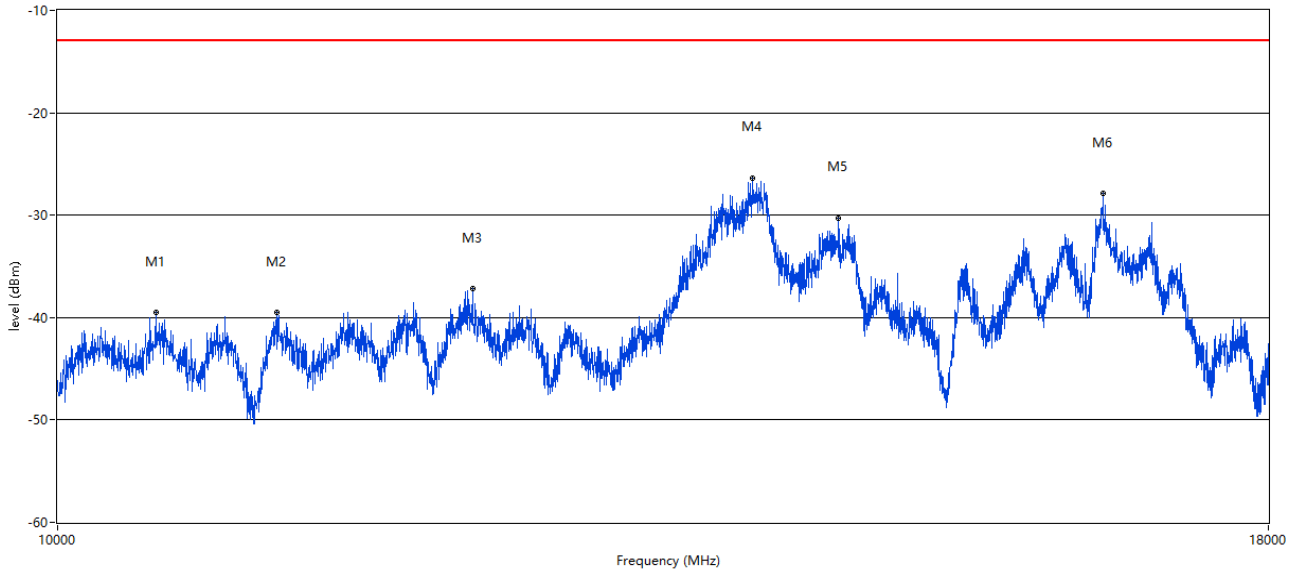
RSE Test case_CE FCC_FCC PART2&24&27_FCC LTE WCDMA B2 10-18G



Frequency (MHz)	Result (dBm)	Factor (dB)	PK Limit (dBm)	Margin (dB)	Table (o)	ANT	EUT	Verdict
11179.705	-41.90	18.11	-13.0	28.90	229.00	Horizontal	Horizontal	Pass
12279.430	-38.40	20.25	-13.0	25.40	328.00	Horizontal	Horizontal	Pass
14080.980	-28.67	32.74	-13.0	15.67	347.00	Horizontal	Horizontal	Pass
14558.860	-33.47	27.53	-13.0	20.47	343.00	Horizontal	Horizontal	Pass
16300.425	-33.41	27.14	-13.0	20.41	66.00	Horizontal	Horizontal	Pass
16584.354	-31.15	28.88	-13.0	18.15	160.00	Horizontal	Horizontal	Pass

RSE-V 15wid 10-18GHz MID

RSE Test case_CE FCC_FCC PART22&24&27_FCC LTE & WCDMA 10-18G

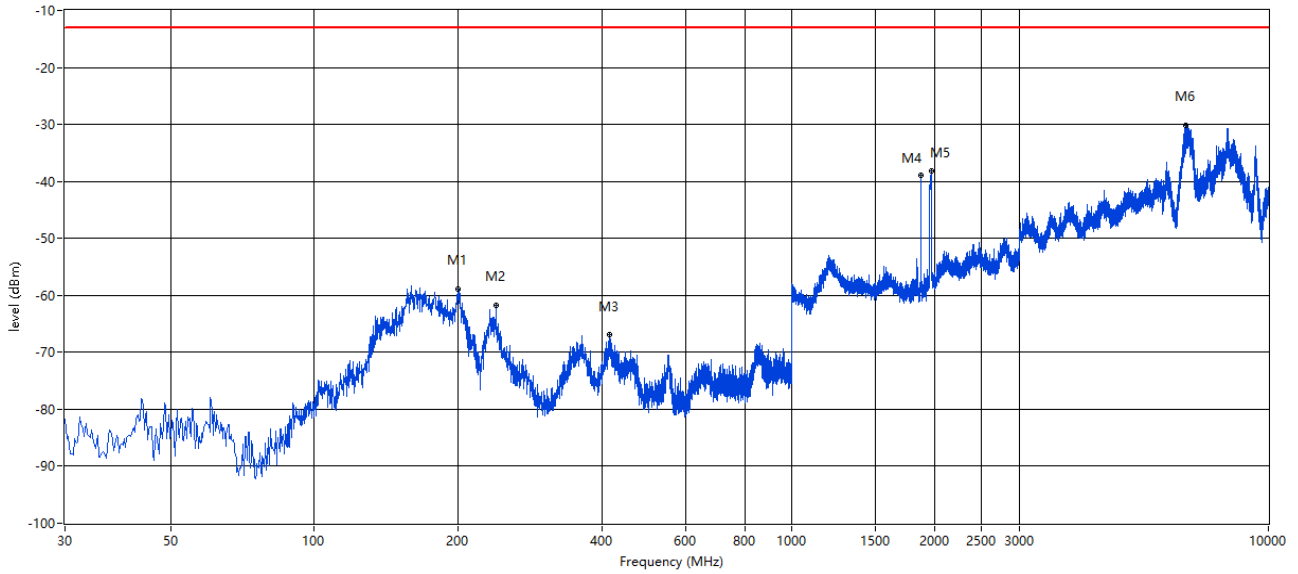


Frequency (MHz)	Result (dBm)	Factor (dB)	PK Limit (dBm)	Margin (dB)	Table (o)	ANT	EUT	Verdict
10489.878	-39.53	18.74	-13.0	26.53	255.00	Vertical	Horizontal	Pass
11121.720	-39.53	19.11	-13.0	26.53	314.00	Vertical	Horizontal	Pass
12231.442	-37.16	20.52	-13.0	24.16	270.00	Vertical	Horizontal	Pass
14012.997	-26.43	32.64	-13.0	13.43	202.00	Vertical	Horizontal	Pass
14610.847	-30.25	27.81	-13.0	17.25	237.00	Vertical	Horizontal	Pass
16612.347	-27.89	29.88	-13.0	14.89	78.00	Vertical	Horizontal	Pass

9.6 LTE Band 2 Bandwidth 20MHz, Middle Channel

RSE-H 20wid 30MHz-10GHz MID

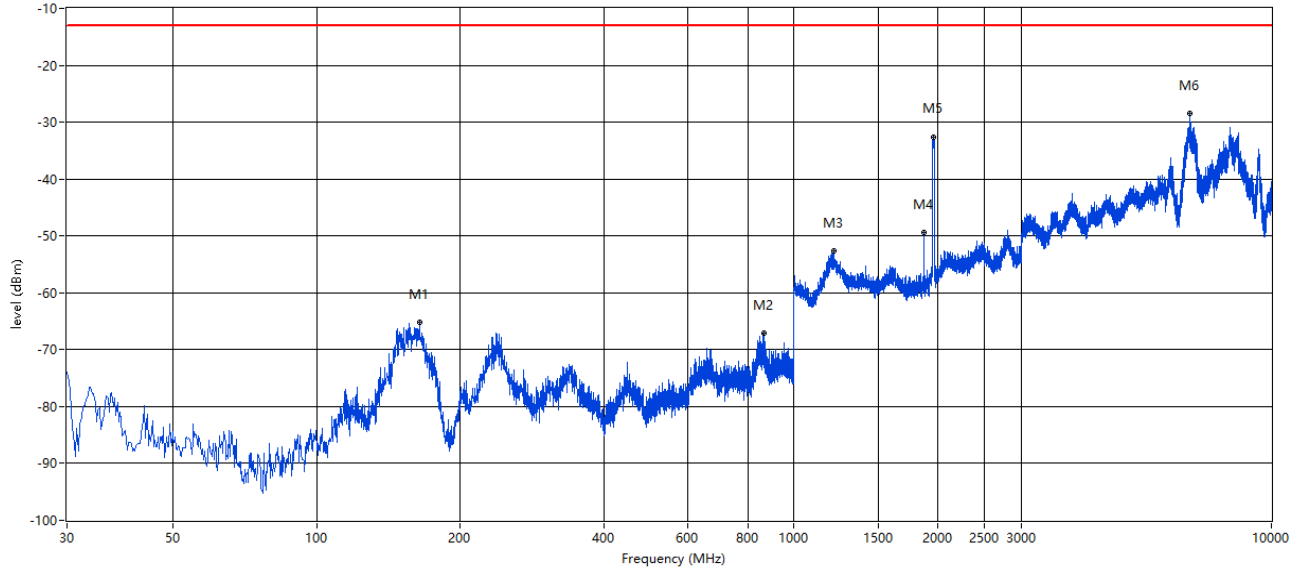
RSE Test case_CE FCC_FCC PART22&24&27_FCC PART 24_1900_GSM 1900&WCDMA B2&CDMA BC1<E B2&25



Frequency (MHz)	Result (dBm)	Factor (dB)	PK Limit (dBm)	Margin (dB)	Table (o)	ANT	EUT	Verdict
199.708	-58.98	-10.16	-13.0	45.98	172.00	Horizontal	Horizontal	Pass
240.437	-61.75	-4.49	-13.0	48.75	153.00	Horizontal	Horizontal	Pass
416.206	-66.92	-9.07	-13.0	53.92	147.00	Horizontal	Horizontal	Pass
1870.782	-38.95	-0.06	-13.0	25.95	80.00	Horizontal	Horizontal	N.A
1963.259	-38.18	0.31	-13.0	25.18	189.00	Horizontal	Horizontal	N.A
6711.822	-30.09	26.15	-13.0	17.09	4.00	Horizontal	Horizontal	Pass

RSE-V 20wid 30MHz-10GHz MID

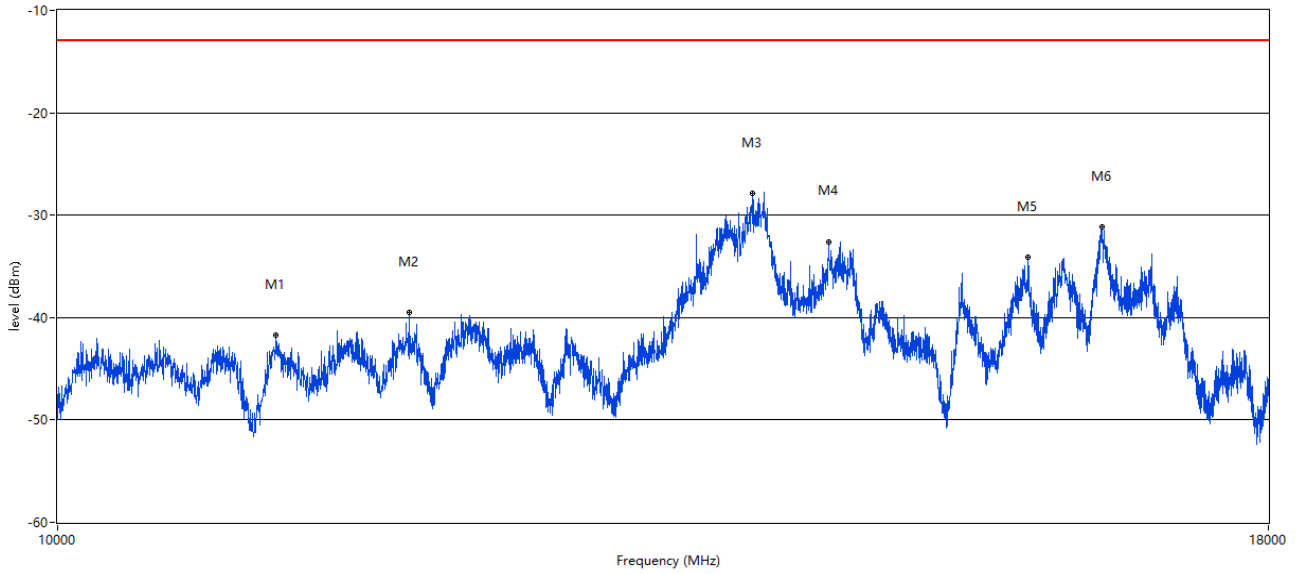
RSE Test case_CE FCC_FCC PART22&24&27_FCC PART 24_1900_GSM 1900&WCDMA B2&CDMA BC1<E B2&25



Frequency (MHz)	Result (dBm)	Factor (dB)	PK Limit (dBm)	Margin (dB)	Table (o)	ANT	EUT	Verdict
164.311	-65.23	-17.12	-13.0	52.23	44.00	Vertical	Horizontal	Pass
865.689	-67.00	2.94	-13.0	54.00	214.00	Vertical	Horizontal	Pass
1213.947	-52.62	3.31	-13.0	39.62	62.00	Vertical	Horizontal	Pass
1880.782	-49.39	-0.06	-13.0	36.39	8.00	Vertical	Horizontal	N.A
1959.261	-32.62	0.20	-13.0	19.62	108.00	Vertical	Horizontal	N.A
6757.811	-28.52	26.00	-13.0	15.52	86.00	Vertical	Horizontal	Pass

RSE-H 20wid 10-18GHz MID

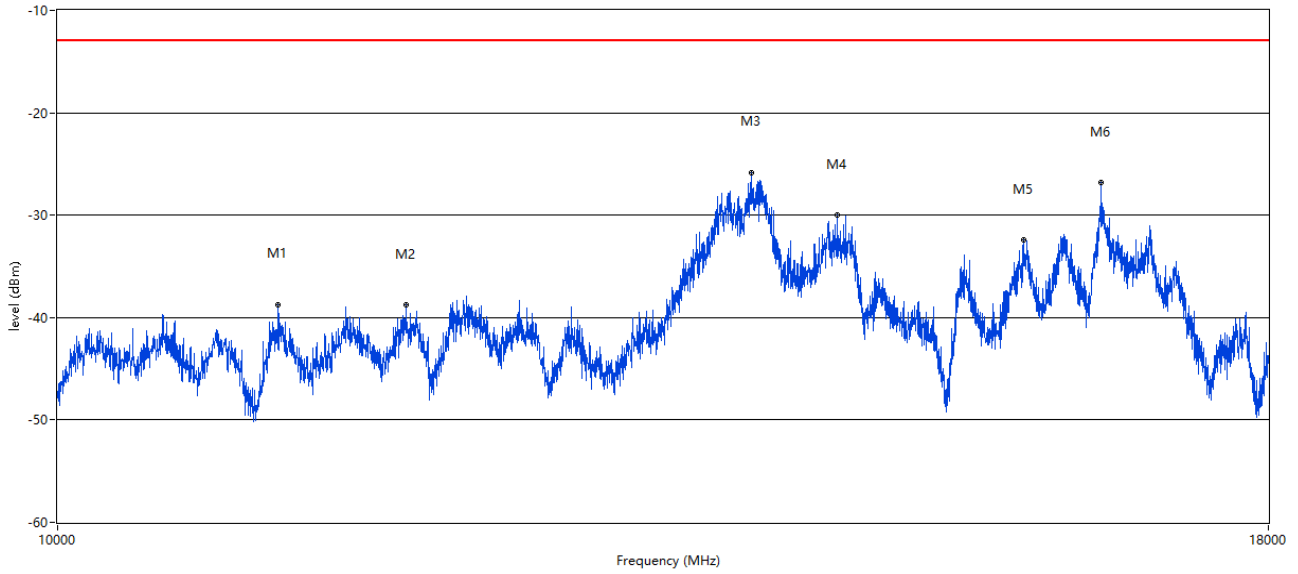
RSE Test case_CE FCC_FCC PART22&24&27_FCC LTE WCDMA B2 10-18G



Frequency (MHz)	Result (dBm)	Factor (dB)	PK Limit (dBm)	Margin (dB)	Table (o)	ANT	EUT	Verdict
11117.721	-41.76	19.18	-13.0	28.76	352.00	Horizontal	Horizontal	Pass
11859.535	-39.54	19.51	-13.0	26.54	12.00	Horizontal	Horizontal	Pass
14010.997	-27.91	32.64	-13.0	14.91	209.00	Horizontal	Horizontal	Pass
14538.865	-32.58	27.47	-13.0	19.58	309.00	Horizontal	Horizontal	Pass
16020.495	-34.08	24.06	-13.0	21.08	36.00	Horizontal	Horizontal	Pass
16602.349	-31.15	30.27	-13.0	18.15	205.00	Horizontal	Horizontal	Pass

RSE-V 20wid 10-18GHz MID

RSE Test case_CE FCC_FCC PART22&24&27_FCC LTE & WCDMA 10-18G



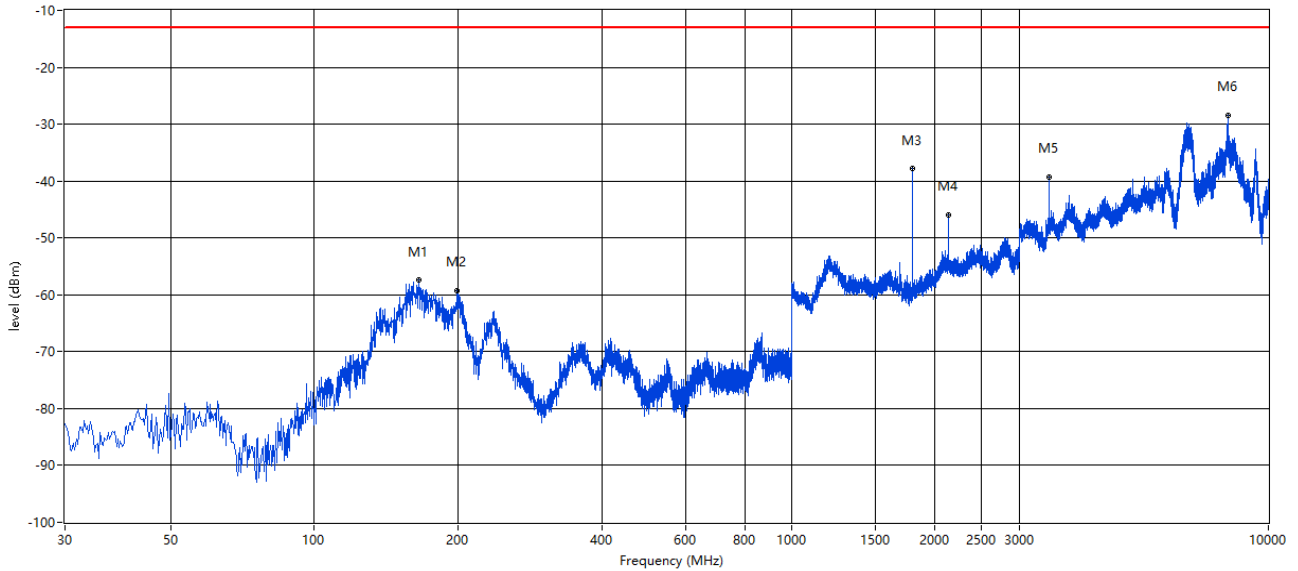
Frequency (MHz)	Result (dBm)	Factor (dB)	PK Limit (dBm)	Margin (dB)	Table (o)	ANT	EUT	Verdict
11131.717	-38.71	18.94	-13.0	25.71	146.00	Vertical	Horizontal	Pass
11843.539	-38.76	19.33	-13.0	25.76	151.00	Vertical	Horizontal	Pass
14006.998	-25.89	32.63	-13.0	12.89	237.00	Vertical	Horizontal	Pass
14600.850	-30.03	27.68	-13.0	17.03	132.00	Vertical	Horizontal	Pass
15982.504	-32.39	24.66	-13.0	19.39	104.00	Vertical	Horizontal	Pass
16594.351	-26.85	29.83	-13.0	13.85	46.00	Vertical	Horizontal	Pass

10 LTE Band 4

10.1 LTE Band 4 Bandwidth 1.4MHz, Middle Channel

RSE-H 1.4wid 30MHz-10GHz MID

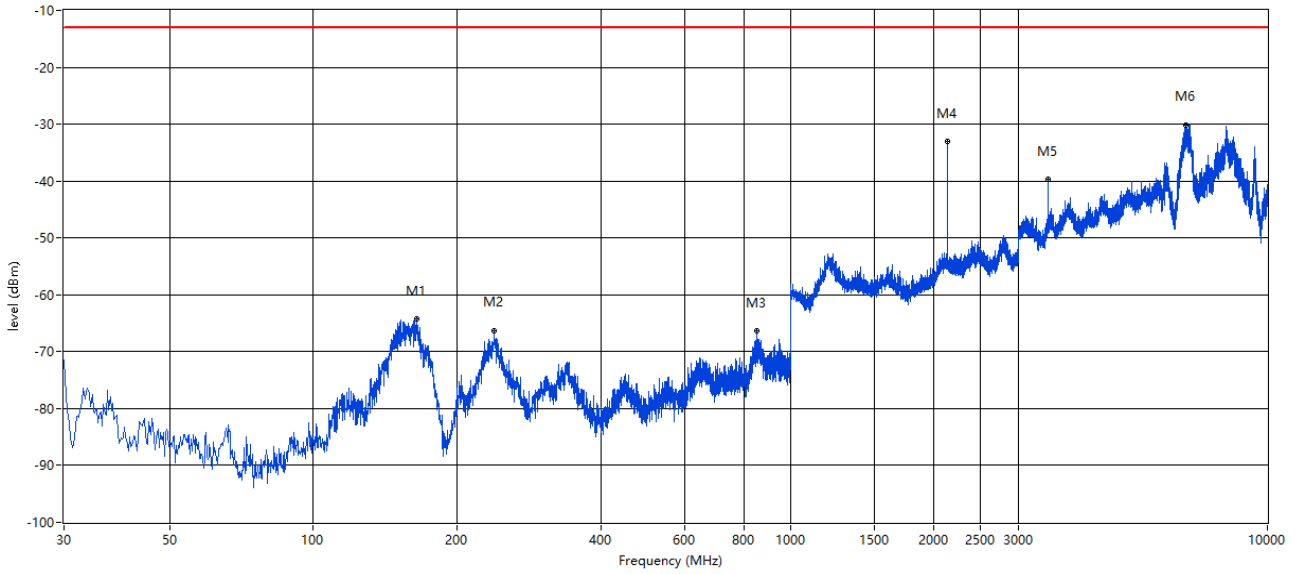
RSE Test case_CE FCC_FCC PART22&24&27_FCC PART 27_1700_WCDMA B4<E B4



Frequency (MHz)	Result (dBm)	Factor (dB)	PK Limit (dBm)	Margin (dB)	Table (o)	ANT	EUT	Verdict
165.281	-57.43	-17.14	-13.0	44.43	255.00	Horizontal	Horizontal	Pass
198.738	-59.20	-11.06	-13.0	46.20	67.00	Horizontal	Horizontal	Pass
1731.802	-37.74	-1.12	-13.0	24.74	354.00	Horizontal	Horizontal	N.A
2132.217	-45.90	3.49	-13.0	32.90	351.00	Horizontal	Horizontal	N.A
3464.884	-39.32	9.76	-13.0	26.32	77.00	Horizontal	Horizontal	Pass
8218.445	-28.52	27.69	-13.0	15.52	36.00	Horizontal	Horizontal	Pass

RSE-V 1.4wid 30MHz-10GHz MID

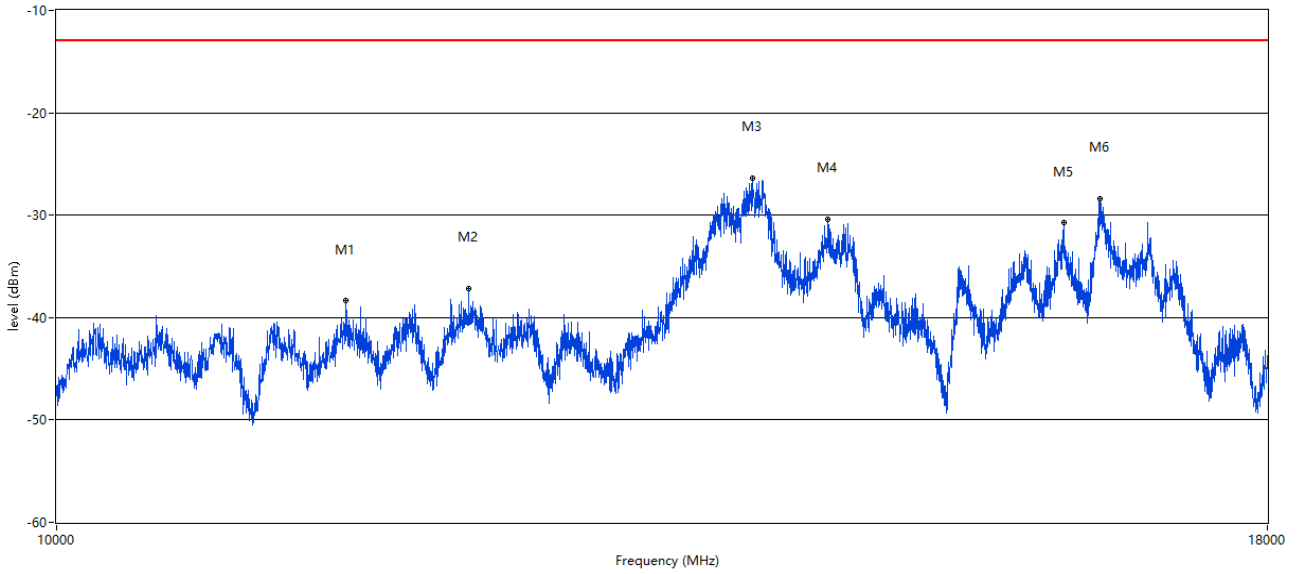
RSE Test case_CE FCC_FCC PART22&24&27_FCC PART 27_1700_WCDMA B4<E B4



Frequency (MHz)	Result (dBm)	Factor (dB)	PK Limit (dBm)	Margin (dB)	Table (o)	ANT	EUT	Verdict
165.039	-64.25	-17.11	-13.0	51.25	121.00	Vertical	Horizontal	Pass
239.468	-66.39	-4.59	-13.0	53.39	348.00	Vertical	Horizontal	Pass
849.203	-66.39	3.74	-13.0	53.39	324.00	Vertical	Horizontal	Pass
2132.217	-33.04	3.49	-13.0	20.04	358.00	Vertical	Horizontal	Pass
3464.884	-39.62	9.76	-13.0	26.62	344.00	Vertical	Horizontal	Pass
6735.816	-30.17	26.07	-13.0	17.17	209.00	Vertical	Horizontal	Pass

RSE-H 1.4wid 10-18GHz MID

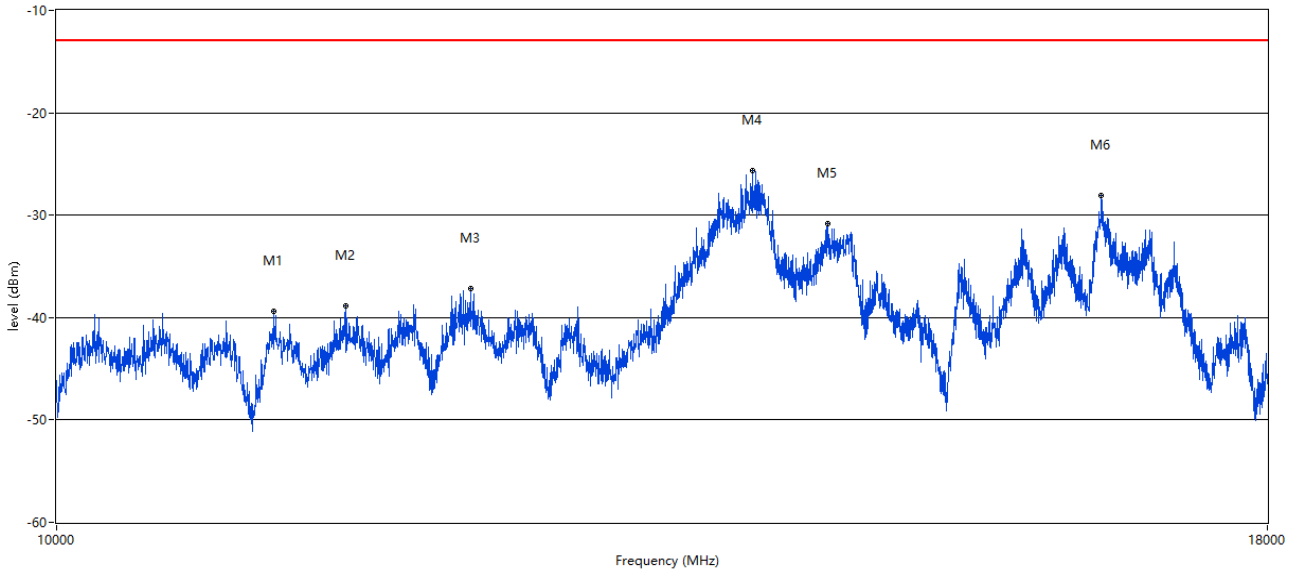
RSE Test case_CE FCC_FCC PART22&24&27_FCC LTE & WCDMA 10-18G



Frequency (MHz)	Result (dBm)	Factor (dB)	PK Limit (dBm)	Margin (dB)	Table (o)	ANT	EUT	Verdict
11507.623	-38.36	20.06	-13.0	25.36	51.00	Horizontal	Horizontal	Pass
12213.447	-37.12	20.63	-13.0	24.12	275.00	Horizontal	Horizontal	Pass
14016.996	-26.35	32.64	-13.0	13.35	148.00	Horizontal	Horizontal	Pass
14542.864	-30.35	27.48	-13.0	17.35	92.00	Horizontal	Horizontal	Pass
16308.423	-30.72	26.80	-13.0	17.72	154.00	Horizontal	Horizontal	Pass
16598.350	-28.34	30.20	-13.0	15.34	206.00	Horizontal	Horizontal	Pass

RSE-V 1.4wid 10-18GHz MID

RSE Test case_CE FCC_FCC PART22&24&27_FCC LTE & WCDMA 10-18G

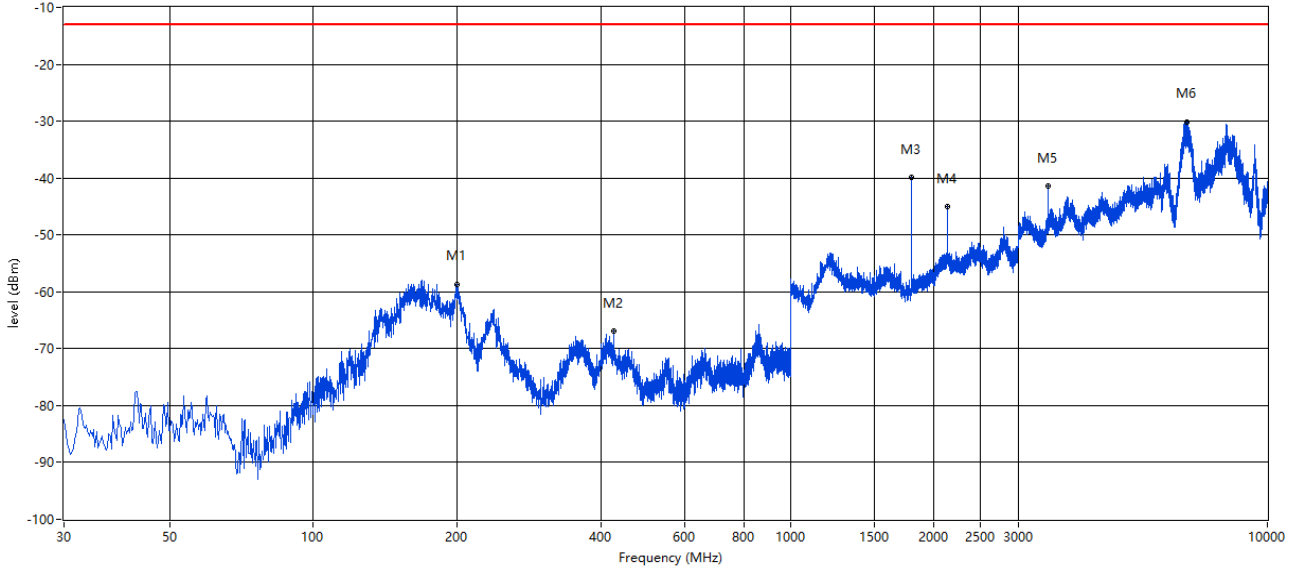


Frequency (MHz)	Result (dBm)	Factor (dB)	PK Limit (dBm)	Margin (dB)	Table (o)	ANT	EUT	Verdict
11113.722	-39.37	19.25	-13.0	26.37	236.00	Vertical	Horizontal	Pass
11509.623	-38.88	20.02	-13.0	25.88	283.00	Vertical	Horizontal	Pass
12227.443	-37.18	20.55	-13.0	24.18	0.00	Vertical	Horizontal	Pass
14020.995	-25.69	32.65	-13.0	12.69	32.00	Vertical	Horizontal	Pass
14542.864	-30.85	27.48	-13.0	17.85	290.00	Vertical	Horizontal	Pass
16606.348	-28.09	30.11	-13.0	15.09	159.00	Vertical	Horizontal	Pass

10.2 LTE Band 4 Bandwidth 3MHz, Middle Channel

RSE-H 3wid 30MHz-10GHz MID

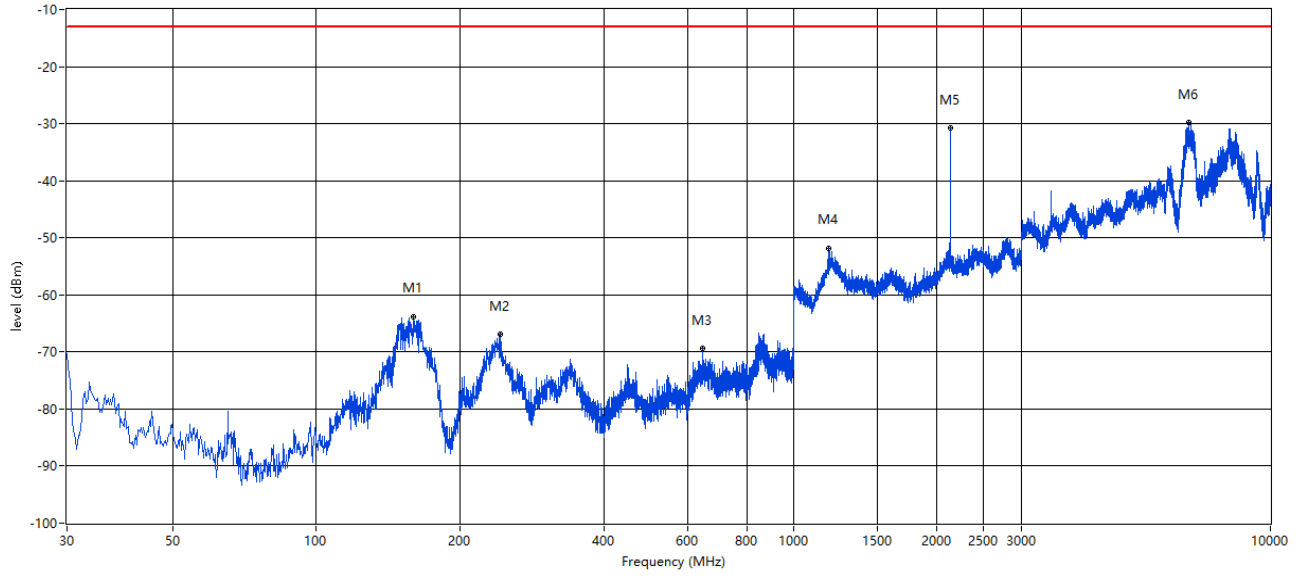
RSE Test case_CE FCC_FCC PART22&24&27_FCC PART 27_1700_WCDMA B4<E B4



Frequency (MHz)	Result (dBm)	Factor (dB)	PK Limit (dBm)	Margin (dB)	Table (o)	ANT	EUT	Verdict
200.435	-58.62	-10.11	-13.0	45.62	321.00	Horizontal	Horizontal	Pass
425.419	-66.86	-7.86	-13.0	53.86	309.00	Horizontal	Horizontal	Pass
1732.302	-39.92	-1.12	-13.0	26.92	232.00	Horizontal	Horizontal	N.A
2132.217	-45.06	3.49	-13.0	32.06	328.00	Horizontal	Horizontal	N.A
3465.634	-41.43	9.83	-13.0	28.43	157.00	Horizontal	Horizontal	Pass
6790.802	-30.23	25.90	-13.0	17.23	345.00	Horizontal	Horizontal	Pass

RSE-V 3wid 30MHz-10GHz MID

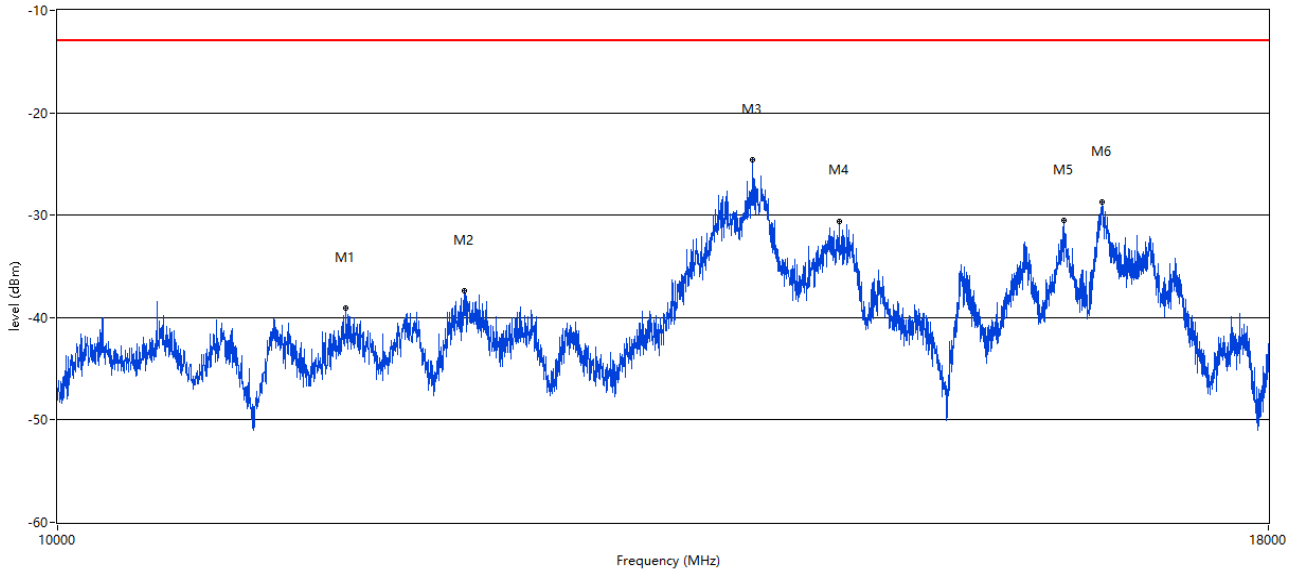
RSE Test case_CE FCC_FCC PART22&24&27_FCC PART 27_1700_WCDMA B4<E B4



Frequency (MHz)	Result (dBm)	Factor (dB)	PK Limit (dBm)	Margin (dB)	Table (o)	ANT	EUT	Verdict
159.948	-63.90	-17.06	-13.0	50.90	28.00	Vertical	Horizontal	Pass
242.862	-66.89	-5.12	-13.0	53.89	332.00	Vertical	Horizontal	Pass
646.038	-69.28	-1.50	-13.0	56.28	87.00	Vertical	Horizontal	Pass
1186.953	-51.90	3.11	-13.0	38.90	226.00	Vertical	Horizontal	Pass
2131.717	-30.71	3.49	-13.0	17.71	106.00	Vertical	Horizontal	N.A
6728.818	-29.86	26.09	-13.0	16.86	68.00	Vertical	Horizontal	Pass

RSE-H 3wid 10-18GHz MID

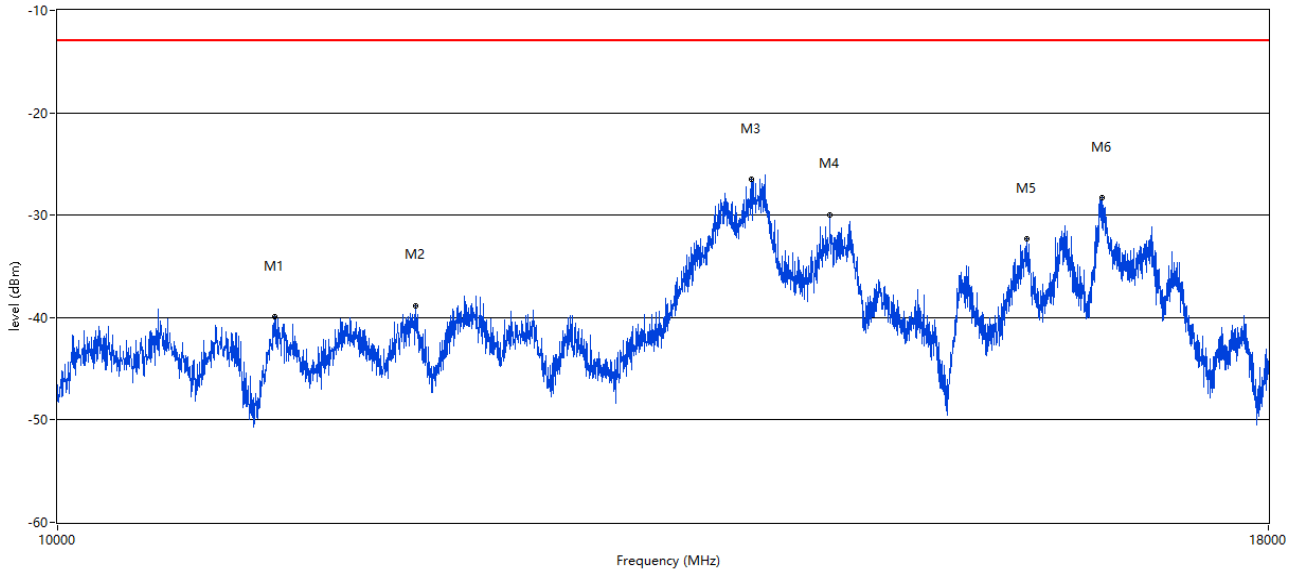
RSE Test case_CE FCC_FCC PART22&24&27_FCC LTE & WCDMA 10-18G



Frequency (MHz)	Result (dBm)	Factor (dB)	PK Limit (dBm)	Margin (dB)	Table (o)	ANT	EUT	Verdict
11501.625	-39.11	20.18	-13.0	26.11	164.00	Horizontal	Horizontal	Pass
12181.455	-37.35	20.47	-13.0	24.35	75.00	Horizontal	Horizontal	Pass
14014.996	-24.63	32.64	-13.0	11.63	124.00	Horizontal	Horizontal	Pass
14616.846	-30.61	27.88	-13.0	17.61	191.00	Horizontal	Horizontal	Pass
16300.425	-30.48	27.14	-13.0	17.48	314.00	Horizontal	Horizontal	Pass
16604.349	-28.75	30.19	-13.0	15.75	82.00	Horizontal	Horizontal	Pass

RSE-V 3wid 10-18GHz MID

RSE Test case_CE FCC_FCC PART22&24&27_FCC LTE & WCDMA 10-18G

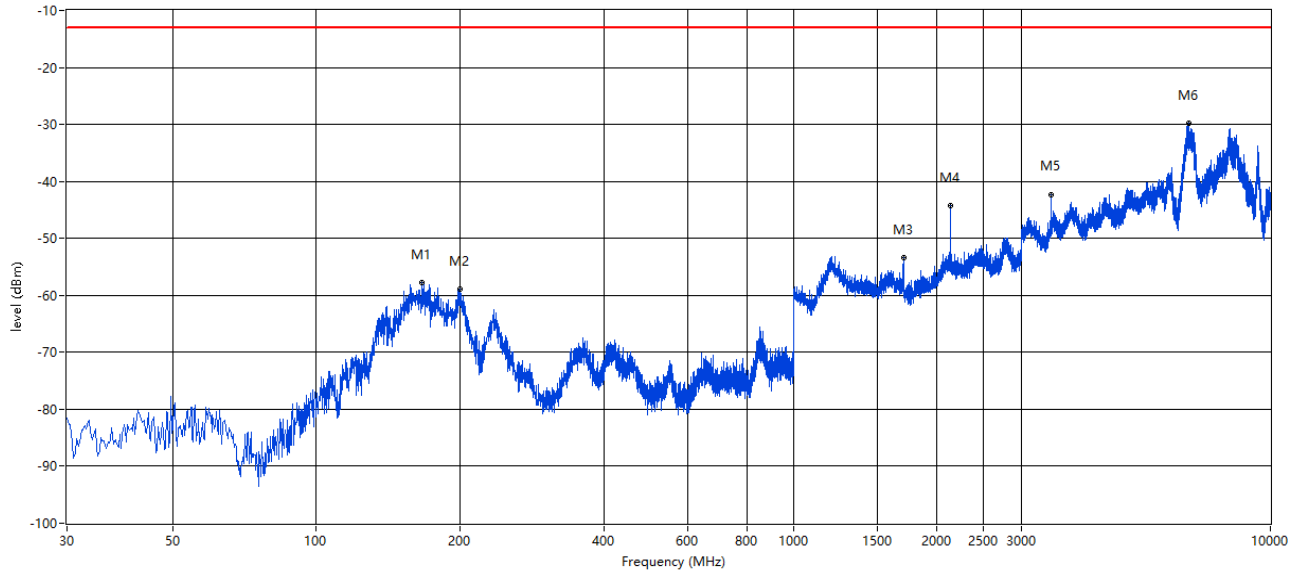


Frequency (MHz)	Result (dBm)	Factor (dB)	PK Limit (dBm)	Margin (dB)	Table (o)	ANT	EUT	Verdict
11113.722	-39.97	19.25	-13.0	26.97	28.00	Vertical	Horizontal	Pass
11899.525	-38.82	19.95	-13.0	25.82	302.00	Vertical	Horizontal	Pass
14002.999	-26.50	32.62	-13.0	13.50	315.00	Vertical	Horizontal	Pass
14550.862	-29.94	27.51	-13.0	16.94	219.00	Vertical	Horizontal	Pass
16004.499	-32.26	24.91	-13.0	19.26	146.00	Vertical	Horizontal	Pass
16606.348	-28.31	30.11	-13.0	15.31	1.00	Vertical	Horizontal	Pass

10.3 LTE Band 4 Bandwidth 5MHz, Middle Channel

RSE-H 5wid 30MHz-10GHz MID

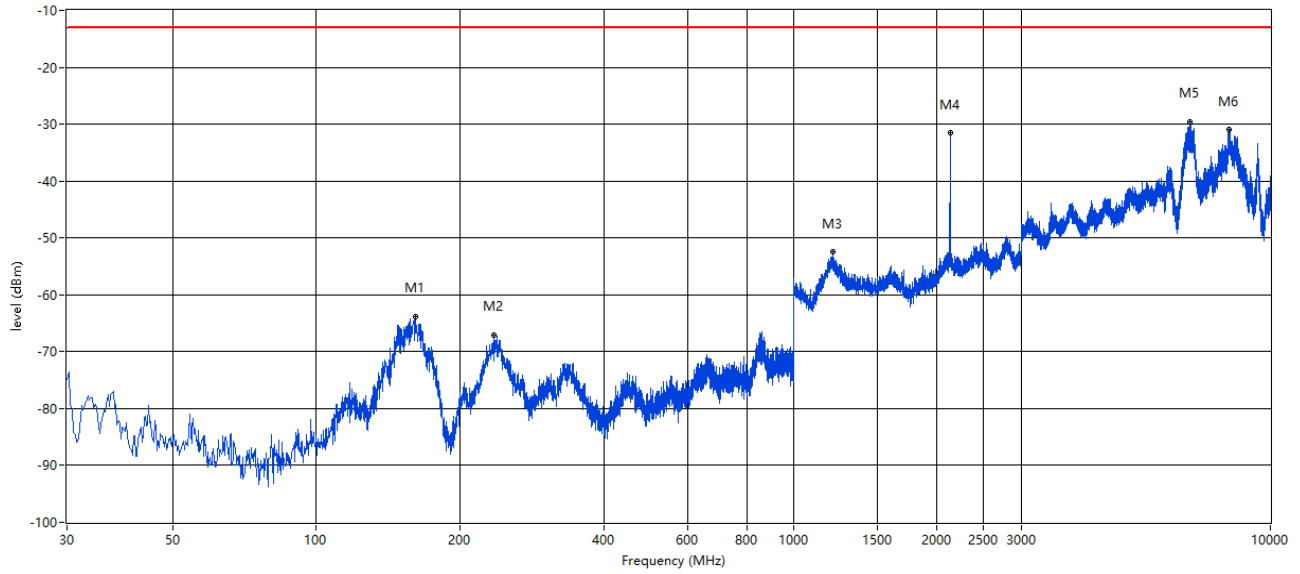
RSE Test case_CE FCC_FCC PART22&24&27_FCC PART 27_1700_WCDMA B4<E B4



Frequency (MHz)	Result (dBm)	Factor (dB)	PK Limit (dBm)	Margin (dB)	Table (o)	ANT	EUT	Verdict
166.008	-57.81	-17.21	-13.0	44.81	280.00	Horizontal	Horizontal	Pass
200.435	-58.85	-10.11	-13.0	45.85	178.00	Horizontal	Horizontal	Pass
1732.824	-53.34	-0.86	-13.0	40.34	313.00	Horizontal	Horizontal	N.A
2132.717	-44.23	3.50	-13.0	31.23	1.00	Horizontal	Horizontal	N.A
3467.133	-42.31	9.91	-13.0	29.31	154.00	Horizontal	Horizontal	Pass
6742.814	-29.83	26.05	-13.0	16.83	55.00	Horizontal	Horizontal	Pass

RSE-V 5wid 30MHz-10GHz MID

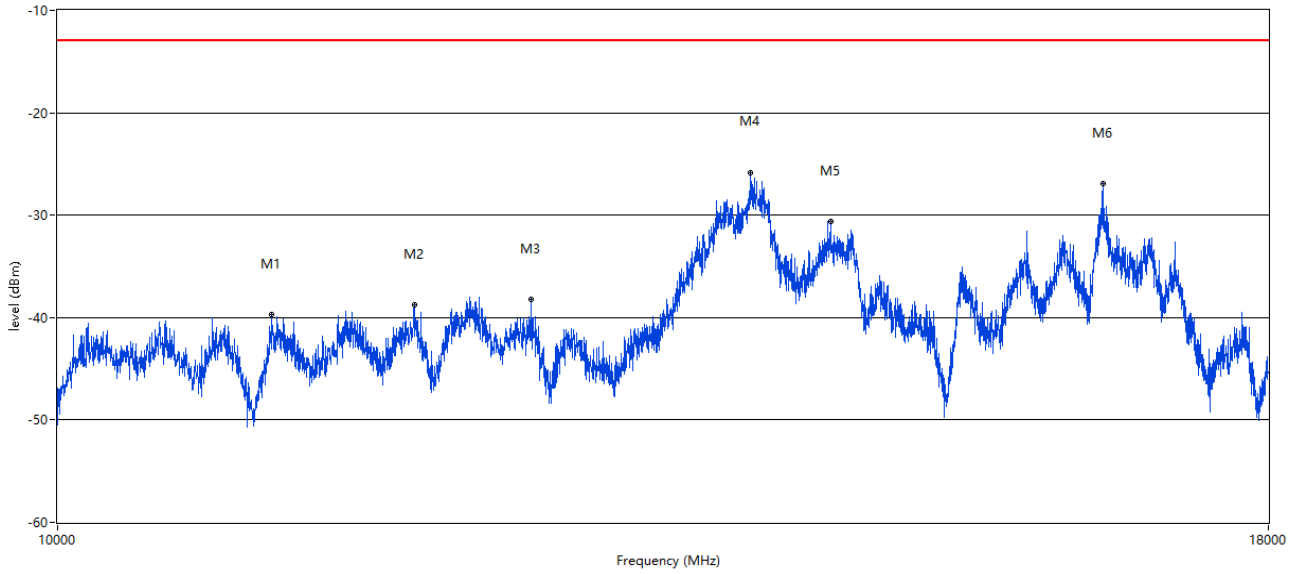
RSE Test case_CE FCC_FCC PART22&24&27_FCC PART 27_1700_WCDMA B4<E B4



Frequency (MHz)	Result (dBm)	Factor (dB)	PK Limit (dBm)	Margin (dB)	Table (o)	ANT	EUT	Verdict
161.160	-63.86	-17.07	-13.0	50.86	23.00	Vertical	Horizontal	Pass
235.346	-67.16	-6.21	-13.0	54.16	71.00	Vertical	Horizontal	Pass
1208.448	-52.50	3.69	-13.0	39.50	43.00	Vertical	Horizontal	Pass
2131.217	-31.49	3.50	-13.0	18.49	337.00	Vertical	Horizontal	N.A
6782.804	-29.57	25.92	-13.0	16.57	179.00	Vertical	Horizontal	Pass
8199.450	-31.01	28.11	-13.0	18.01	89.00	Vertical	Horizontal	Pass

RSE-H 5wid 10-18GHz MID

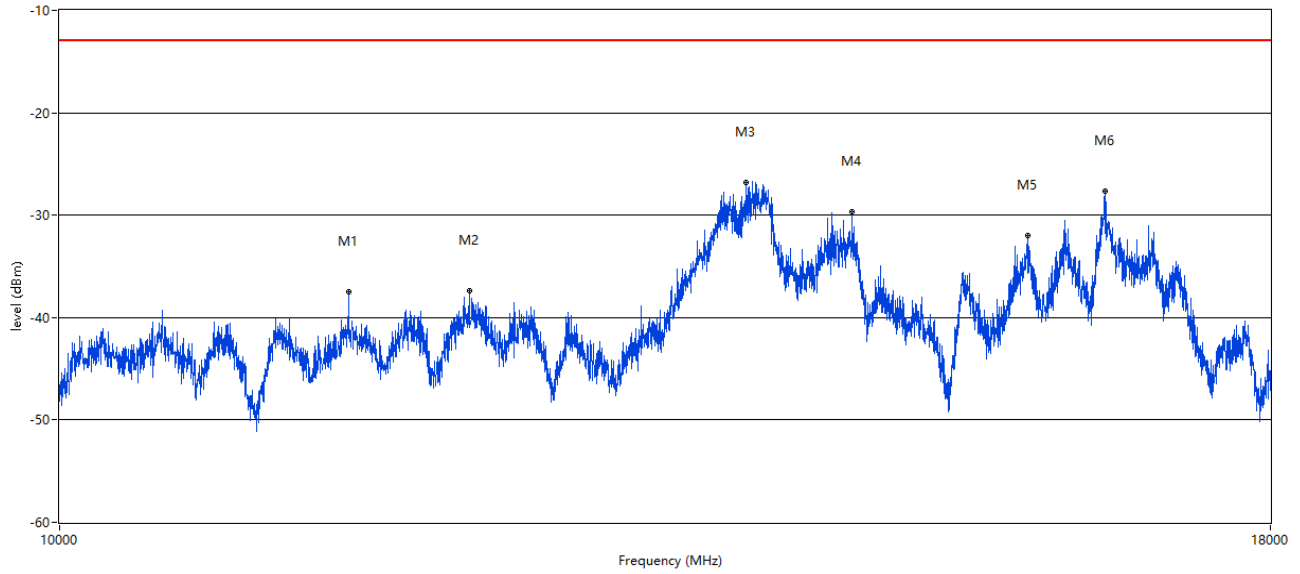
RSE Test case_CE FCC_FCC PART22&24&27_FCC LTE & WCDMA 10-18G



Frequency (MHz)	Result (dBm)	Factor (dB)	PK Limit (dBm)	Margin (dB)	Table (o)	ANT	EUT	Verdict
11095.726	-39.69	19.15	-13.0	26.69	226.00	Horizontal	Horizontal	Pass
11889.528	-38.75	19.84	-13.0	25.75	48.00	Horizontal	Horizontal	Pass
12583.354	-38.22	19.41	-13.0	25.22	72.00	Horizontal	Horizontal	Pass
13995.001	-25.82	32.49	-13.0	12.82	5.00	Horizontal	Horizontal	Pass
14552.862	-30.65	27.51	-13.0	17.65	233.00	Horizontal	Horizontal	Pass
16614.346	-26.93	29.80	-13.0	13.93	165.00	Horizontal	Horizontal	Pass

RSE-V 5wid 10-18GHz MID

RSE Test case_CE FCC_FCC PART2&24&27_FCC LTE & WCDMA 10-18G

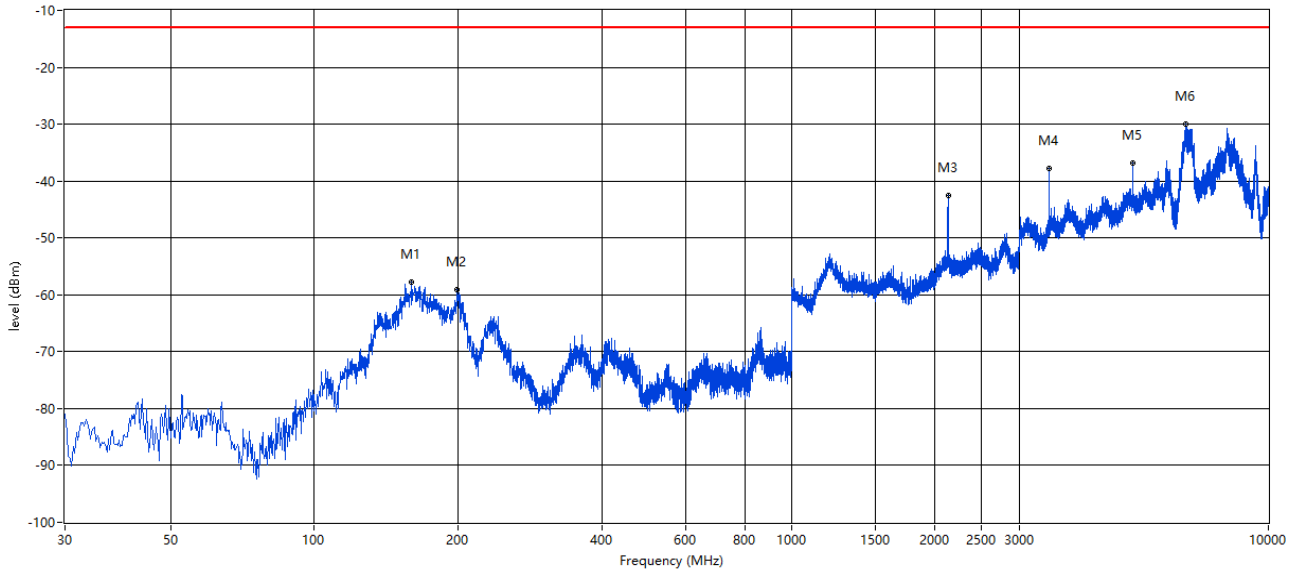


Frequency (MHz)	Result (dBm)	Factor (dB)	PK Limit (dBm)	Margin (dB)	Table (o)	ANT	EUT	Verdict
11507.623	-37.49	20.06	-13.0	24.49	163.00	Vertical	Horizontal	Pass
12201.450	-37.38	20.69	-13.0	24.38	157.00	Vertical	Horizontal	Pass
13957.011	-26.82	31.54	-13.0	13.82	232.00	Vertical	Horizontal	Pass
14694.826	-29.64	28.86	-13.0	16.64	211.00	Vertical	Horizontal	Pass
16002.499	-32.01	25.02	-13.0	19.01	81.00	Vertical	Horizontal	Pass
16612.347	-27.64	29.88	-13.0	14.64	202.00	Vertical	Horizontal	Pass

10.4 LTE Band 4 Bandwidth 10MHz, Middle Channel

RSE-H 10wid 30MHz-10GHz MID

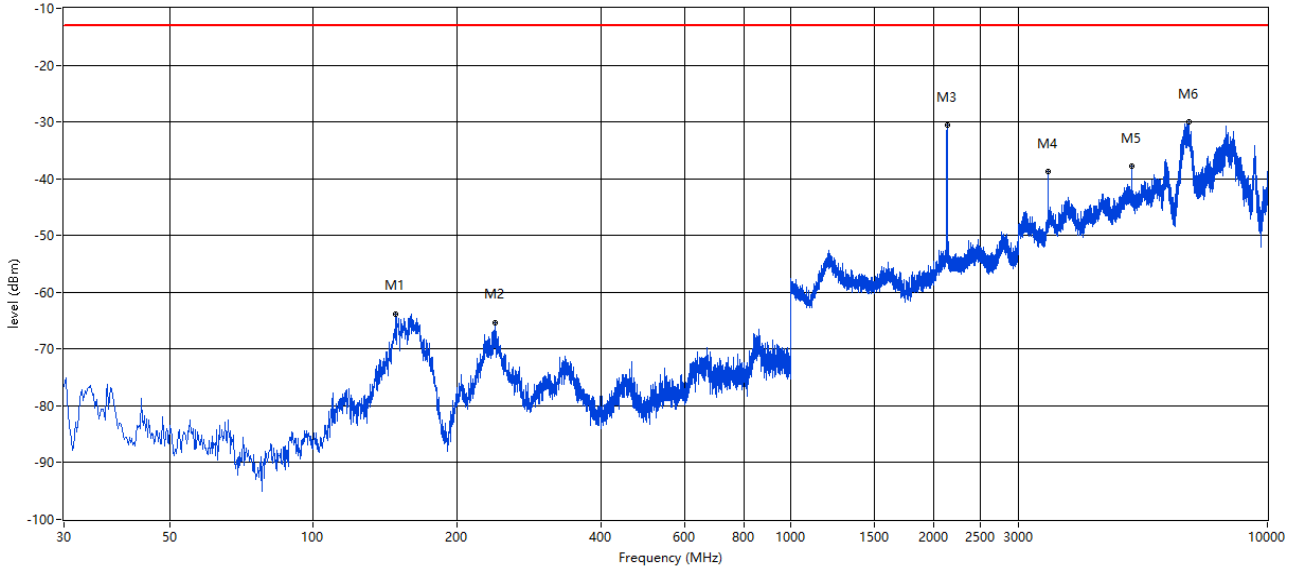
RSE Test case_CE FCC_FCC PART22&24&27_FCC PART 27_1700_WCDMA B4<E B4



Frequency (MHz)	Result (dBm)	Factor (dB)	PK Limit (dBm)	Margin (dB)	Table (o)	ANT	EUT	Verdict
159.948	-57.80	-17.06	-13.0	44.80	255.00	Horizontal	Horizontal	Pass
199.465	-59.13	-10.37	-13.0	46.13	54.00	Horizontal	Horizontal	Pass
2129.718	-42.58	3.50	-13.0	29.58	112.00	Horizontal	Horizontal	N.A
3464.884	-37.76	9.76	-13.0	24.76	3.00	Horizontal	Horizontal	Pass
5197.701	-36.82	14.56	-13.0	23.82	88.00	Horizontal	Horizontal	Pass
6694.826	-30.00	25.98	-13.0	17.00	118.00	Horizontal	Horizontal	Pass

RSE-V 10wid 30MHz-10GHz MID

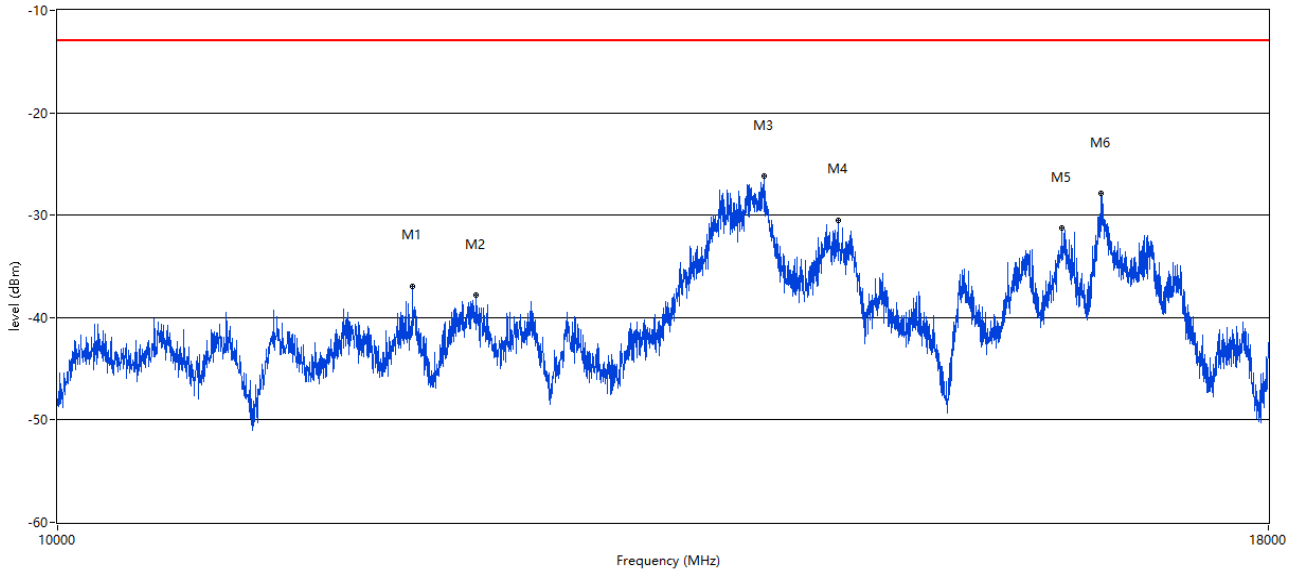
RSE Test case_CE FCC_FCC PART22&24&27_FCC PART 27_1700_WCDMA B4<E B4



Frequency (MHz)	Result (dBm)	Factor (dB)	PK Limit (dBm)	Margin (dB)	Table (o)	ANT	EUT	Verdict
149.038	-63.76	-17.04	-13.0	50.76	42.20	Vertical	Horizontal	Pass
240.195	-65.39	-4.43	-13.0	52.39	43.90	Vertical	Horizontal	Pass
2132.718	-30.53	3.50	-13.0	17.53	98.00	Vertical	Horizontal	N.A
3464.884	-38.71	9.76	-13.0	25.71	359.60	Vertical	Horizontal	Pass
5197.701	-37.75	14.56	-13.0	24.75	154.10	Vertical	Horizontal	Pass
6837.791	-29.93	25.34	-13.0	16.93	4.00	Vertical	Horizontal	Pass

RSE-H 10wid 10-18GHz MID

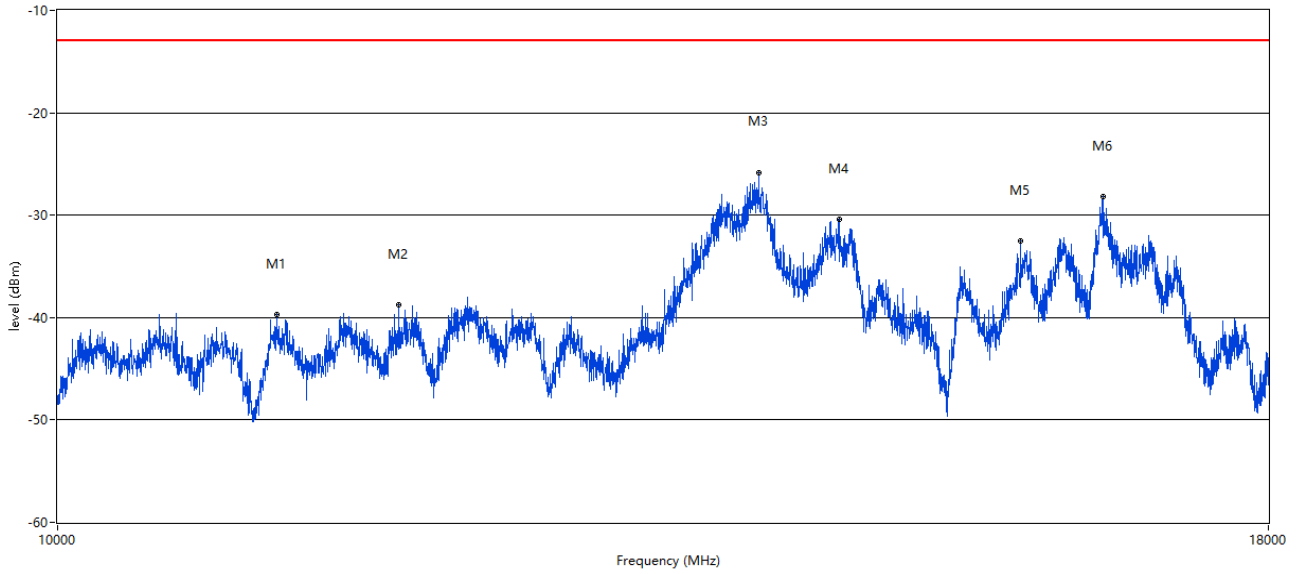
RSE Test case_CE FCC_FCC PART22&24&27_FCC LTE & WCDMA 10-18G



Frequency (MHz)	Result (dBm)	Factor (dB)	PK Limit (dBm)	Margin (dB)	Table (o)	ANT	EUT	Verdict
11879.530	-36.98	19.73	-13.0	23.98	126.00	Horizontal	Horizontal	Pass
12255.436	-37.80	20.39	-13.0	24.80	319.00	Horizontal	Horizontal	Pass
14092.977	-26.18	32.75	-13.0	13.18	296.00	Horizontal	Horizontal	Pass
14606.848	-30.47	27.76	-13.0	17.47	179.00	Horizontal	Horizontal	Pass
16282.429	-31.22	26.34	-13.0	18.22	133.00	Horizontal	Horizontal	Pass
16596.351	-27.90	30.02	-13.0	14.90	161.00	Horizontal	Horizontal	Pass

RSE-V 10wid 10-18GHz MID

RSE Test case_CE FCC_FCC PART22&24&27_FCC LTE & WCDMA 10-18G

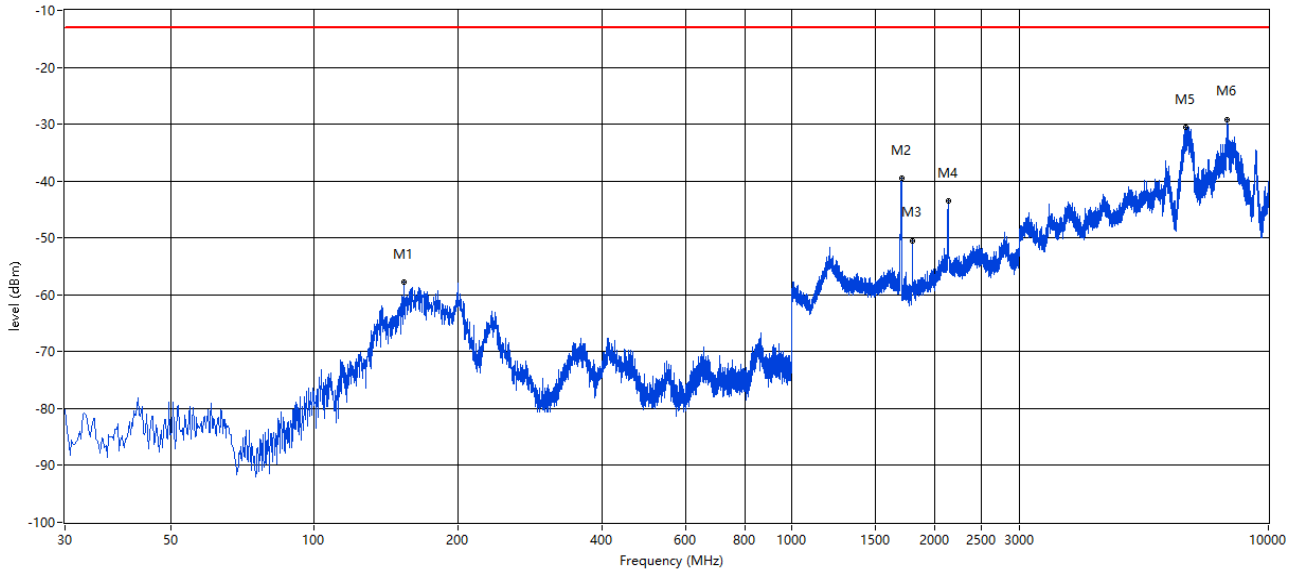


Frequency (MHz)	Result (dBm)	Factor (dB)	PK Limit (dBm)	Margin (dB)	Table (o)	ANT	EUT	Verdict
11123.719	-39.74	19.07	-13.0	26.74	8.00	Vertical	Horizontal	Pass
11801.550	-38.77	18.87	-13.0	25.77	305.00	Vertical	Horizontal	Pass
14056.986	-25.82	32.70	-13.0	12.82	113.00	Vertical	Horizontal	Pass
14618.845	-30.43	27.91	-13.0	17.43	353.00	Vertical	Horizontal	Pass
15960.510	-32.50	24.03	-13.0	19.50	358.00	Vertical	Horizontal	Pass
16614.346	-28.17	29.80	-13.0	15.17	42.00	Vertical	Horizontal	Pass

10.6 LTE Band 4 Bandwidth 15MHz, Middle Channel

RSE-H 15wid 30MHz-10GHz MID

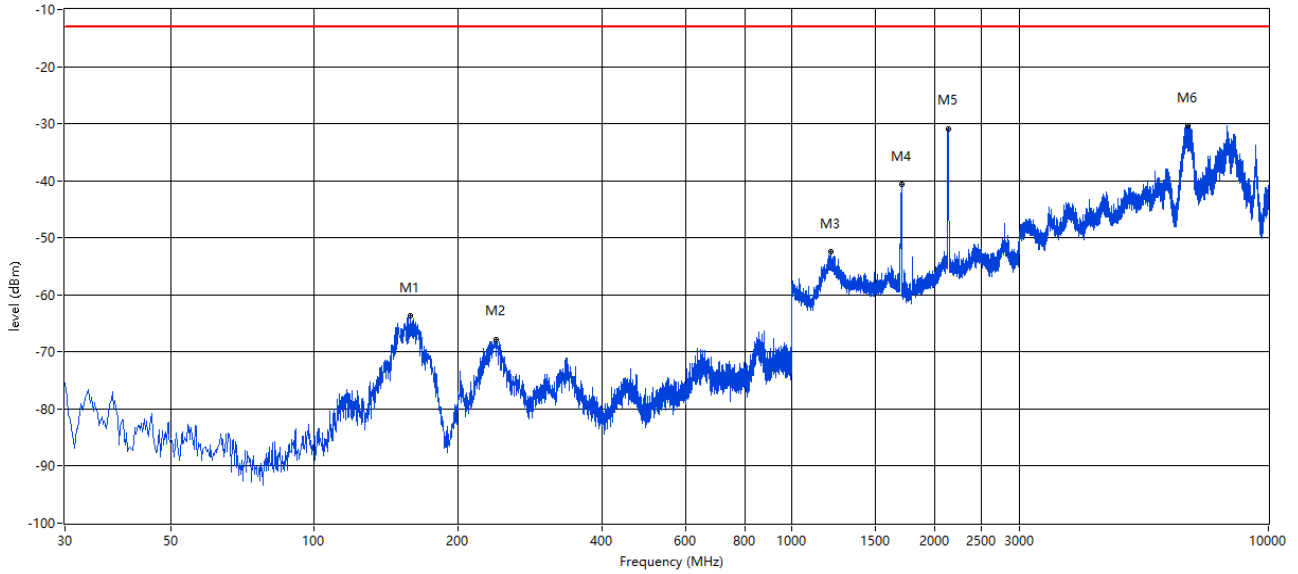
RSE Test case_CE FCC_FCC PART22&24&27_FCC PART 27_1700_WCDMA B4<E B4



Frequency (MHz)	Result (dBm)	Factor (dB)	PK Limit (dBm)	Margin (dB)	Table (o)	ANT	EUT	Verdict
154.129	-57.79	-16.85	-13.0	44.79	229.00	Horizontal	Horizontal	Pass
1700.325	-39.42	-0.85	-13.0	26.42	17.00	Horizontal	Horizontal	Pass
1733.302	-50.57	-1.12	-13.0	37.57	154.00	Horizontal	Horizontal	N.A
2133.217	-43.58	3.48	-13.0	30.58	164.00	Horizontal	Horizontal	N.A
6703.824	-30.50	26.17	-13.0	17.50	232.00	Horizontal	Horizontal	Pass
8202.449	-29.12	28.07	-13.0	16.12	22.00	Horizontal	Horizontal	Pass

RSE-V 15wid 30MHz-10GHz MID

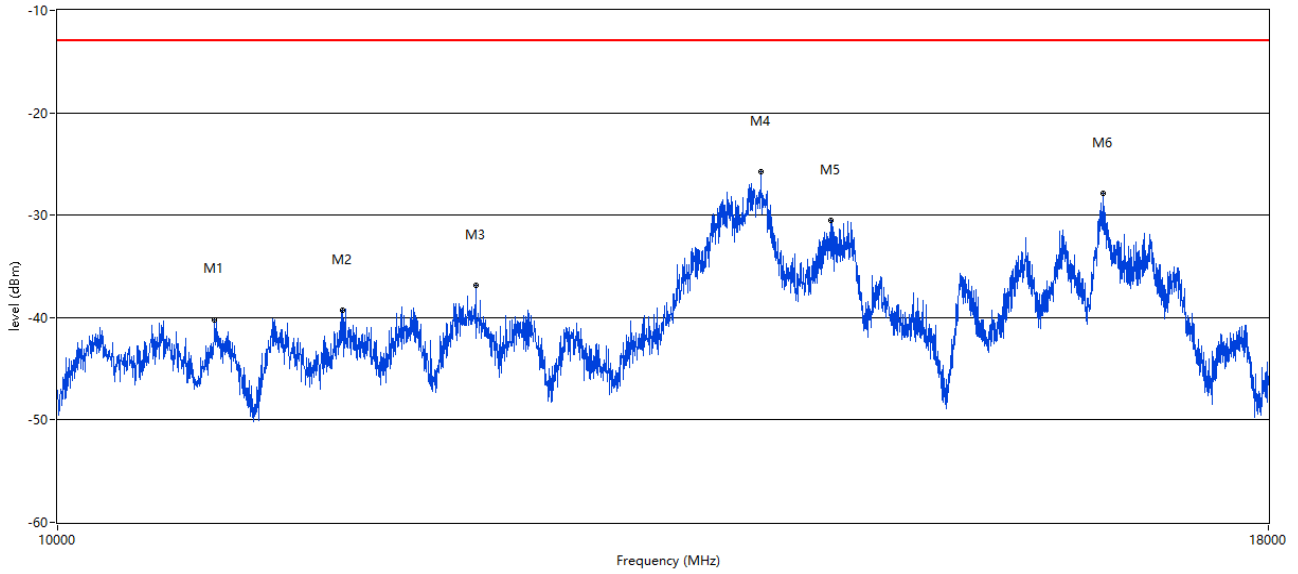
RSE Test case_CE FCC_FCC PART22&24&27_FCC PART 27_1700_WCDMA B4<E B4



Frequency (MHz)	Result (dBm)	Factor (dB)	PK Limit (dBm)	Margin (dB)	Table (o)	ANT	EUT	Verdict
158.978	-63.61	-17.01	-13.0	50.61	4.00	Vertical	Horizontal	Pass
240.922	-67.85	-4.62	-13.0	54.85	0.00	Vertical	Horizontal	Pass
1211.447	-52.43	3.55	-13.0	39.43	2.00	Vertical	Horizontal	Pass
1732.325	-40.55	-0.85	-13.0	27.55	4.00	Vertical	Horizontal	N.A
2132.218	-31.02	3.50	-13.0	18.02	2.00	Vertical	Horizontal	N.A
6793.802	-30.42	25.89	-13.0	17.42	9.00	Vertical	Horizontal	Pass

RSE-H 15wid 10-18GHz MID

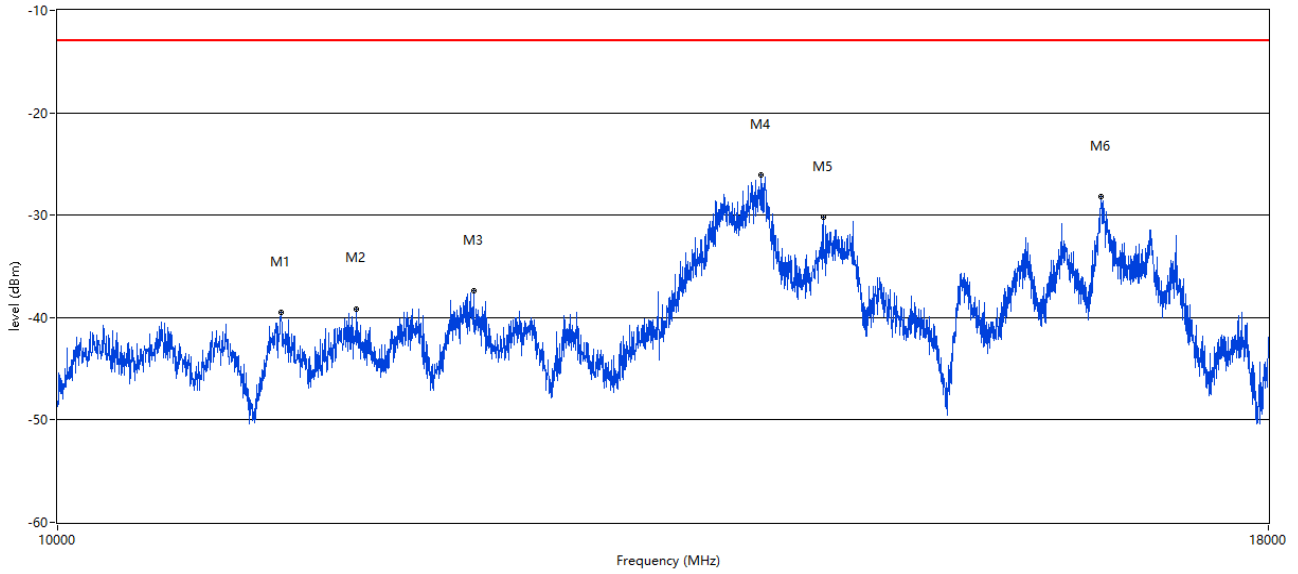
RSE Test case_CE FCC_FCC PART22&24&27_FCC LTE & WCDMA 10-18G



Frequency (MHz)	Result (dBm)	Factor (dB)	PK Limit (dBm)	Margin (dB)	Table (o)	ANT	EUT	Verdict
10791.802	-40.25	18.90	-13.0	27.25	167.00	Horizontal	Horizontal	Pass
11483.629	-39.28	19.78	-13.0	26.28	307.00	Horizontal	Horizontal	Pass
12249.438	-36.86	20.42	-13.0	23.86	96.00	Horizontal	Horizontal	Pass
14066.983	-25.71	32.72	-13.0	12.71	55.00	Horizontal	Horizontal	Pass
14558.860	-30.54	27.53	-13.0	17.54	281.00	Horizontal	Horizontal	Pass
16610.347	-27.85	29.95	-13.0	14.85	90.00	Horizontal	Horizontal	Pass

RSE-V 15wid 10-18GHz MID

RSE Test case_CE FCC_FCC PART22&24&27_FCC LTE & WCDMA 10-18G

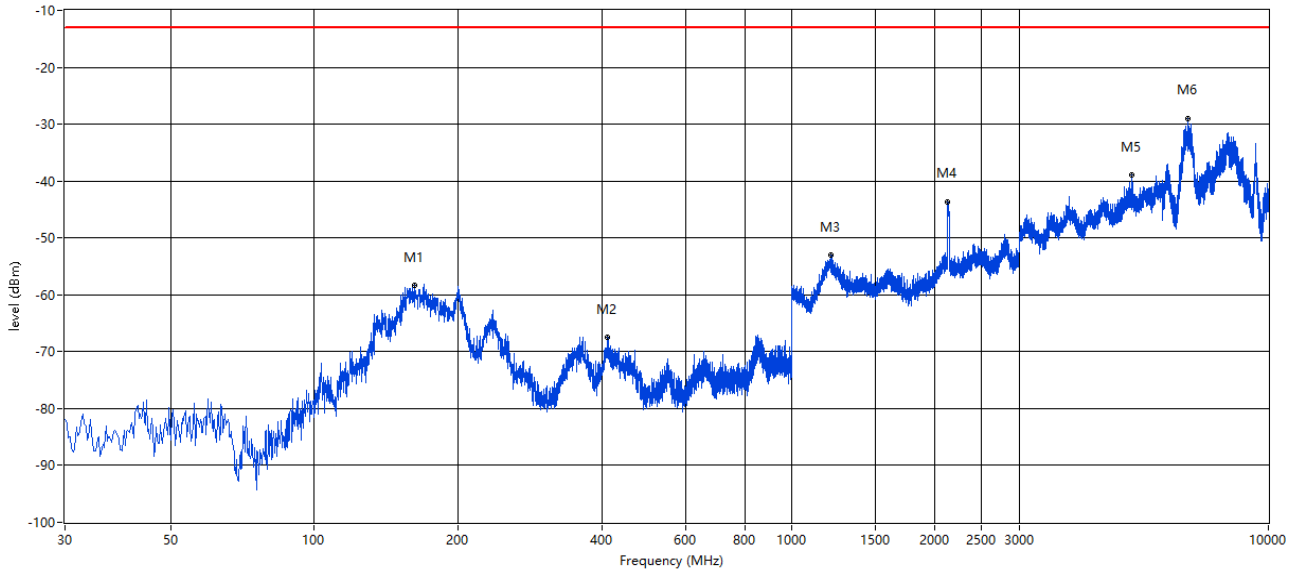


Frequency (MHz)	Result (dBm)	Factor (dB)	PK Limit (dBm)	Margin (dB)	Table (o)	ANT	EUT	Verdict
11143.714	-39.50	18.73	-13.0	26.50	14.00	Vertical	Horizontal	Pass
11561.610	-39.13	18.98	-13.0	26.13	46.00	Vertical	Horizontal	Pass
12239.440	-37.36	20.48	-13.0	24.36	203.00	Vertical	Horizontal	Pass
14070.982	-26.10	32.72	-13.0	13.10	346.00	Vertical	Horizontal	Pass
14500.875	-30.23	27.34	-13.0	17.23	117.00	Vertical	Horizontal	Pass
16592.352	-28.22	29.64	-13.0	15.22	88.00	Vertical	Horizontal	Pass

10.7 LTE Band 4 Bandwidth 20MHz, Middle Channel

RSE-H 20wid 30MHz-10GHz MID

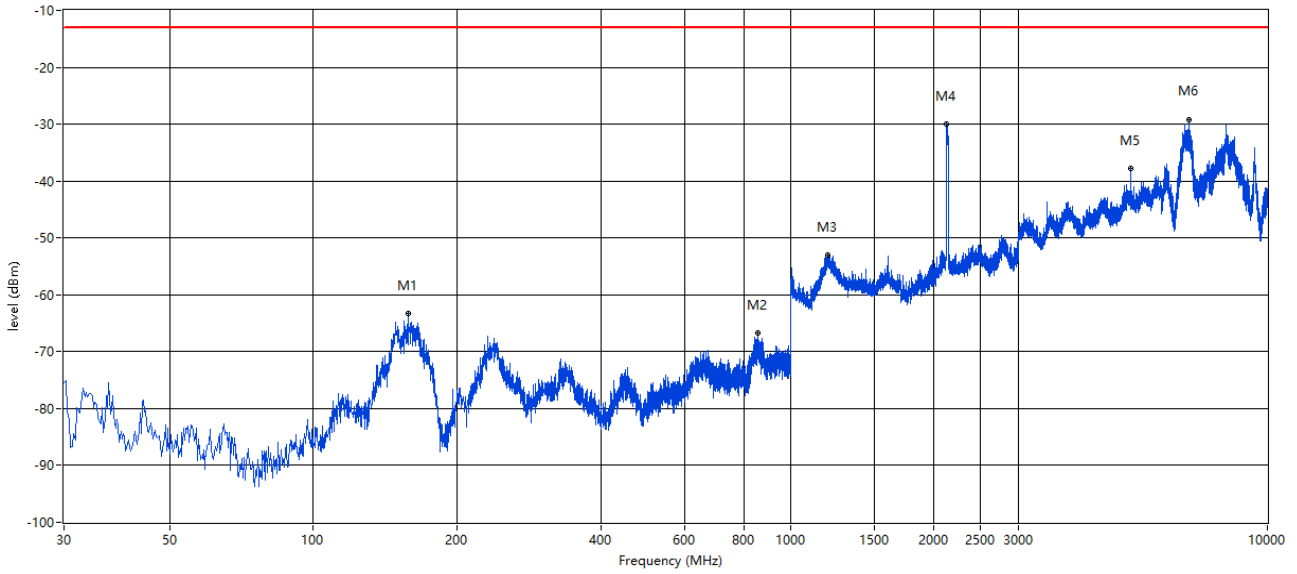
RSE Test case_CE FCC_FCC PART22&24&27_FCC PART 27_1700_WCDMA B4<E B4



Frequency (MHz)	Result (dBm)	Factor (dB)	PK Limit (dBm)	Margin (dB)	Table (o)	ANT	EUT	Verdict
162.129	-58.41	-17.08	-13.0	45.41	157.00	Horizontal	Horizontal	Pass
410.630	-67.55	-9.68	-13.0	54.55	312.00	Horizontal	Horizontal	Pass
1208.948	-53.10	3.68	-13.0	40.10	148.00	Horizontal	Horizontal	Pass
2132.218	-43.70	3.50	-13.0	30.70	347.00	Horizontal	Horizontal	N.A
5169.958	-38.93	14.62	-13.0	25.93	301.00	Horizontal	Horizontal	Pass
6774.806	-29.11	25.95	-13.0	16.11	123.00	Horizontal	Horizontal	Pass

RSE-V 20wid 30MHz-10GHz MID

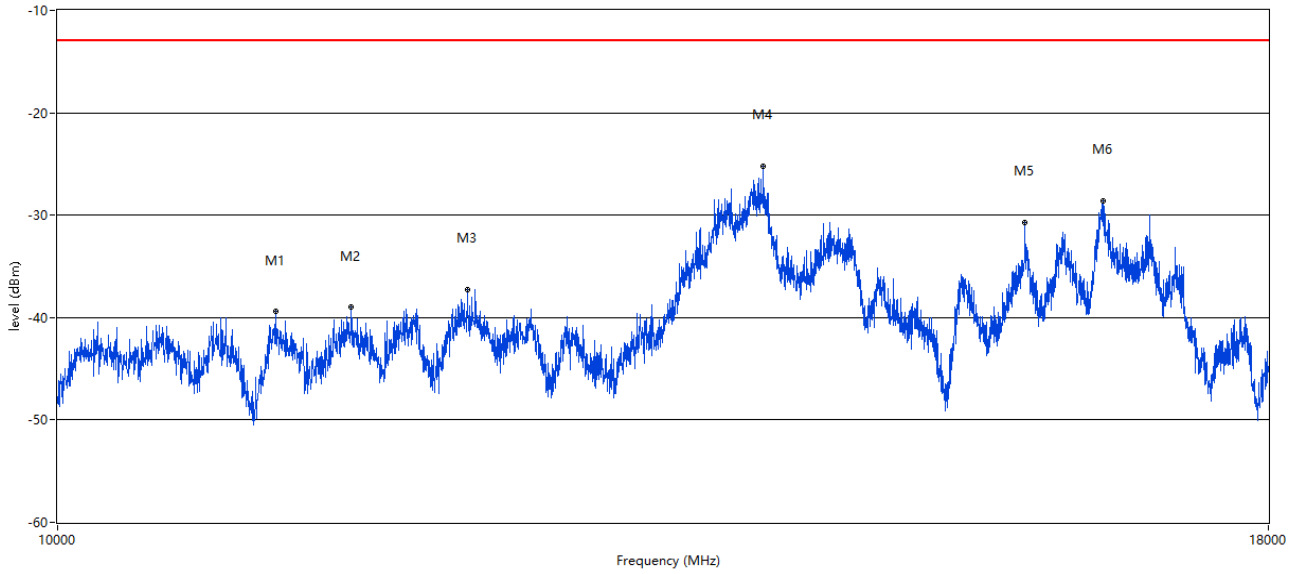
RSE Test case_CE FCC_FCC PART22&24&27_FCC PART 27_1700_WCDMA B4<E B4



Frequency (MHz)	Result (dBm)	Factor (dB)	PK Limit (dBm)	Margin (dB)	Table (o)	ANT	EUT	Verdict
158.008	-63.23	-16.96	-13.0	50.23	68.00	Vertical	Horizontal	Pass
853.809	-66.67	3.68	-13.0	53.67	313.00	Vertical	Horizontal	Pass
1198.950	-52.93	3.95	-13.0	39.93	36.00	Vertical	Horizontal	Pass
2128.218	-29.96	3.50	-13.0	16.96	98.00	Vertical	Horizontal	N.A
5170.707	-37.74	14.60	-13.0	24.74	186.00	Vertical	Horizontal	Pass
6850.787	-29.14	25.16	-13.0	16.14	23.00	Vertical	Horizontal	Pass

RSE-H 20wid 10-18GHz MID

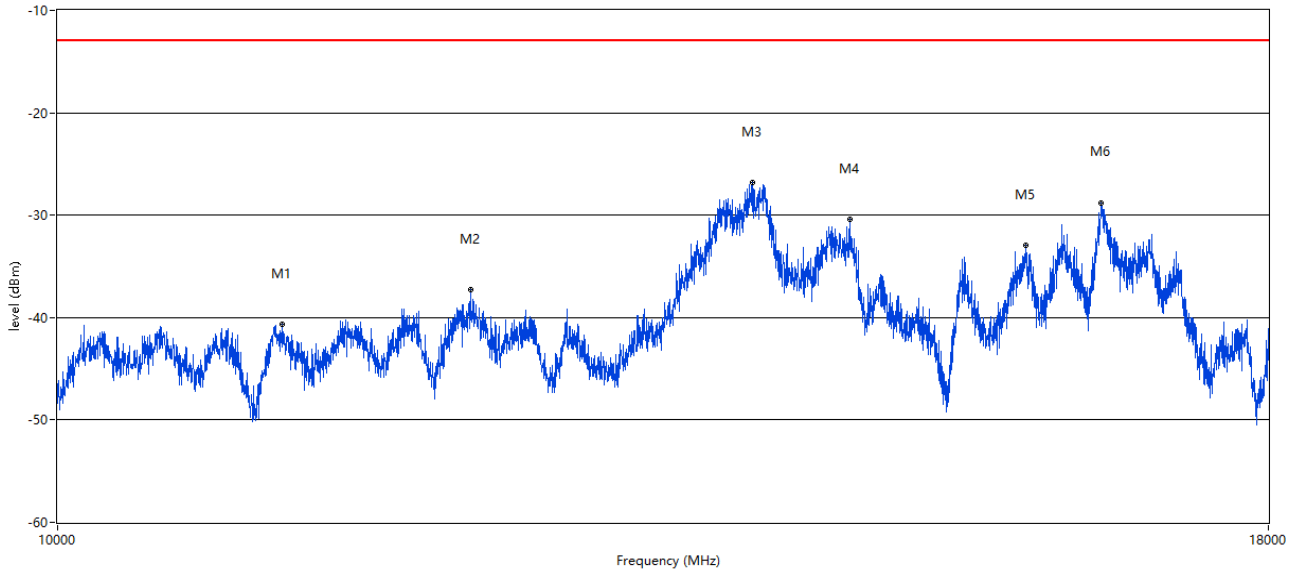
RSE Test case_CE FCC_FCC PART22&24&27_FCC LTE & WCDMA 10-18G



Frequency (MHz)	Result (dBm)	Factor (dB)	PK Limit (dBm)	Margin (dB)	Table (o)	ANT	EUT	Verdict
11115.721	-39.43	19.21	-13.0	26.43	182.00	Horizontal	Horizontal	Pass
11531.617	-38.99	19.58	-13.0	25.99	18.00	Horizontal	Horizontal	Pass
12199.450	-37.24	20.70	-13.0	24.24	183.00	Horizontal	Horizontal	Pass
14086.978	-25.23	32.75	-13.0	12.23	62.00	Horizontal	Horizontal	Pass
15994.501	-30.77	24.99	-13.0	17.77	162.00	Horizontal	Horizontal	Pass
16610.347	-28.58	29.95	-13.0	15.58	59.00	Horizontal	Horizontal	Pass

RSE-V 20wid 10-18GHz MID

RSE Test case_CE FCC_FCC PART22&24&27_FCC LTE & WCDMA 10-18G



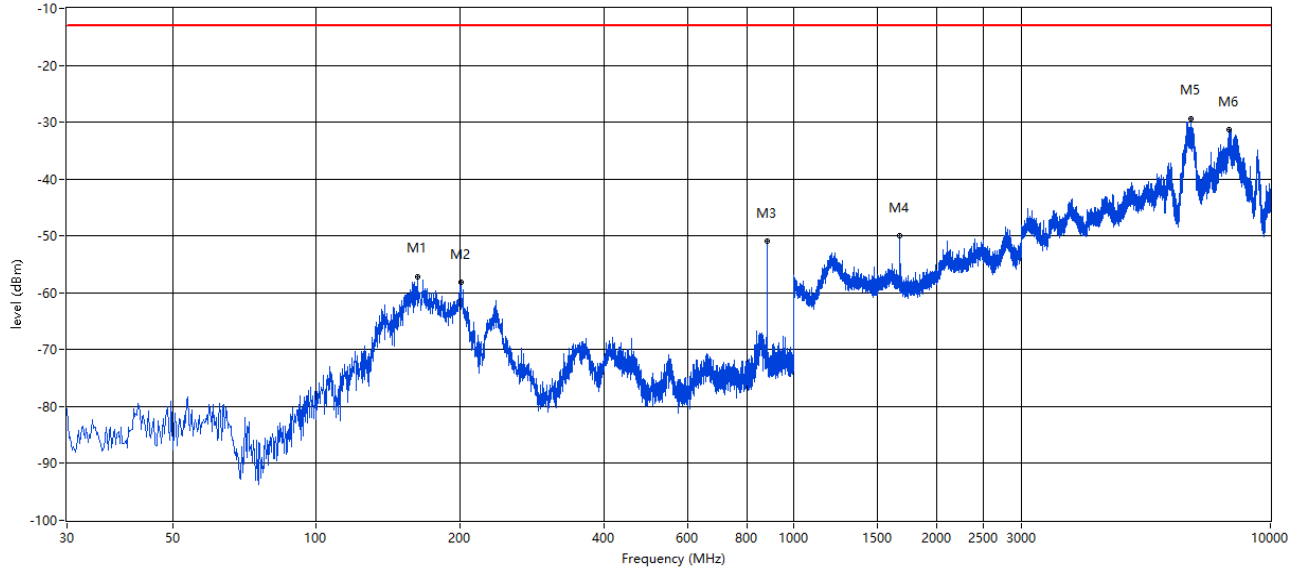
Frequency (MHz)	Result (dBm)	Factor (dB)	PK Limit (dBm)	Margin (dB)	Table (o)	ANT	EUT	Verdict
11151.712	-40.63	18.59	-13.0	27.63	112.00	Vertical	Horizontal	Pass
12221.445	-37.32	20.58	-13.0	24.32	330.00	Vertical	Horizontal	Pass
14014.996	-26.77	32.64	-13.0	13.77	16.00	Vertical	Horizontal	Pass
14694.826	-30.44	28.86	-13.0	17.44	129.00	Vertical	Horizontal	Pass
16000.500	-32.94	25.12	-13.0	19.94	7.00	Vertical	Horizontal	Pass
16592.352	-28.85	29.64	-13.0	15.85	270.00	Vertical	Horizontal	Pass

11 LTE Band 5

11.1 LTE Band 5 Bandwidth 1.4MHz, Middle Channel

RSE-H 1.4wid 30MHz-10GHz MID

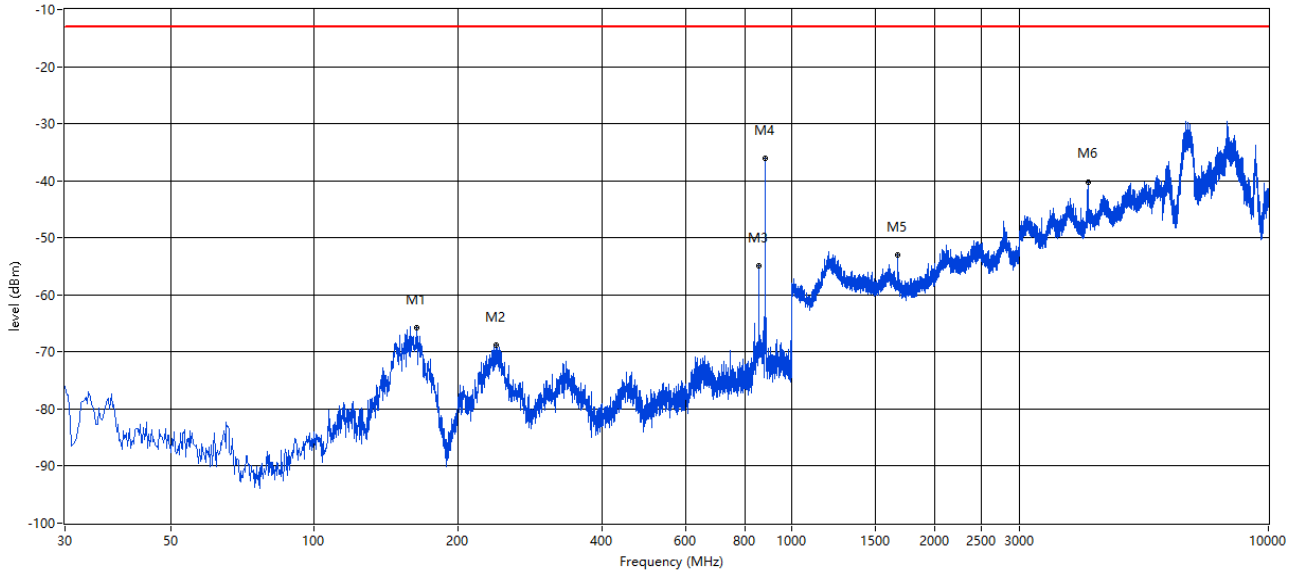
RSE Test case_CE FCC_FCC PART22&24&27_FCC PART 22_850_GSM 850&CDMA BC0&WCDMA B5<E B5&26



Frequency (MHz)	Result (dBm)	Factor (dB)	PK Limit (dBm)	Margin (dB)	Table (o)	ANT	EUT	Verdict
163.099	-57.27	-16.96	-13.0	44.27	26.00	Horizontal	Horizontal	Pass
200.677	-58.19	-10.30	-13.0	45.19	103.00	Horizontal	Horizontal	Pass
881.690	-50.82	1.15	-13.0	37.82	33.00	Horizontal	Horizontal	N.A
1672.832	-49.86	-1.26	-13.0	36.86	58.00	Horizontal	Horizontal	Pass
6828.793	-29.36	25.47	-13.0	16.36	249.00	Horizontal	Horizontal	Pass
8207.448	-31.33	27.95	-13.0	18.33	5.00	Horizontal	Horizontal	Pass

RSE-V 1.4wid 30MHz-10GHz MID

RSE Test case_CE FCC_FCC PART22&24&27_FCC PART 22_850_GSM 850&CDMA BC0&WCDMA B5<E B5&26

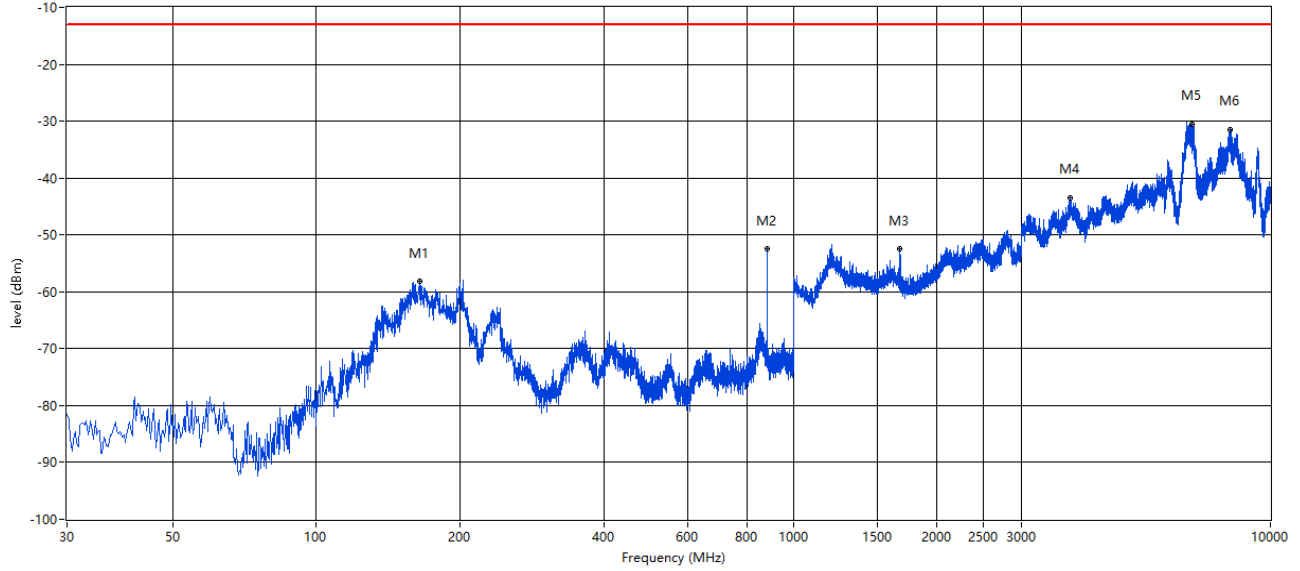


Frequency (MHz)	Result (dBm)	Factor (dB)	PK Limit (dBm)	Margin (dB)	Table (o)	ANT	EUT	Verdict
163.827	-65.78	-16.99	-13.0	52.78	47.00	Vertical	Horizontal	Pass
240.195	-68.86	-4.47	-13.0	55.86	207.00	Vertical	Horizontal	Pass
835.506	-54.82	4.36	-13.0	41.82	86.00	Vertical	Horizontal	N.A
881.205	-36.10	1.20	-13.0	23.10	331.00	Vertical	Horizontal	N.A
1673.332	-53.01	-1.28	-13.0	40.01	286.00	Vertical	Horizontal	Pass
4183.204	-40.34	11.14	-13.0	27.34	106.00	Vertical	Horizontal	Pass

11.2 LTE Band 5 Bandwidth 3MHz, Middle Channel

RSE-H 3wid 30MHz-10GHz MID

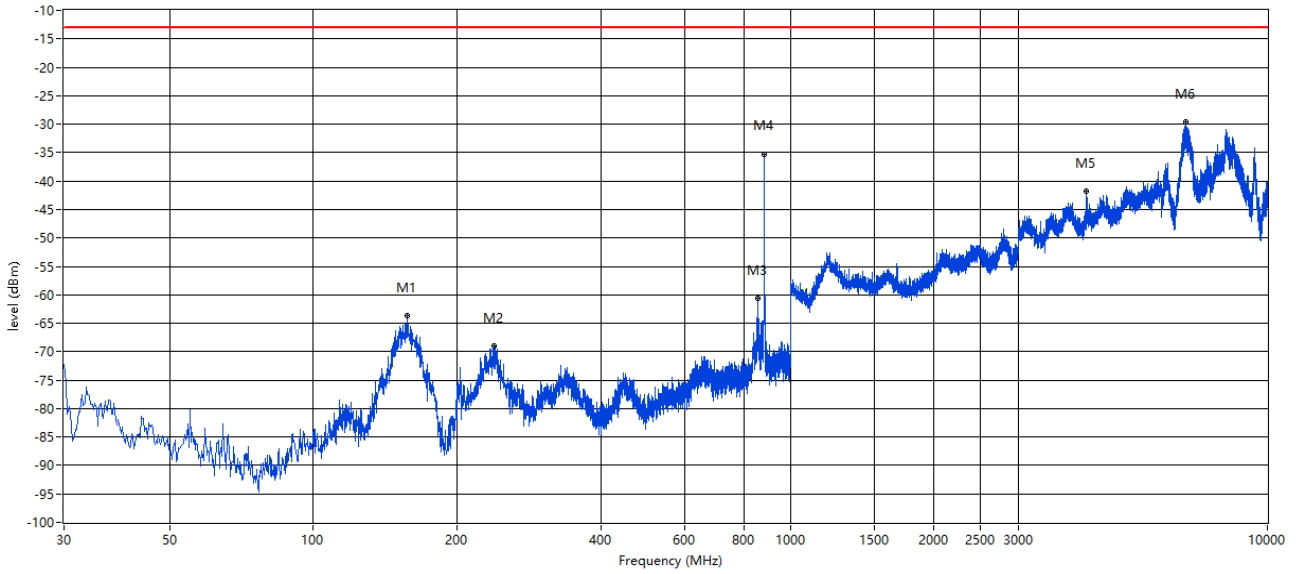
RSE Test case_CE FCC_FCC PART22&24&27_FCC PART 22_850_GSM 850&CDMA BC0&WCDMA B5<E B5&26



Frequency (MHz)	Result (dBm)	Factor (dB)	PK Limit (dBm)	Margin (dB)	Table (o)	ANT	EUT	Verdict
165.039	-58.10	-17.04	-13.0	45.10	19.00	Horizontal	Horizontal	Pass
880.720	-52.34	1.26	-13.0	39.34	25.00	Horizontal	Horizontal	N.A
1673.832	-52.35	-1.29	-13.0	39.35	317.00	Horizontal	Horizontal	Pass
3807.548	-43.46	12.53	-13.0	30.46	98.00	Horizontal	Horizontal	Pass
6834.791	-30.60	25.38	-13.0	17.60	46.00	Horizontal	Horizontal	Pass
8223.444	-31.45	27.56	-13.0	18.45	272.00	Horizontal	Horizontal	Pass

RSE-V 3wid 30MHz-10GHz MID

RSE Test case_CE FCC_FCC PART22&24&27_FCC PART 22_850_GSM 850&CDMA BC0&WCDMA B5<E B5&26

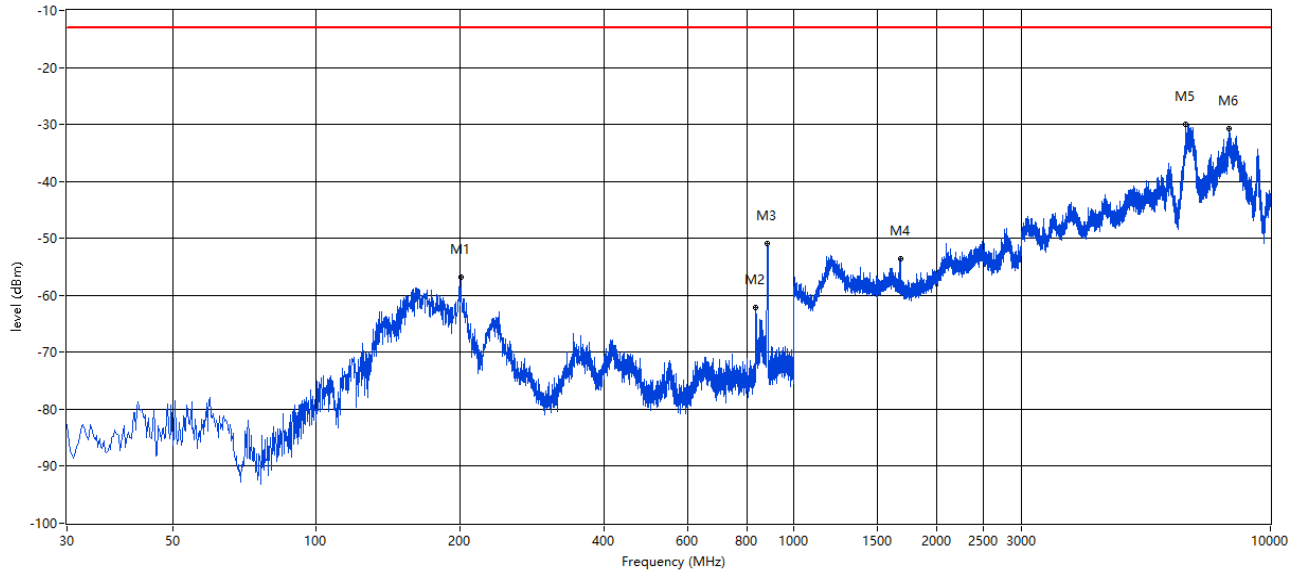


Frequency (MHz)	Result (dBm)	Factor (dB)	PK Limit (dBm)	Margin (dB)	Table (o)	ANT	EUT	Verdict
157.281	-63.61	-16.84	-13.0	50.61	28.00	Vertical	Horizontal	Pass
238.740	-69.06	-4.88	-13.0	56.06	70.00	Vertical	Horizontal	Pass
835.991	-60.59	4.33	-13.0	47.59	341.00	Vertical	Horizontal	N.A
882.174	-35.24	1.09	-13.0	22.24	227.00	Vertical	Horizontal	N.A
4180.205	-41.72	11.07	-13.0	28.72	163.00	Vertical	Horizontal	Pass
6732.817	-29.68	26.08	-13.0	16.68	246.00	Vertical	Horizontal	Pass

11.3 LTE Band 5 Bandwidth 5MHz, Middle Channel

RSE-H 5wid 30MHz-10GHz MID

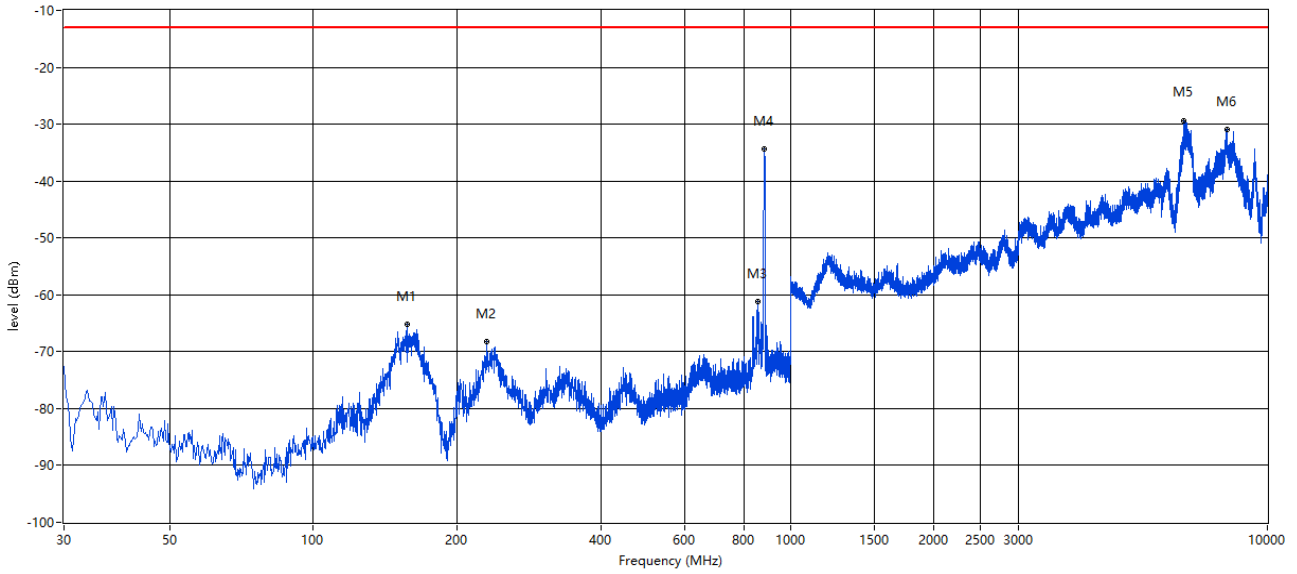
RSE Test case_CE FCC_FCC PART22&24&27_FCC PART 22_850_GSM 850&CDMA BC0&WCDMA B5<E B5&26



Frequency (MHz)	Result (dBm)	Factor (dB)	PK Limit (dBm)	Margin (dB)	Table (o)	ANT	EUT	Verdict
200.920	-56.78	-10.43	-13.0	43.78	71.00	Horizontal	Horizontal	Pass
834.171	-62.06	2.81	-13.0	49.06	13.00	Horizontal	Horizontal	N.A
881.932	-50.92	1.12	-13.0	37.92	58.00	Horizontal	Horizontal	N.A
1674.831	-53.51	-1.33	-13.0	40.51	209.00	Horizontal	Horizontal	Pass
6653.837	-30.03	24.33	-13.0	17.03	10.00	Horizontal	Horizontal	Pass
8204.449	-30.78	28.02	-13.0	17.78	2.00	Horizontal	Horizontal	Pass

RSE-V 5wid 30MHz-10GHz MID

RSE Test case_CE FCC_FCC PART22&24&27_FCC PART 22_850_GSM 850&CDMA BC0&WCDMA B5<E B5&26

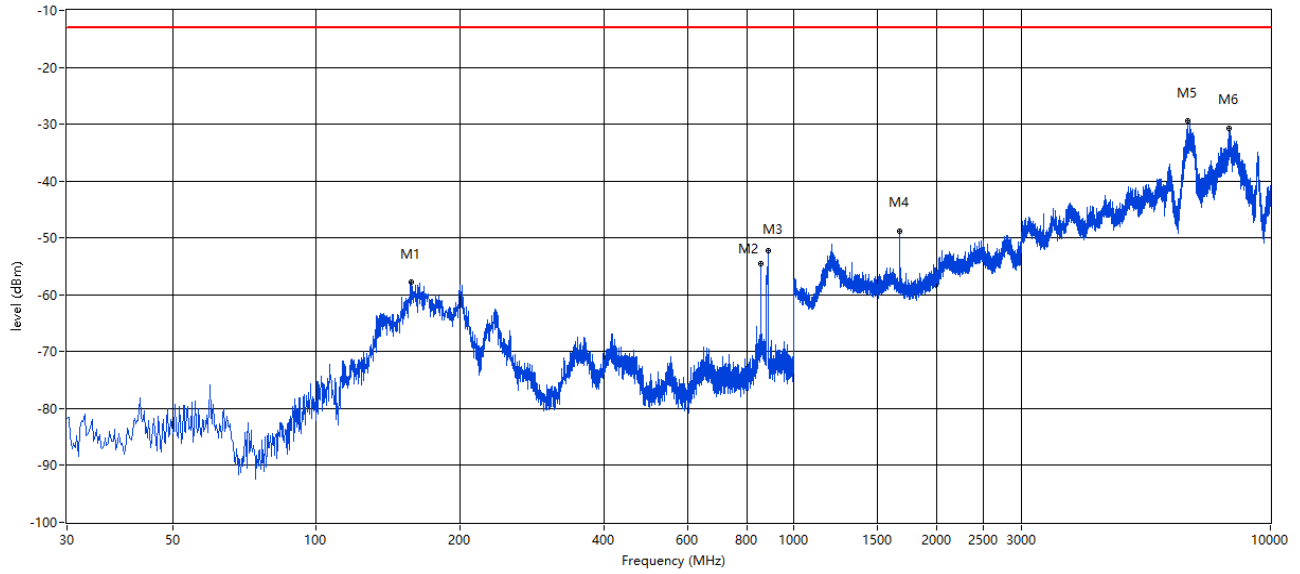


Frequency (MHz)	Result (dBm)	Factor (dB)	PK Limit (dBm)	Margin (dB)	Table (o)	ANT	EUT	Verdict
157.038	-65.19	-16.84	-13.0	52.19	332.00	Vertical	Horizontal	Pass
230.255	-68.18	-7.99	-13.0	55.18	107.00	Vertical	Horizontal	Pass
854.051	-61.21	4.45	-13.0	48.21	20.00	Vertical	Horizontal	N.A
879.750	-34.30	1.39	-13.0	21.30	88.00	Vertical	Horizontal	N.A
6690.827	-29.45	25.82	-13.0	16.45	236.00	Vertical	Horizontal	Pass
8224.444	-30.99	27.54	-13.0	17.99	111.00	Vertical	Horizontal	Pass

11.4 LTE Band 5 Bandwidth 10MHz, Middle Channel

RSE-H 10wid 30MHz-10GHz MID

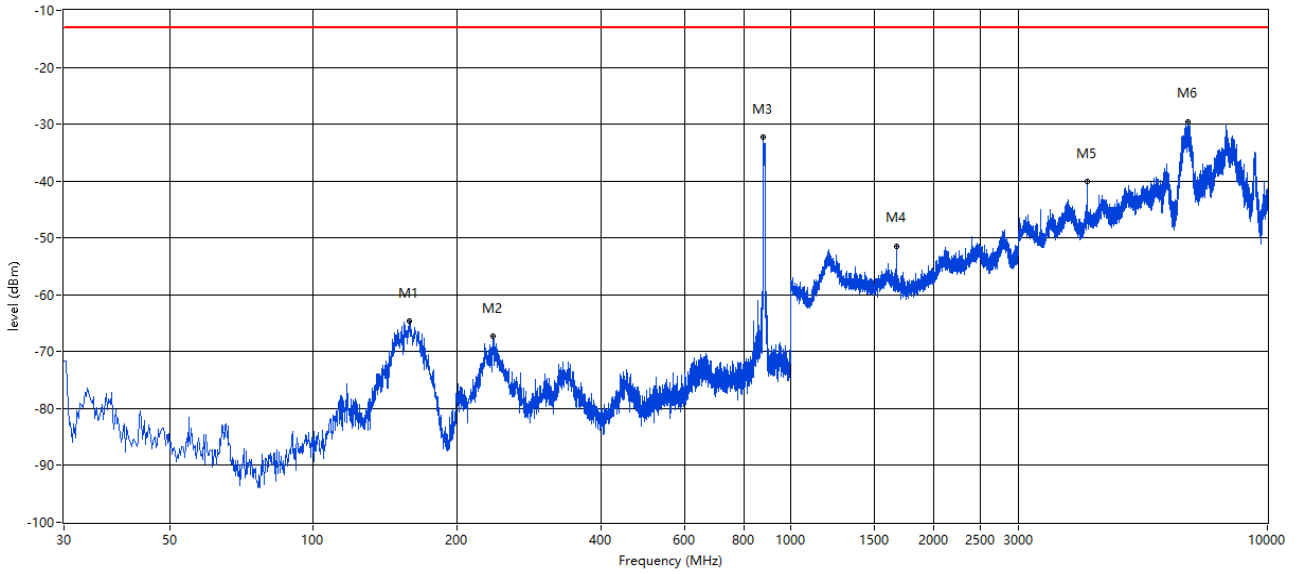
RSE Test case_CE FCC_FCC PART22&24&27_FCC PART 22_850_GSM 850&CDMA BC0&WCDMA B5<E B5&26



Frequency (MHz)	Result (dBm)	Factor (dB)	PK Limit (dBm)	Margin (dB)	Table (o)	ANT	EUT	Verdict
158.250	-57.78	-16.84	-13.0	44.78	45.00	Horizontal	Horizontal	Pass
838.749	-54.57	4.34	-13.0	41.57	178.00	Horizontal	Horizontal	N.A
882.841	-52.30	0.79	-13.0	39.30	68.00	Horizontal	Horizontal	N.A
1672.832	-48.91	-1.26	-13.0	35.91	316.00	Horizontal	Horizontal	Pass
6703.824	-29.39	26.17	-13.0	16.39	77.00	Horizontal	Horizontal	Pass
8196.451	-30.66	28.00	-13.0	17.66	198.00	Horizontal	Horizontal	Pass

RSE-V 10wid 30MHz-10GHz MID

RSE Test case_CE FCC_FCC PART22&24&27_FCC PART 22_850_GSM 850&CDMA BC0&WCDMA B5<E B5&26



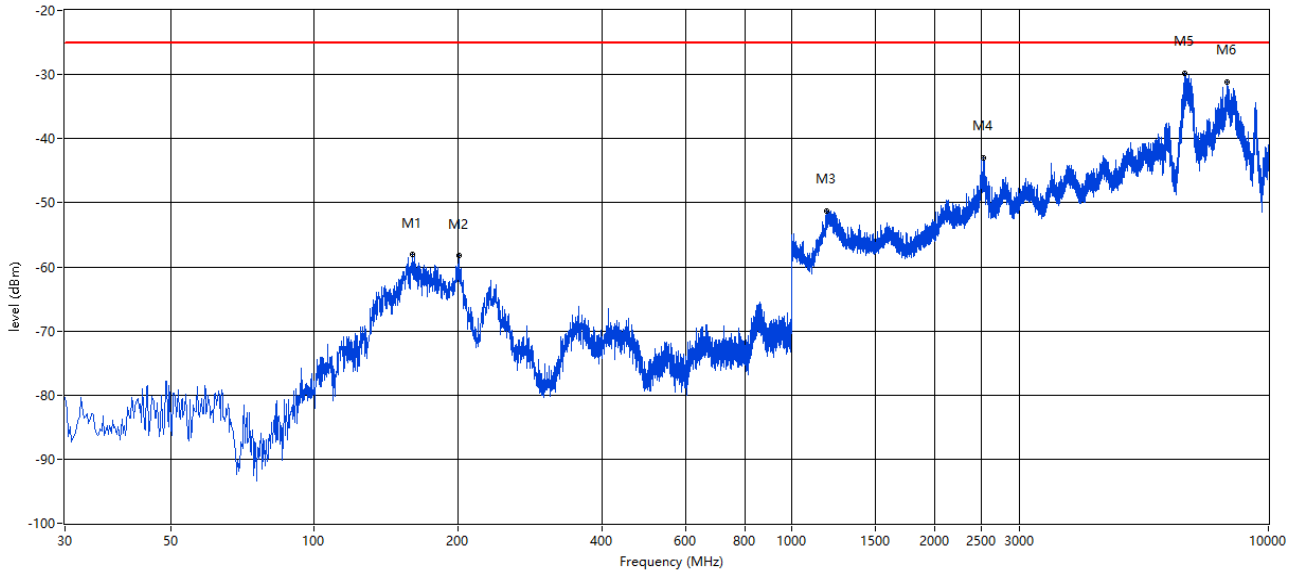
Frequency (MHz)	Result (dBm)	Factor (dB)	PK Limit (dBm)	Margin (dB)	Table (o)	ANT	EUT	Verdict
158.493	-64.61	-16.84	-13.0	51.61	87.00	Vertical	Horizontal	Pass
238.498	-67.31	-4.97	-13.0	54.31	23.00	Vertical	Horizontal	Pass
881.811	-32.20	1.75	-13.0	19.20	189.00	Vertical	Horizontal	N.A
1672.832	-51.50	-1.26	-13.0	38.50	60.00	Vertical	Horizontal	Pass
4182.454	-40.15	11.11	-13.0	27.15	234.00	Vertical	Horizontal	Pass
6798.800	-29.62	25.87	-13.0	16.62	10.00	Vertical	Horizontal	Pass

12 LTE Band 7

12.1 LTE Band 7 Bandwidth 5MHz, Middle Channel

RSE-H 5wid 30MHz-10GHz MID

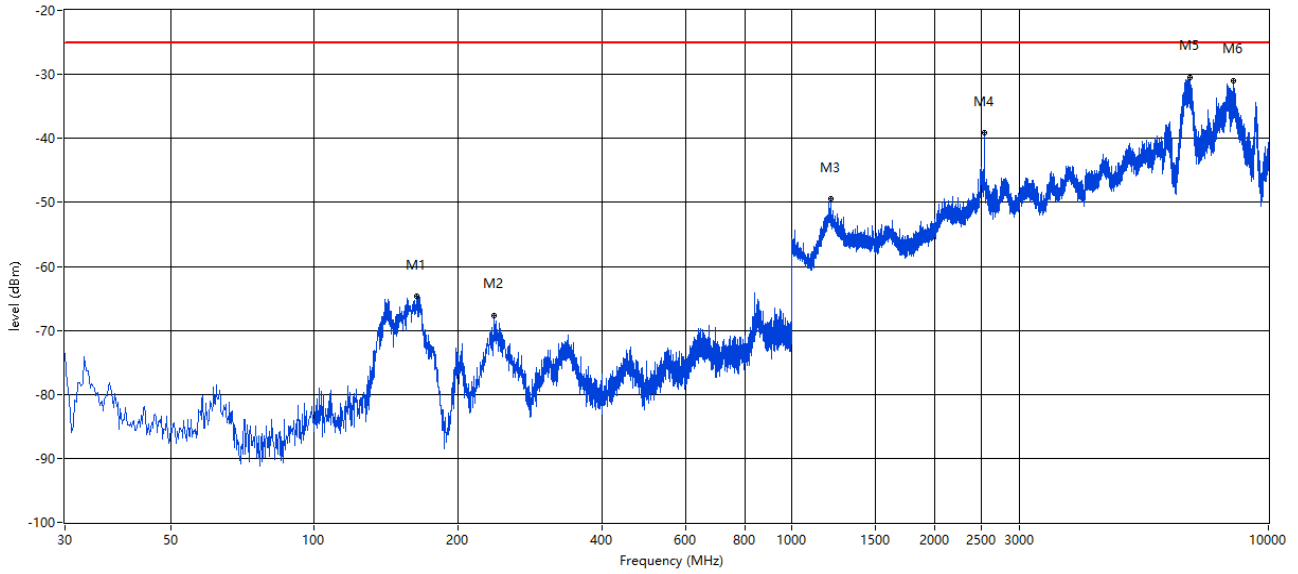
RSE Test case_CE FCC_FCC PART22&24&27_FCC PART 27_2535_LTE B7



Frequency (MHz)	Result (dBm)	Factor (dB)	PK Limit (dBm)	Margin (dB)	Table (o)	ANT	EUT	Verdict
160.190	-58.11	-16.44	-25.0	33.11	66.00	Horizontal	Horizontal	Pass
201.162	-58.17	-9.69	-25.0	33.17	98.00	Horizontal	Horizontal	Pass
1187.953	-51.34	5.11	-25.0	26.34	227.00	Horizontal	Horizontal	Pass
2533.117	-43.02	11.31	-25.0	18.02	98.00	Horizontal	Horizontal	N.A
6672.832	-29.84	25.09	-25.0	4.84	19.00	Horizontal	Horizontal	Pass
8199.450	-31.16	28.11	-25.0	6.16	22.00	Horizontal	Horizontal	Pass

RSE-V 5wid 30MHz-10GHz MID

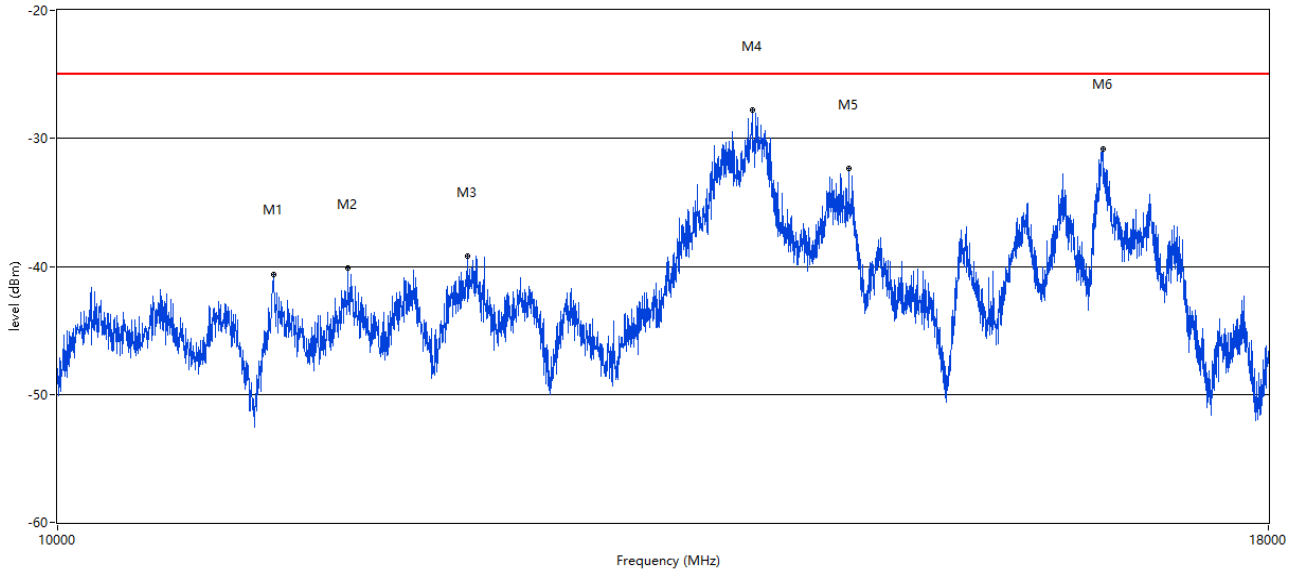
RSE Test case_CE FCC_FCC PART22&24&27_FCC PART 27_2535_LTE B7



Frequency (MHz)	Result (dBm)	Factor (dB)	PK Limit (dBm)	Margin (dB)	Table (o)	ANT	EUT	Verdict
163.827	-64.66	-16.39	-25.0	39.66	127.00	Vertical	Horizontal	Pass
238.013	-67.69	-4.36	-25.0	42.69	88.00	Vertical	Horizontal	Pass
1207.448	-49.37	5.60	-25.0	24.37	350.00	Vertical	Horizontal	Pass
2535.614	-39.08	10.89	-25.0	14.08	107.00	Vertical	Horizontal	N.A
6850.787	-30.46	25.16	-25.0	5.46	169.00	Vertical	Horizontal	Pass
8465.384	-31.07	26.65	-25.0	6.07	169.00	Vertical	Horizontal	Pass

RSE-H 5wid 10-18GHz MID

RSE Test case_CE FCC_FCC PART22&24&27_FCC LTE B7 10-18G



Frequency (MHz)	Result (dBm)	Factor (dB)	PK Limit (dBm)	Margin (dB)	Table (o)	ANT	EUT	Verdict
11105.724	-40.63	19.38	-25.0	15.63	136.00	Horizontal	Horizontal	Pass
11513.622	-40.15	19.94	-25.0	15.15	80.00	Horizontal	Horizontal	Pass
12201.450	-39.20	20.69	-25.0	14.20	52.00	Horizontal	Horizontal	Pass
14008.998	-27.80	32.63	-25.0	2.80	274.00	Horizontal	Horizontal	Pass
14684.829	-32.37	28.74	-25.0	7.37	85.00	Horizontal	Horizontal	Pass
16608.348	-30.79	30.03	-25.0	5.79	269.00	Horizontal	Horizontal	Pass

RSE-V 5wid 10-18GHz MID

RSE Test case_CE FCC_FCC PART22&24&27_FCC LTE B7 10-18G

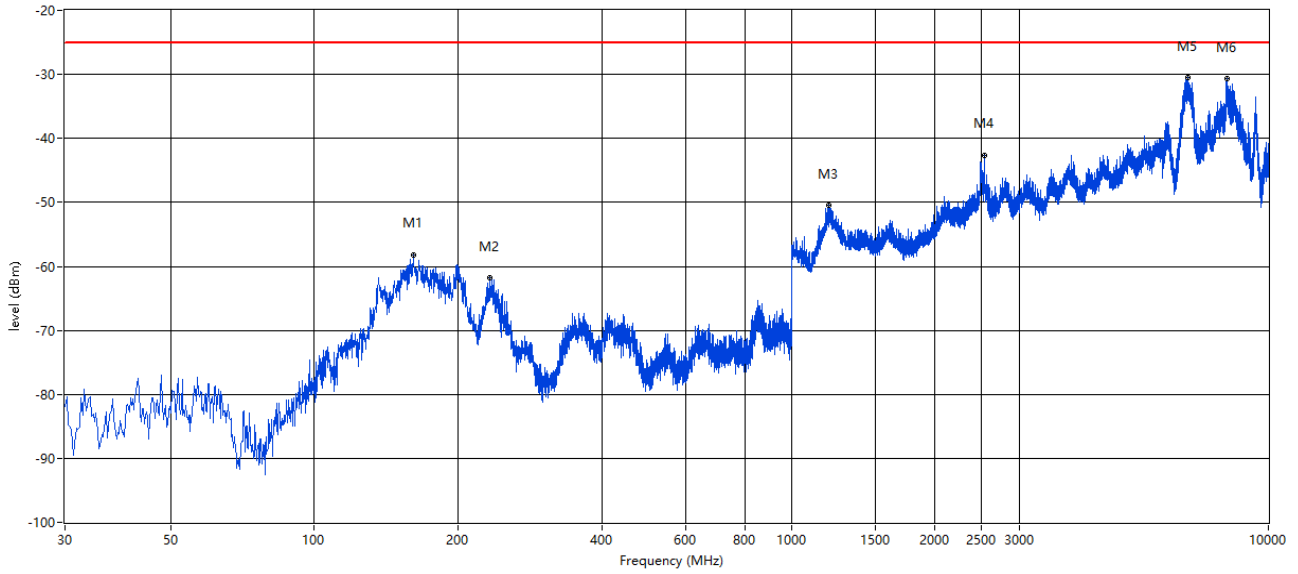


Frequency (MHz)	Result (dBm)	Factor (dB)	PK Limit (dBm)	Margin (dB)	Table (o)	ANT	EUT	Verdict
10837.791	-41.63	18.70	-25.0	16.63	19.00	Vertical	Horizontal	Pass
11899.525	-39.51	19.95	-25.0	14.51	283.00	Vertical	Horizontal	Pass
14066.983	-28.53	32.72	-25.0	3.53	113.00	Vertical	Horizontal	Pass
14546.863	-33.99	27.49	-25.0	8.99	84.00	Vertical	Horizontal	Pass
15992.502	-34.58	24.94	-25.0	9.58	254.00	Vertical	Horizontal	Pass
16606.348	-30.66	30.11	-25.0	5.66	88.00	Vertical	Horizontal	Pass

12.2 LTE Band 7 Bandwidth 10MHz, Middle Channel

RSE-H 10wid 30MHz-10GHz MID

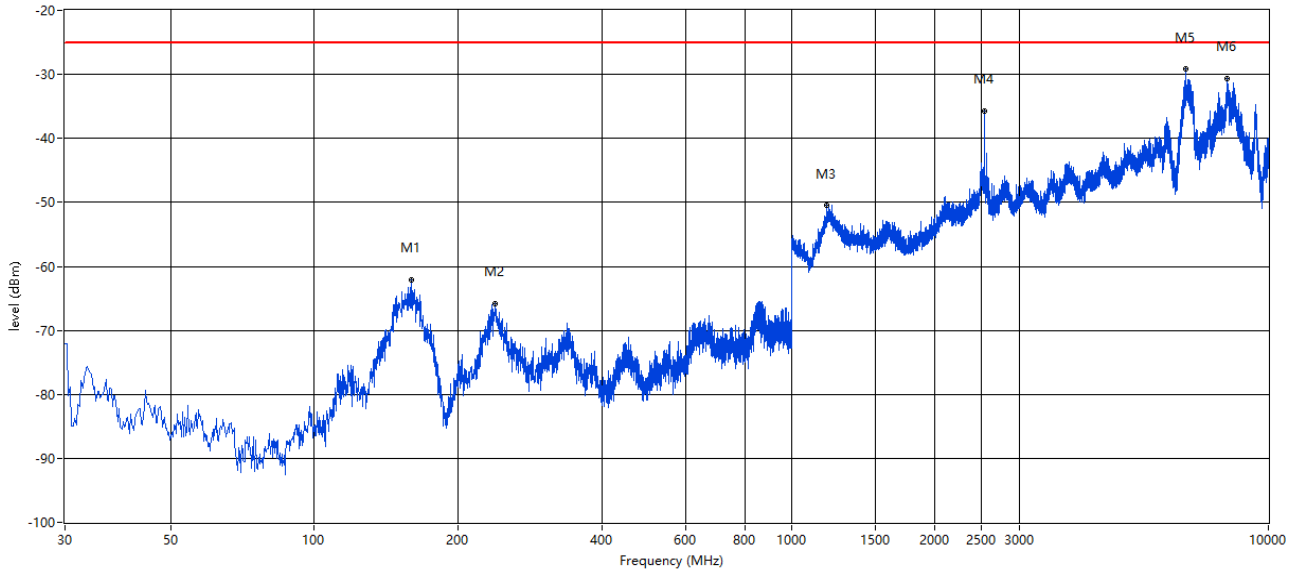
RSE Test case_CE FCC_FCC PART22&24&27_FCC PART 27_2535_LTE B7



Frequency (MHz)	Result (dBm)	Factor (dB)	PK Limit (dBm)	Margin (dB)	Table (o)	ANT	EUT	Verdict
161.402	-58.23	-16.42	-25.0	33.23	43.00	Horizontal	Horizontal	Pass
232.679	-61.86	-6.48	-25.0	36.86	88.00	Horizontal	Horizontal	Pass
1195.451	-50.43	5.63	-25.0	25.43	102.00	Horizontal	Horizontal	Pass
2535.116	-42.62	11.23	-25.0	17.62	76.00	Horizontal	Horizontal	N.A
6777.806	-30.48	25.94	-25.0	5.48	226.00	Horizontal	Horizontal	Pass
8186.453	-30.68	27.63	-25.0	5.68	58.00	Horizontal	Horizontal	Pass

RSE-V 10wid 30MHz-10GHz MID

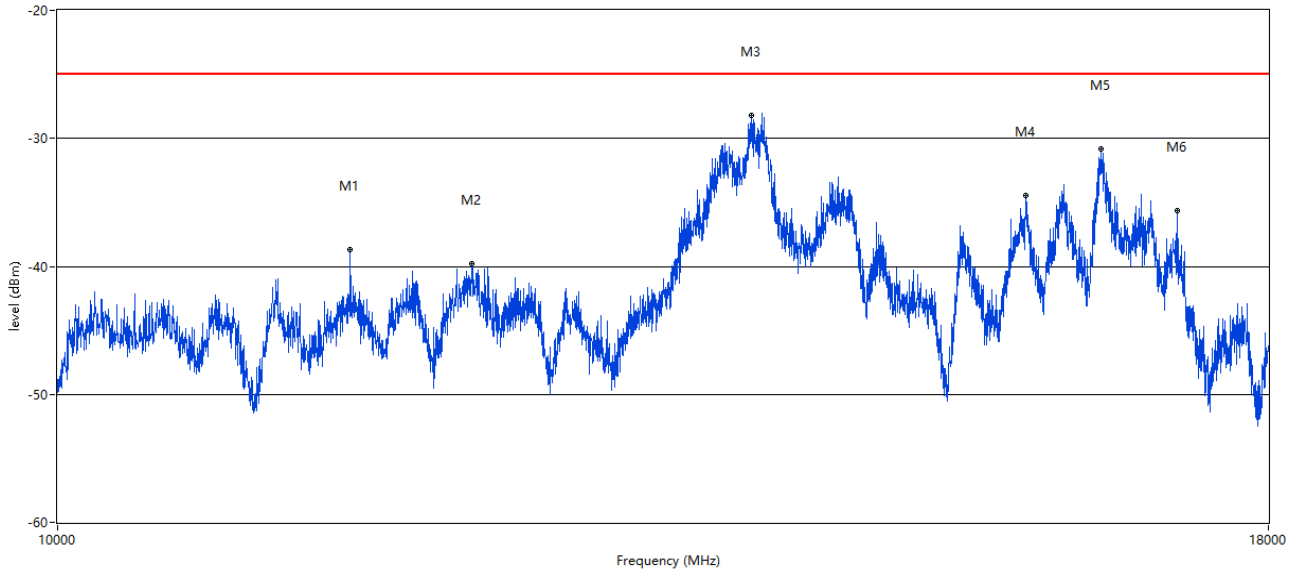
RSE Test case_CE FCC_FCC PART22&24&27_FCC PART 27_2535_LTE B7



Frequency (MHz)	Result (dBm)	Factor (dB)	PK Limit (dBm)	Margin (dB)	Table (o)	ANT	EUT	Verdict
159.948	-62.18	-16.44	-25.0	37.18	78.00	Vertical	Horizontal	Pass
239.225	-65.79	-3.88	-25.0	40.79	191.00	Vertical	Horizontal	Pass
1188.453	-50.46	5.15	-25.0	25.46	304.00	Vertical	Horizontal	Pass
2534.614	-35.81	10.85	-25.0	10.81	342.00	Vertical	Horizontal	N.A
6726.818	-29.06	26.10	-25.0	4.06	124.00	Vertical	Horizontal	Pass
8207.448	-30.66	27.95	-25.0	5.66	275.00	Vertical	Horizontal	Pass

RSE-H 10wid 10-18GHz MID

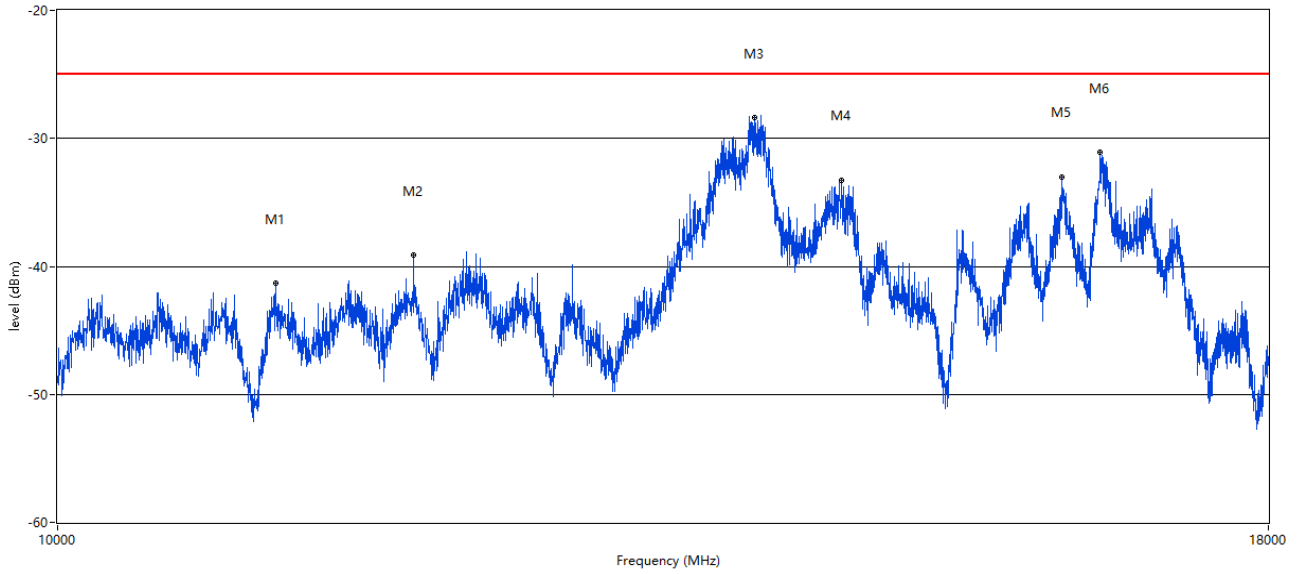
RSE Test case_CE FCC_FCC PART2&24&27_FCC LTE B7 10-18G



Frequency (MHz)	Result (dBm)	Factor (dB)	PK Limit (dBm)	Margin (dB)	Table (o)	ANT	EUT	Verdict
11527.618	-38.67	19.66	-25.0	13.67	5.00	Horizontal	Horizontal	Pass
12225.444	-39.83	20.56	-25.0	14.83	72.00	Horizontal	Horizontal	Pass
14002.999	-28.22	32.62	-25.0	3.22	38.00	Horizontal	Horizontal	Pass
15996.501	-34.48	25.05	-25.0	9.48	113.00	Horizontal	Horizontal	Pass
16598.350	-30.81	30.20	-25.0	5.81	202.00	Horizontal	Horizontal	Pass
17222.194	-35.67	23.81	-25.0	10.67	302.00	Horizontal	Horizontal	Pass

RSE-V 10wid 10-18GHz MID

RSE Test case_CE FCC_FCC PART22&24&27_FCC LTE B7 10-18G

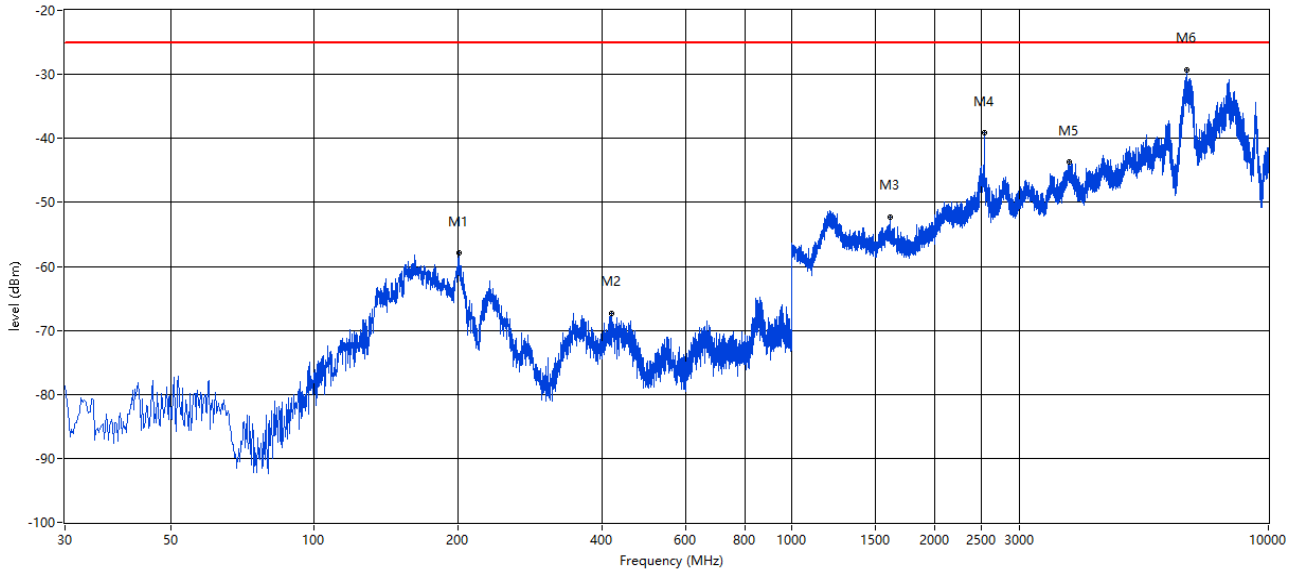


Frequency (MHz)	Result (dBm)	Factor (dB)	PK Limit (dBm)	Margin (dB)	Table (o)	ANT	EUT	Verdict
11115.721	-41.27	19.21	-25.0	16.27	232.00	Vertical	Horizontal	Pass
11885.529	-39.14	19.80	-25.0	14.14	17.00	Vertical	Horizontal	Pass
14026.993	-28.39	32.66	-25.0	3.39	348.00	Vertical	Horizontal	Pass
14630.842	-33.24	28.06	-25.0	8.24	131.00	Vertical	Horizontal	Pass
16278.430	-33.00	26.16	-25.0	8.00	117.00	Vertical	Horizontal	Pass
16590.352	-31.08	29.45	-25.0	6.08	332.00	Vertical	Horizontal	Pass

12.3 LTE Band 7 Bandwidth 15MHz, Middle Channel

RSE-H 15wid 30MHz-10GHz MID

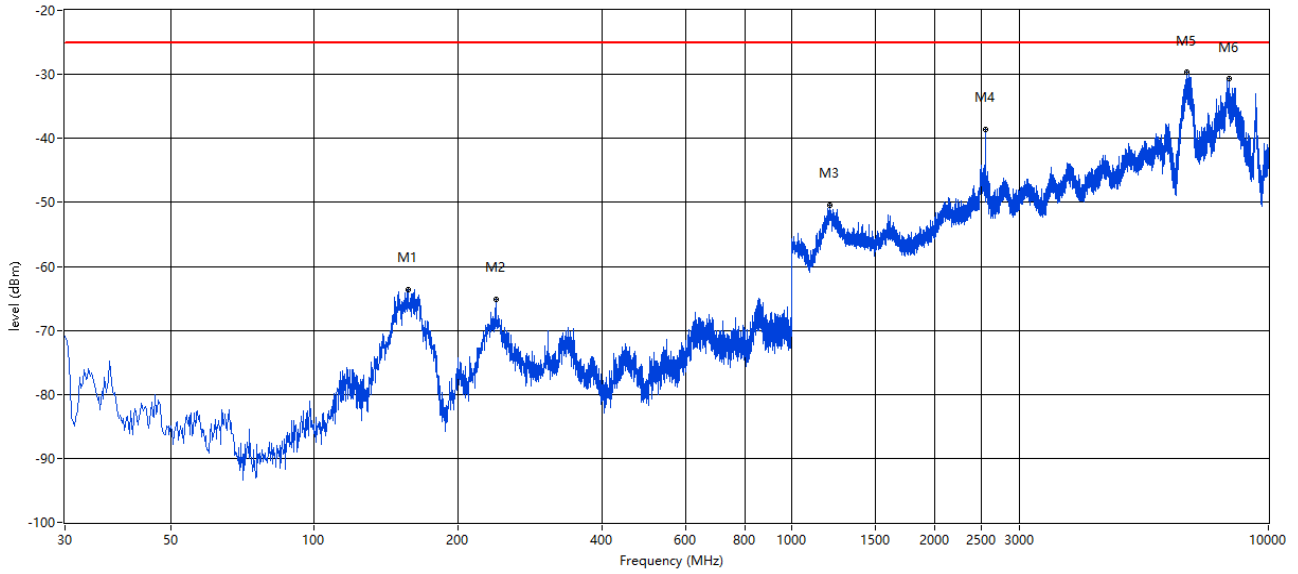
RSE Test case_CE FCC_FCC PART22&24&27_FCC PART 27_2535_LTE B7



Frequency (MHz)	Result (dBm)	Factor (dB)	PK Limit (dBm)	Margin (dB)	Table (o)	ANT	EUT	Verdict
201.405	-57.85	-9.82	-25.0	32.85	56.00	Horizontal	Horizontal	Pass
419.600	-67.30	-7.38	-25.0	42.30	78.00	Horizontal	Horizontal	Pass
1613.347	-52.29	2.06	-25.0	27.29	226.00	Horizontal	Horizontal	Pass
2535.615	-39.13	10.97	-25.0	14.13	13.00	Horizontal	Horizontal	N.A
3816.546	-43.76	11.52	-25.0	18.76	180.00	Horizontal	Horizontal	Pass
6730.817	-29.27	26.09	-25.0	4.27	334.00	Horizontal	Horizontal	Pass

RSE-V 15wid 30MHz-10GHz MID

RSE Test case_CE FCC_FCC PART22&24&27_FCC PART 27_2535_LTE B7



Frequency (MHz)	Result (dBm)	Factor (dB)	PK Limit (dBm)	Margin (dB)	Table (o)	ANT	EUT	Verdict
157.038	-63.56	-16.38	-25.0	38.56	37.00	Vertical	Horizontal	Pass
239.953	-65.13	-3.59	-25.0	40.13	289.00	Vertical	Horizontal	Pass
1201.450	-50.47	5.87	-25.0	25.47	187.00	Vertical	Horizontal	Pass
2535.613	-38.66	10.69	-25.0	13.66	99.00	Vertical	Horizontal	N.A
6738.815	-29.69	26.06	-25.0	4.69	183.00	Vertical	Horizontal	Pass
8296.426	-30.65	25.81	-25.0	5.65	159.00	Vertical	Horizontal	Pass

RSE-H 15wid 10-18GHz MID

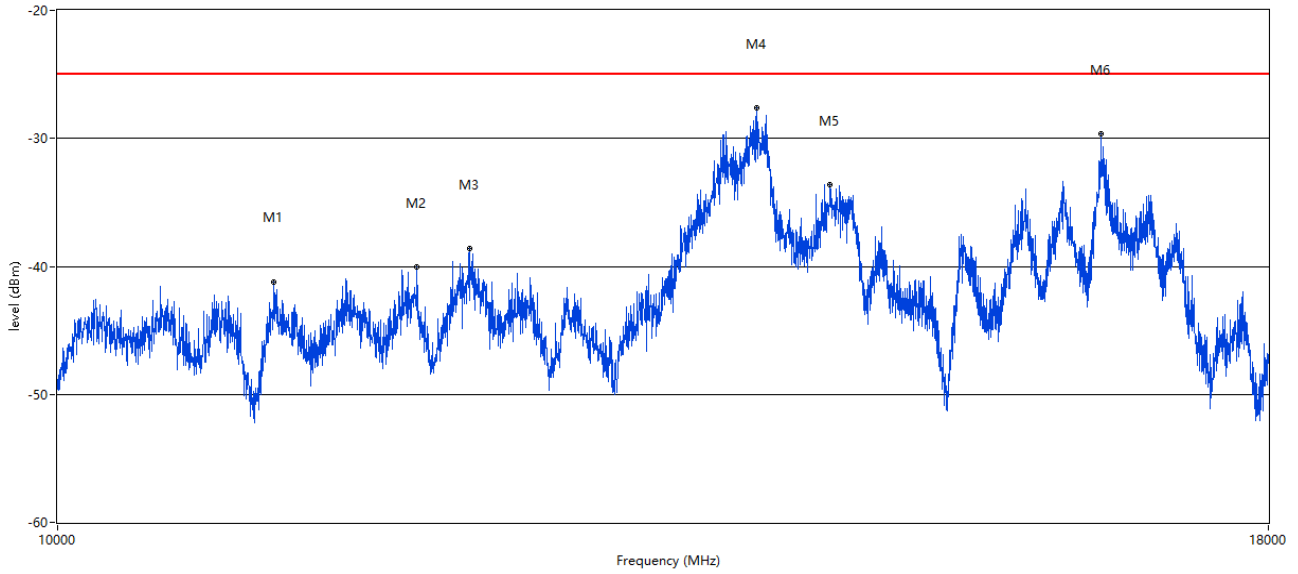
RSE Test case_CE FCC_FCC PART2&24&27_FCC LTE B7 10-18G



Frequency (MHz)	Result (dBm)	Factor (dB)	PK Limit (dBm)	Margin (dB)	Table (o)	ANT	EUT	Verdict
11107.723	-41.83	19.35	-25.0	16.83	264.00	Horizontal	Horizontal	Pass
12179.455	-38.40	20.45	-25.0	13.40	45.00	Horizontal	Horizontal	Pass
14002.999	-27.90	32.62	-25.0	2.90	160.00	Horizontal	Horizontal	Pass
14658.835	-33.20	28.41	-25.0	8.20	330.00	Horizontal	Horizontal	Pass
15510.622	-35.32	21.18	-25.0	10.32	56.00	Horizontal	Horizontal	Pass
16584.354	-30.76	28.88	-25.0	5.76	279.00	Horizontal	Horizontal	Pass

RSE-V 15wid 10-18GHz MID

RSE Test case_CE FCC_FCC PART2&24&27_FCC LTE B7 10-18G

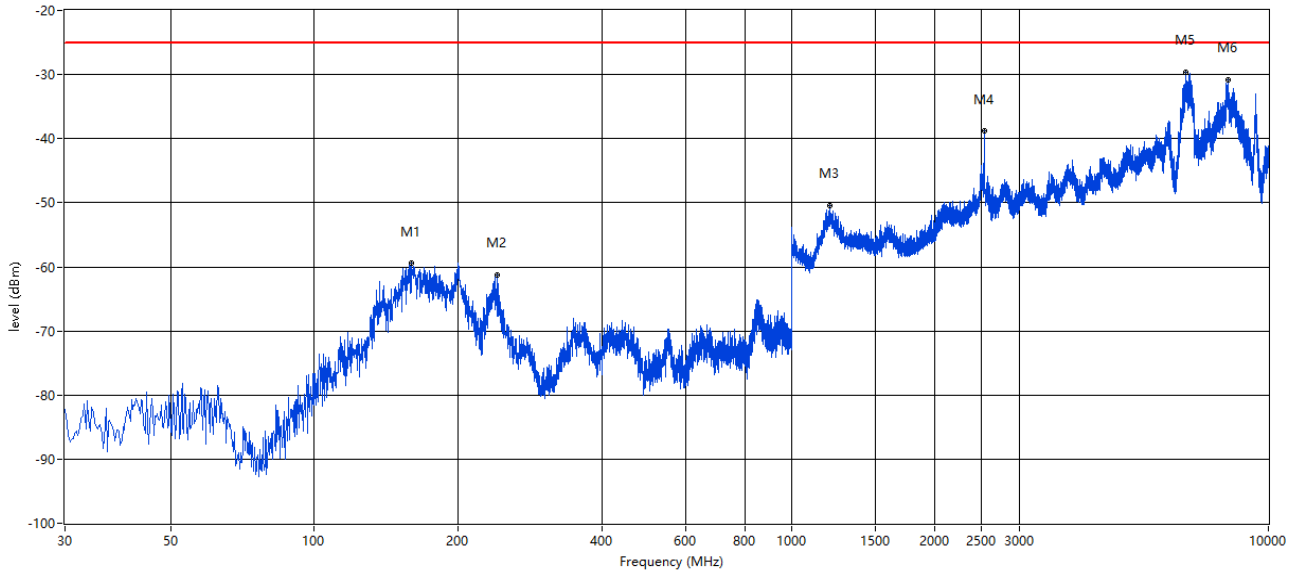


Frequency (MHz)	Result (dBm)	Factor (dB)	PK Limit (dBm)	Margin (dB)	Table (o)	ANT	EUT	Verdict
11105.724	-41.19	19.38	-25.0	16.19	230.00	Vertical	Horizontal	Pass
11905.524	-40.03	19.67	-25.0	15.03	346.00	Vertical	Horizontal	Pass
12215.446	-38.61	20.61	-25.0	13.61	239.00	Vertical	Horizontal	Pass
14042.989	-27.59	32.68	-25.0	2.59	209.00	Vertical	Horizontal	Pass
14546.863	-33.63	27.49	-25.0	8.63	319.00	Vertical	Horizontal	Pass
16592.352	-29.60	29.64	-25.0	4.60	56.00	Vertical	Horizontal	Pass

12.4 LTE Band 7 Bandwidth 20MHz, Middle Channel

RSE-H 20wid 30MHz-10GHz MID

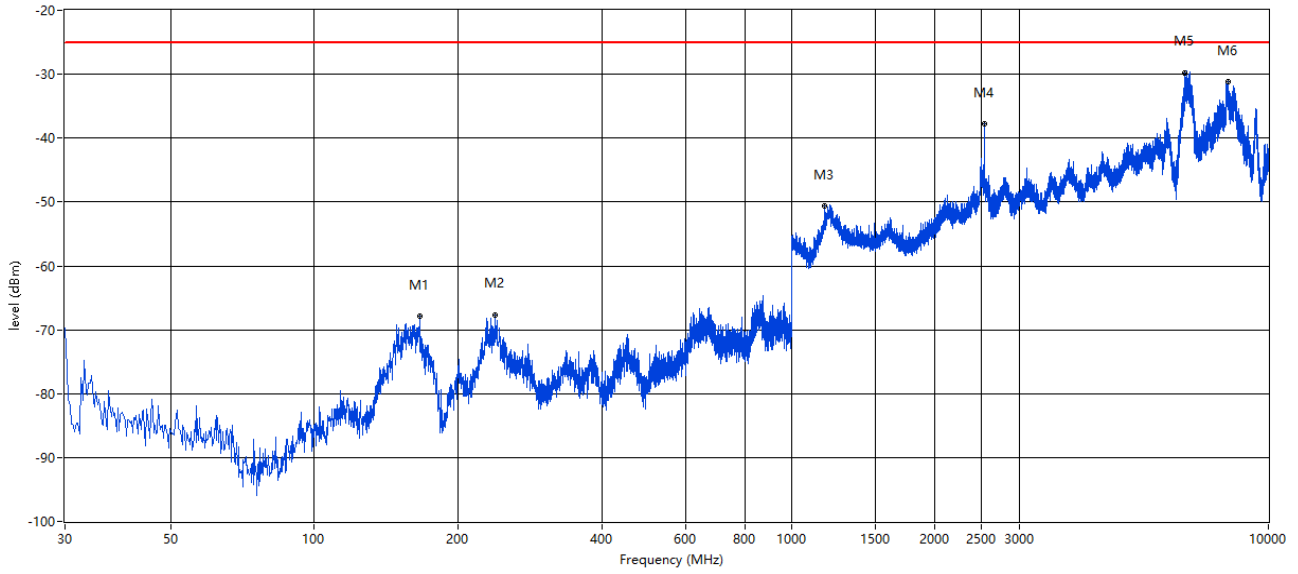
RSE Test case_CE FCC_FCC PART22&24&27_FCC PART 27_2535_LTE B7



Frequency (MHz)	Result (dBm)	Factor (dB)	PK Limit (dBm)	Margin (dB)	Table (o)	ANT	EUT	Verdict
159.463	-59.47	-16.43	-25.0	34.47	235.00	Horizontal	Horizontal	Pass
242.134	-61.19	-4.15	-25.0	36.19	339.00	Horizontal	Horizontal	Pass
1202.449	-50.45	5.83	-25.0	25.45	126.00	Horizontal	Horizontal	Pass
2535.115	-47.85	11.07	-25.0	22.85	65.00	Horizontal	Horizontal	N.A
6719.820	-29.67	26.12	-25.0	4.67	239.00	Horizontal	Horizontal	Pass
8214.446	-30.75	27.78	-25.0	5.75	34.00	Horizontal	Horizontal	Pass

RSE-V 20wid 30MHz-10GHz MID

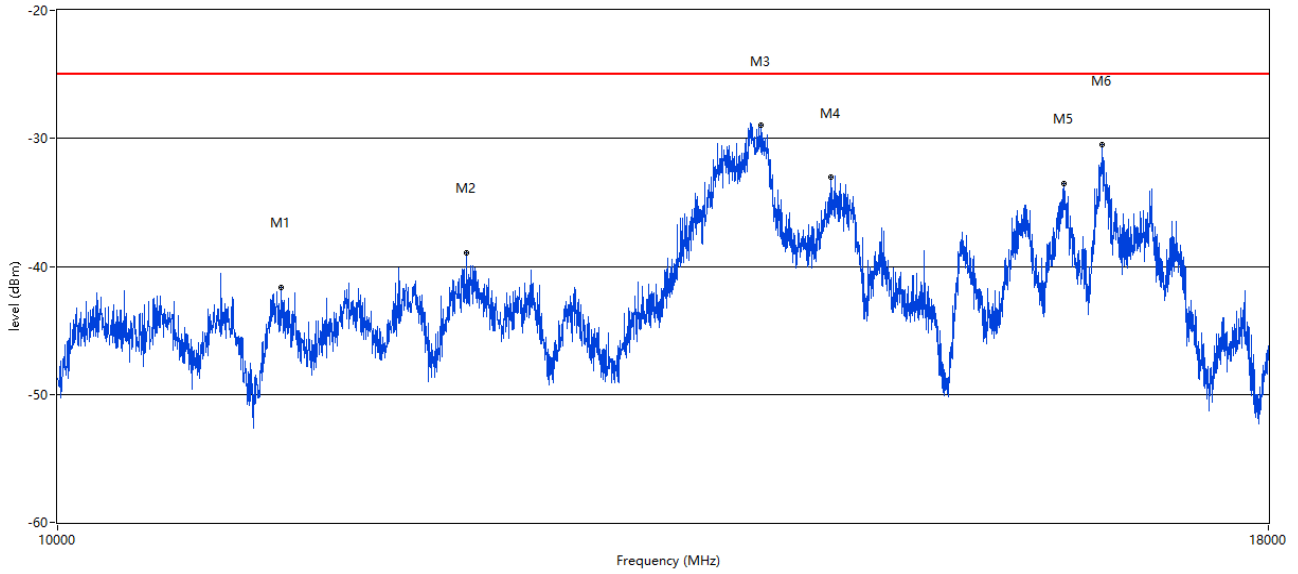
RSE Test case_CE FCC_FCC PART22&24&27_FCC PART 27_2535_LTE B7



Frequency (MHz)	Result (dBm)	Factor (dB)	PK Limit (dBm)	Margin (dB)	Table (o)	ANT	EUT	Verdict
166.008	-67.84	-16.47	-25.0	42.84	76.00	Vertical	Horizontal	Pass
239.468	-67.72	-3.78	-25.0	42.72	269.00	Vertical	Horizontal	Pass
1175.956	-50.66	4.26	-25.0	25.66	14.00	Vertical	Horizontal	Pass
2535.116	-38.71	11.23	-25.0	13.71	360.00	Vertical	Horizontal	N.A
6682.829	-29.78	25.50	-25.0	4.78	330.00	Vertical	Horizontal	Pass
8219.445	-31.21	27.66	-25.0	6.21	125.00	Vertical	Horizontal	Pass

RSE-H 20wid 10-18GHz MID

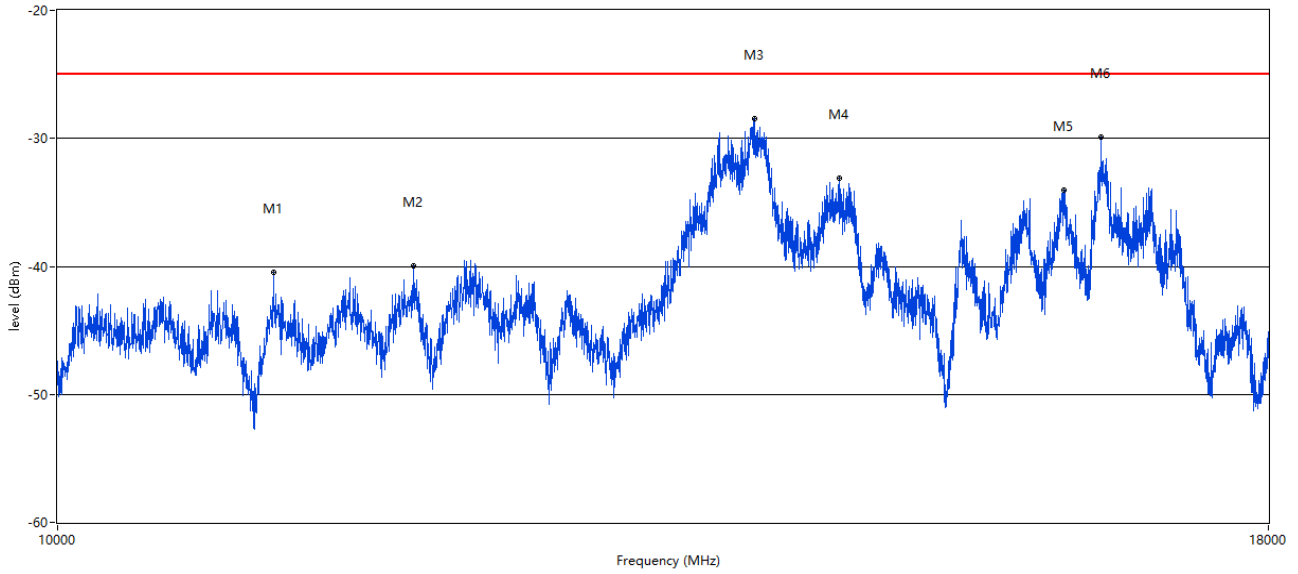
RSE Test case_CE FCC_FCC PART22&24&27_FCC LTE B7 10-18G



Frequency (MHz)	Result (dBm)	Factor (dB)	PK Limit (dBm)	Margin (dB)	Table (o)	ANT	EUT	Verdict
11147.713	-41.65	18.66	-25.0	16.65	66.00	Horizontal	Horizontal	Pass
12195.451	-38.91	20.65	-25.0	13.91	204.00	Horizontal	Horizontal	Pass
14066.983	-28.96	32.72	-25.0	3.96	210.00	Horizontal	Horizontal	Pass
14558.860	-32.99	27.53	-25.0	7.99	186.00	Horizontal	Horizontal	Pass
16298.425	-33.57	27.08	-25.0	8.57	331.00	Horizontal	Horizontal	Pass
16606.348	-30.47	30.11	-25.0	5.47	213.00	Horizontal	Horizontal	Pass

RSE-V 20wid 10-18GHz MID

RSE Test case_CE FCC_FCC PART22&24&27_FCC LTE B7 10-18G



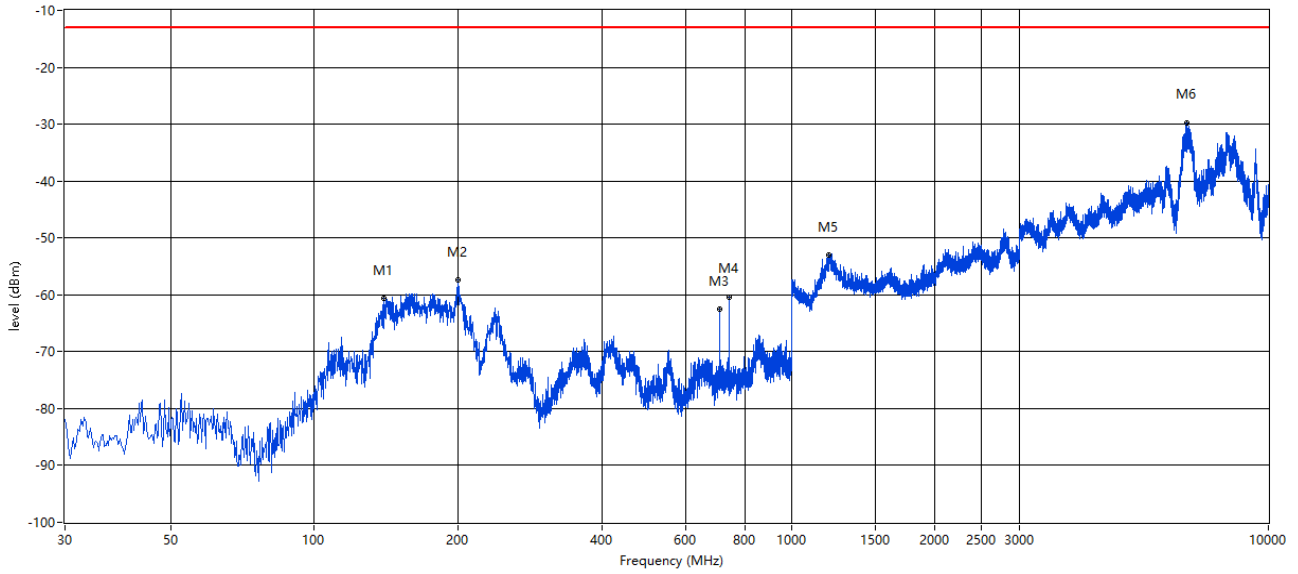
Frequency (MHz)	Result (dBm)	Factor (dB)	PK Limit (dBm)	Margin (dB)	Table (o)	ANT	EUT	Verdict
11105.724	-40.48	19.38	-25.0	15.48	216.00	Vertical	Horizontal	Pass
11887.528	-39.97	19.82	-25.0	14.97	118.00	Vertical	Horizontal	Pass
14028.993	-28.44	32.66	-25.0	3.44	206.00	Vertical	Horizontal	Pass
14614.846	-33.13	27.86	-25.0	8.13	314.00	Vertical	Horizontal	Pass
16296.426	-34.07	26.99	-25.0	9.07	106.00	Vertical	Horizontal	Pass
16596.351	-29.89	30.02	-25.0	4.89	156.00	Vertical	Horizontal	Pass

13 LTE Band 17

13.1 LTE Band 17 Bandwidth 5MHz, Middle Channel

RSE-H 5wid 30MHz-10GHz MID

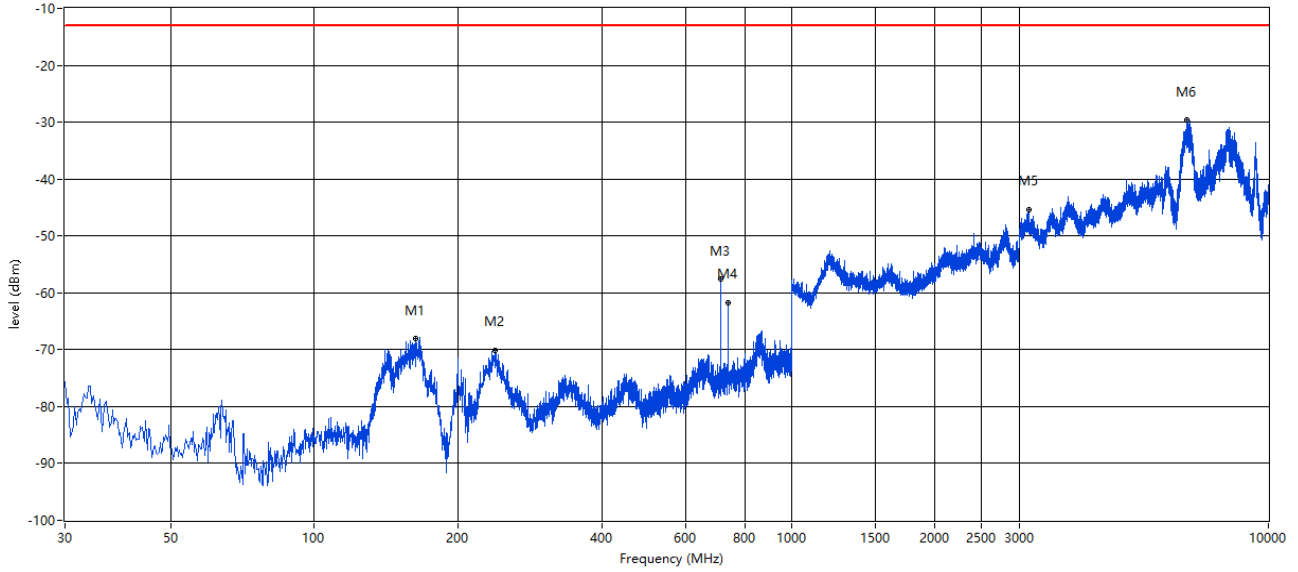
RSE Test case_CE FCC_FCC PART22&24&27_FCC LTE B17



Frequency (MHz)	Result (dBm)	Factor (dB)	PK Limit (dBm)	Margin (dB)	Table (o)	ANT	EUT	Verdict
139.583	-60.53	-16.81	-13.0	47.53	291.00	Horizontal	Horizontal	Pass
200.192	-57.42	-10.04	-13.0	44.42	350.00	Horizontal	Horizontal	Pass
706.891	-62.50	-2.88	-13.0	49.50	102.00	Horizontal	Horizontal	N.A
742.044	-60.35	-2.17	-13.0	47.35	295.00	Horizontal	Horizontal	N.A
1196.451	-52.98	3.78	-13.0	39.98	313.00	Horizontal	Horizontal	Pass
6751.812	-29.79	26.02	-13.0	16.79	35.00	Horizontal	Horizontal	Pass

RSE-V 5wid 30MHz-10GHz MID

RSE Test case_CE FCC_FCC PART2&24&27_FCC LTE B17

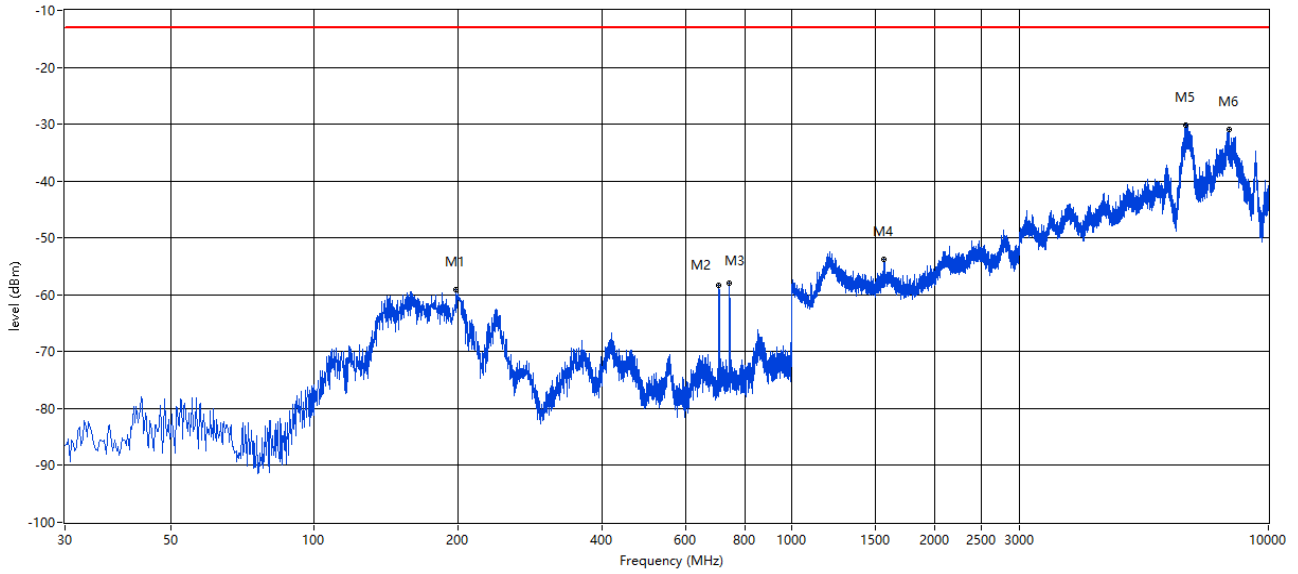


Frequency (MHz)	Result (dBm)	Factor (dB)	PK Limit (dBm)	Margin (dB)	Table (o)	ANT	EUT	Verdict
163.342	-67.94	-16.97	-13.0	54.94	188.00	Vertical	Horizontal	Pass
239.710	-70.22	-4.53	-13.0	57.22	187.00	Vertical	Horizontal	Pass
709.558	-57.50	-2.79	-13.0	44.50	68.00	Vertical	Horizontal	N.A
738.408	-62.76	-2.24	-13.0	49.76	213.00	Vertical	Horizontal	N.A
3144.714	-45.42	10.10	-13.0	32.42	265.00	Vertical	Horizontal	Pass
6740.815	-29.67	26.06	-13.0	16.67	111.00	Vertical	Horizontal	Pass

13.2 LTE Band 17 Bandwidth 10MHz, Middle Channel

RSE-H 10wid 30MHz-10GHz MID

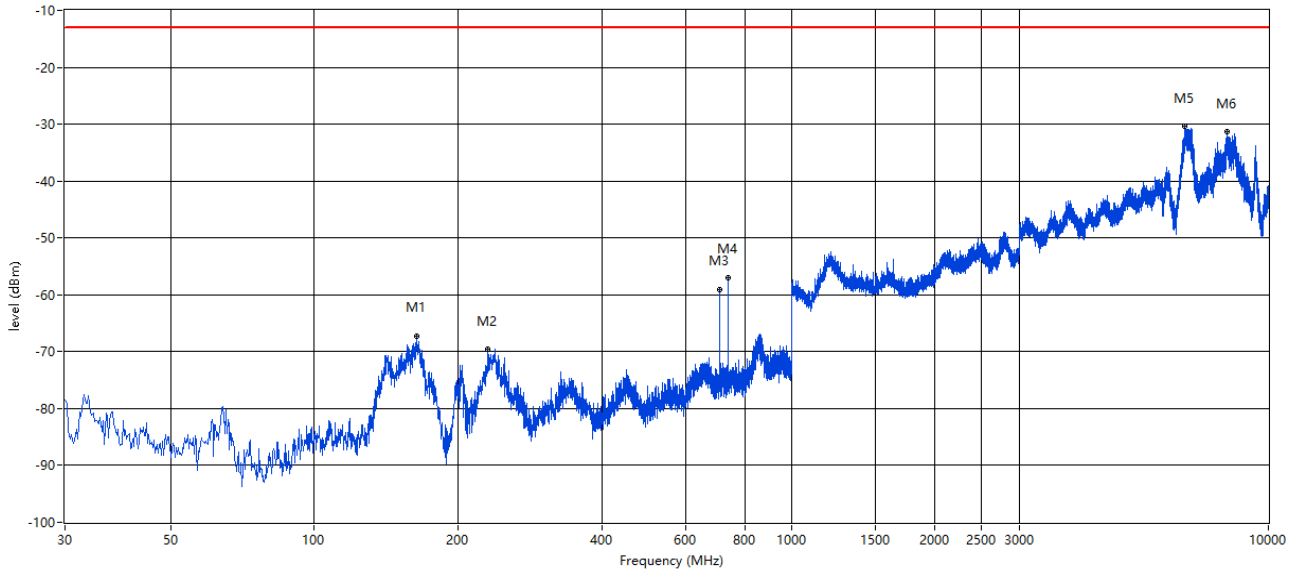
RSE Test case_CE FCC_FCC PART22&24&27_FCC LTE B17



Frequency (MHz)	Result (dBm)	Factor (dB)	PK Limit (dBm)	Margin (dB)	Table (o)	ANT	EUT	Verdict
197.768	-59.15	-12.03	-13.0	46.15	358.00	Horizontal	Horizontal	Pass
709.497	-58.32	-2.99	-13.0	45.32	229.00	Horizontal	Horizontal	N.A
740.105	-58.17	-2.23	-13.0	45.17	79.00	Horizontal	Horizontal	N.A
1566.358	-53.71	-0.55	-13.0	40.71	235.00	Horizontal	Horizontal	Pass
6703.824	-30.08	26.17	-13.0	17.08	184.00	Horizontal	Horizontal	Pass
8259.435	-30.85	26.70	-13.0	17.85	81.00	Horizontal	Horizontal	Pass

RSE-V 10wid 30MHz-10GHz MID

RSE Test case_CE FCC_FCC PART22&24&27_FCC LTE B17



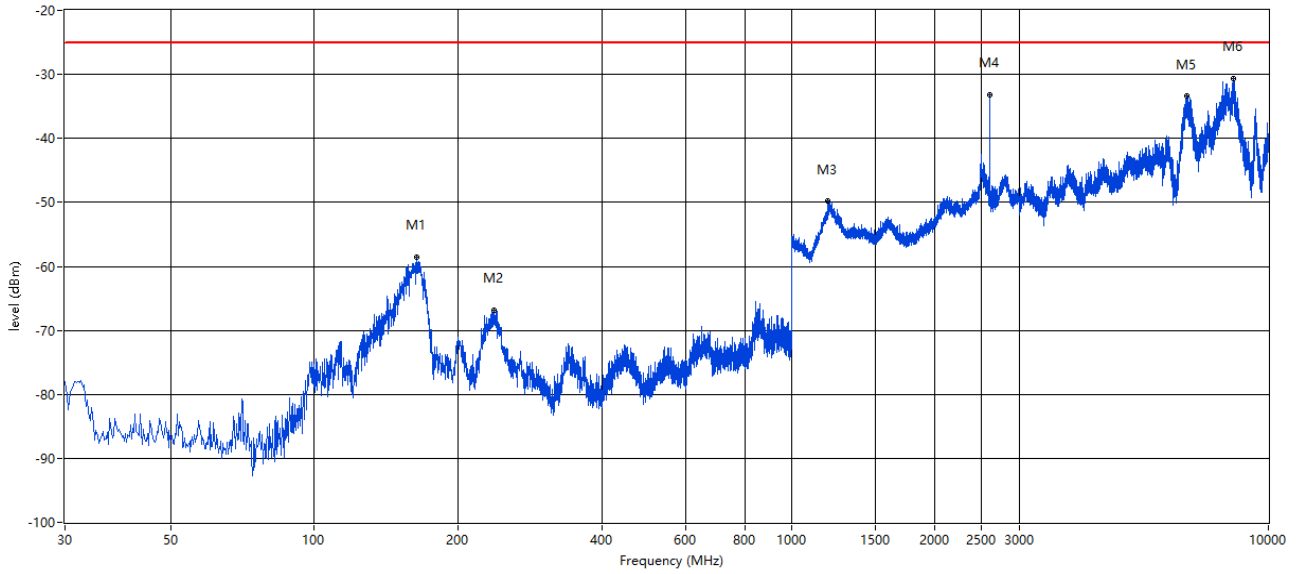
Frequency (MHz)	Result (dBm)	Factor (dB)	PK Limit (dBm)	Margin (dB)	Table (o)	ANT	EUT	Verdict
163.827	-67.29	-16.99	-13.0	54.29	209.00	Vertical	Horizontal	Pass
230.497	-69.61	-7.90	-13.0	56.61	290.00	Vertical	Horizontal	Pass
707.618	-59.02	-2.86	-13.0	46.02	184.00	Vertical	Horizontal	N.A
736.953	-57.00	-2.24	-13.0	44.00	88.00	Vertical	Horizontal	N.A
6688.828	-30.35	25.74	-13.0	17.35	161.00	Vertical	Horizontal	Pass
8196.451	-31.40	28.00	-13.0	18.40	32.00	Vertical	Horizontal	Pass

14 LTE Band 41

14.1 LTE Band 41 Bandwidth 5MHz, Middle Channel

RSE-H 5wid 30MHz-10GHz MID

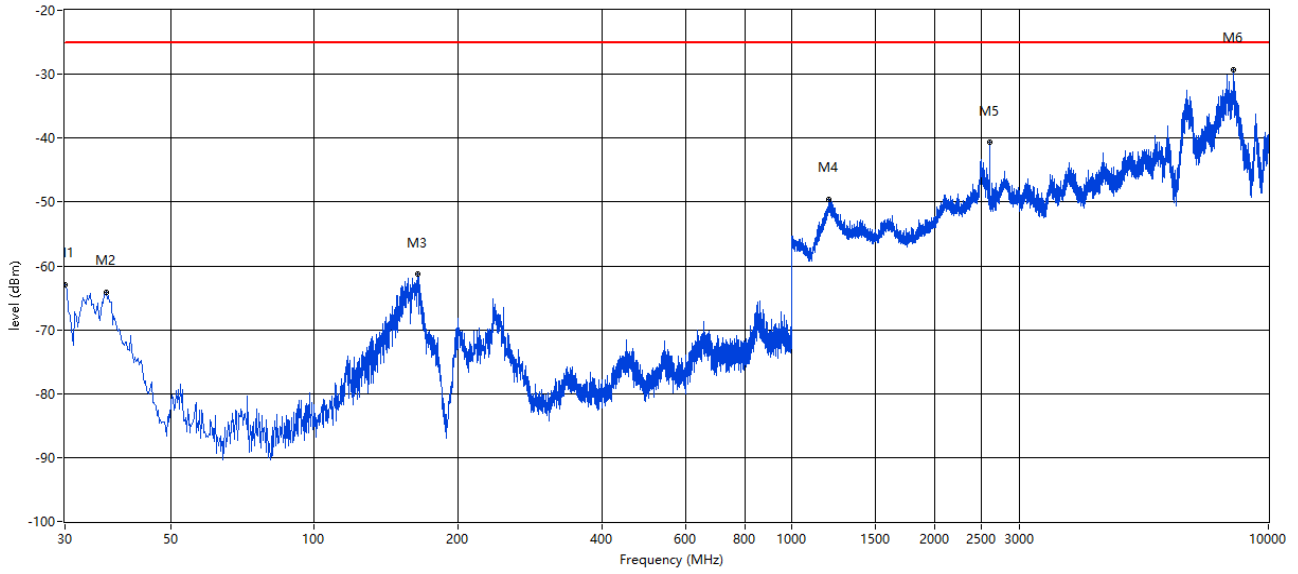
RSE Test case_CE FCC_FCC PART22&24&27_FCC LTE B41



Frequency (MHz)	Result (dBm)	Factor (dB)	PK Limit (dBm)	Margin (dB)	Table (o)	ANT	EUT	Verdict
163.584	-58.57	-16.40	-25.0	33.57	283.00	Horizontal	Horizontal	Pass
238.013	-66.85	-4.36	-25.0	41.85	19.00	Horizontal	Horizontal	Pass
1194.451	-49.82	5.57	-25.0	24.82	325.00	Horizontal	Horizontal	Pass
2604.599	-33.20	8.59	-25.0	8.20	236.00	Horizontal	Horizontal	N.A
6740.815	-33.37	26.06	-25.0	8.37	12.00	Horizontal	Horizontal	Pass
8453.387	-30.63	26.62	-25.0	5.63	8.00	Horizontal	Horizontal	Pass

RSE-V 5wid 30MHz-10GHz MID

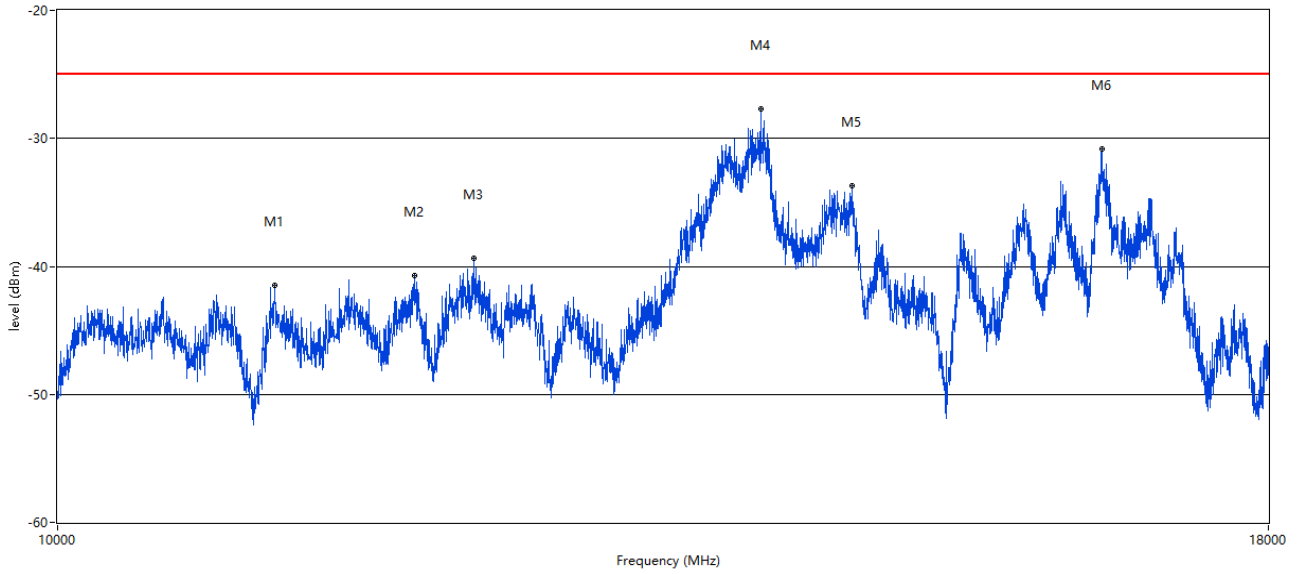
RSE Test case_CE FCC_FCC PART2&24&27_FCC LTE B41



Frequency (MHz)	Result (dBm)	Factor (dB)	PK Limit (dBm)	Margin (dB)	Table (o)	ANT	EUT	Verdict
30.000	-62.94	-13.04	-25.0	37.94	16.00	Vertical	Horizontal	Pass
36.546	-64.13	-11.80	-25.0	39.13	303.00	Vertical	Horizontal	Pass
164.311	-61.35	-16.39	-25.0	36.35	100.00	Vertical	Horizontal	Pass
1196.451	-49.60	5.70	-25.0	24.60	182.00	Vertical	Horizontal	Pass
2606.598	-40.70	8.57	-25.0	15.70	4.00	Vertical	Horizontal	N.A
8463.384	-29.33	26.64	-25.0	4.33	61.00	Vertical	Horizontal	Pass

RSE-H 5wid 10-18GHz MID

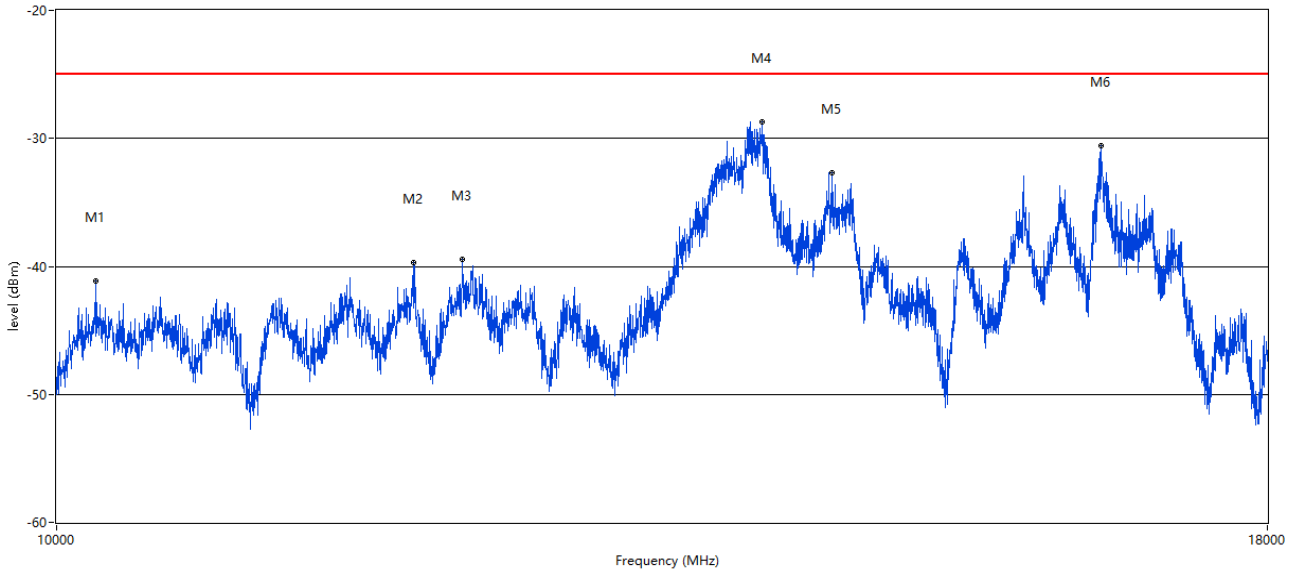
RSE Test case_CE FCC_FCC PART22&24&27_FCC LTE B41 10-18G



Frequency (MHz)	Result (dBm)	Factor (dB)	PK Limit (dBm)	Margin (dB)	Table (o)	ANT	EUT	Verdict
11109.723	-41.52	19.31	-25.0	16.52	209.00	Horizontal	Horizontal	Pass
11893.527	-40.72	19.89	-25.0	15.72	187.00	Horizontal	Horizontal	Pass
12237.441	-39.40	20.49	-25.0	14.40	190.00	Horizontal	Horizontal	Pass
14068.983	-27.72	32.72	-25.0	2.72	79.00	Horizontal	Horizontal	Pass
14706.823	-33.69	28.34	-25.0	8.69	40.00	Horizontal	Horizontal	Pass
16600.350	-30.84	30.35	-25.0	5.84	272.00	Horizontal	Horizontal	Pass

RSE-V 5wid 10-18GHz MID

RSE Test case_CE FCC_FCC PART22&24&27_FCC LTE B41 10-18G

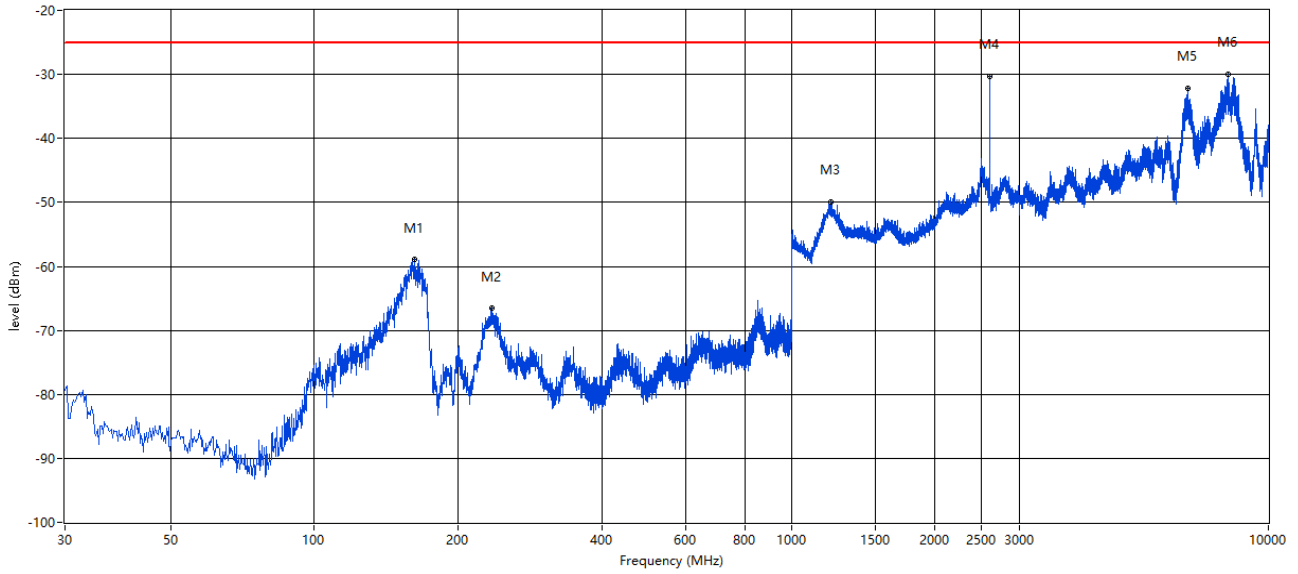


Frequency (MHz)	Result (dBm)	Factor (dB)	PK Limit (dBm)	Margin (dB)	Table (o)	ANT	EUT	Verdict
10189.953	-41.17	18.24	-25.0	16.17	270.00	Vertical	Horizontal	Pass
11893.527	-39.70	19.89	-25.0	14.70	97.00	Vertical	Horizontal	Pass
12175.456	-39.48	20.40	-25.0	14.48	250.00	Vertical	Horizontal	Pass
14086.978	-28.71	32.75	-25.0	3.71	326.00	Vertical	Horizontal	Pass
14572.857	-32.71	27.58	-25.0	7.71	231.00	Vertical	Horizontal	Pass
16604.349	-30.55	30.19	-25.0	5.55	264.00	Vertical	Horizontal	Pass

14.2 LTE Band 41 Bandwidth 10MHz, Middle Channel

RSE-H 10wid 30MHz-10GHz MID

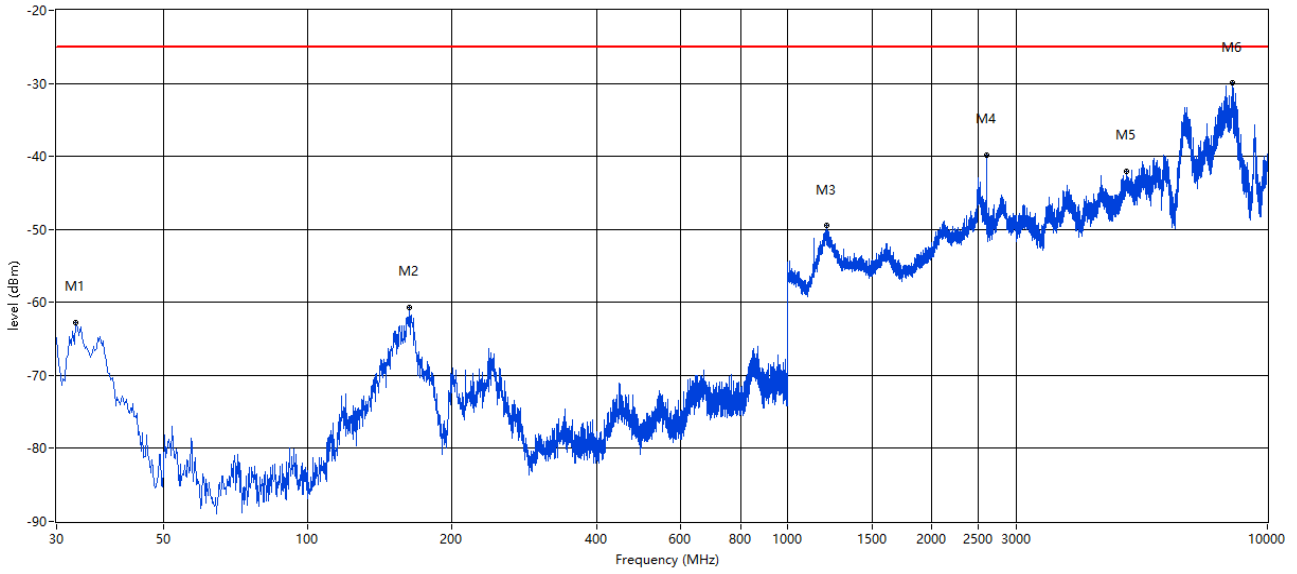
RSE Test case_CE FCC_FCC PART22&24&27_FCC LTE B41



Frequency (MHz)	Result (dBm)	Factor (dB)	PK Limit (dBm)	Margin (dB)	Table (o)	ANT	EUT	Verdict
161.887	-58.89	-16.42	-25.0	33.89	204.00	Horizontal	Horizontal	Pass
235.104	-66.46	-5.52	-25.0	41.46	330.00	Horizontal	Horizontal	Pass
1210.947	-49.93	5.43	-25.0	24.93	68.00	Horizontal	Horizontal	Pass
2605.100	-30.28	8.63	-25.0	5.28	111.00	Horizontal	Horizontal	N.A
6786.803	-32.15	25.91	-25.0	7.15	206.00	Horizontal	Horizontal	Pass
8246.438	-29.90	27.01	-25.0	4.90	246.00	Horizontal	Horizontal	Pass

RSE-V 10wid 30MHz-10GHz MID

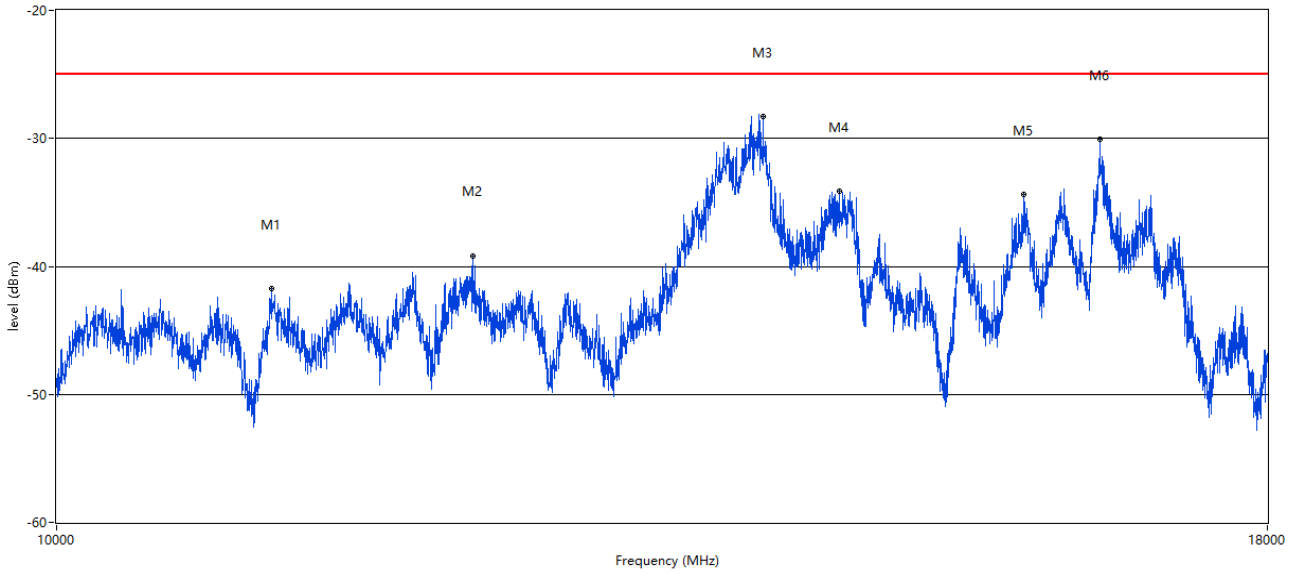
RSE Test case_CE FCC_FCC PART22&24&27_FCC LTE B41



Frequency (MHz)	Result (dBm)	Factor (dB)	PK Limit (dBm)	Margin (dB)	Table (o)	ANT	EUT	Verdict
32.909	-62.79	-12.45	-25.0	37.79	202.00	Vertical	Horizontal	Pass
162.614	-60.64	-16.41	-25.0	35.64	349.00	Vertical	Horizontal	Pass
1204.949	-49.51	5.71	-25.0	24.51	213.00	Vertical	Horizontal	Pass
2605.600	-39.90	8.63	-25.0	14.90	243.00	Vertical	Horizontal	N.A
5077.731	-42.05	15.23	-25.0	17.05	303.00	Vertical	Horizontal	Pass
8459.385	-29.97	26.63	-25.0	4.97	155.00	Vertical	Horizontal	Pass

RSE-H 10wid 10-18GHz MID

RSE Test case_CE FCC_FCC PART22&24&27_FCC LTE B41 10-18G



Frequency (MHz)	Result (dBm)	Factor (dB)	PK Limit (dBm)	Margin (dB)	Table (o)	ANT	EUT	Verdict
11097.726	-41.77	19.31	-25.0	16.77	84.00	Horizontal	Horizontal	Pass
12241.440	-39.16	20.47	-25.0	14.16	28.00	Horizontal	Horizontal	Pass
14092.977	-28.32	32.75	-25.0	3.32	300.00	Horizontal	Horizontal	Pass
14620.845	-34.14	27.93	-25.0	9.14	313.00	Horizontal	Horizontal	Pass
15988.503	-34.36	24.82	-25.0	9.36	50.00	Horizontal	Horizontal	Pass
16596.351	-30.10	30.02	-25.0	5.10	291.00	Horizontal	Horizontal	Pass

RSE-V 10wid 10-18GHz MID

RSE Test case_CE FCC_FCC PART22&24&27_FCC LTE B41 10-18G

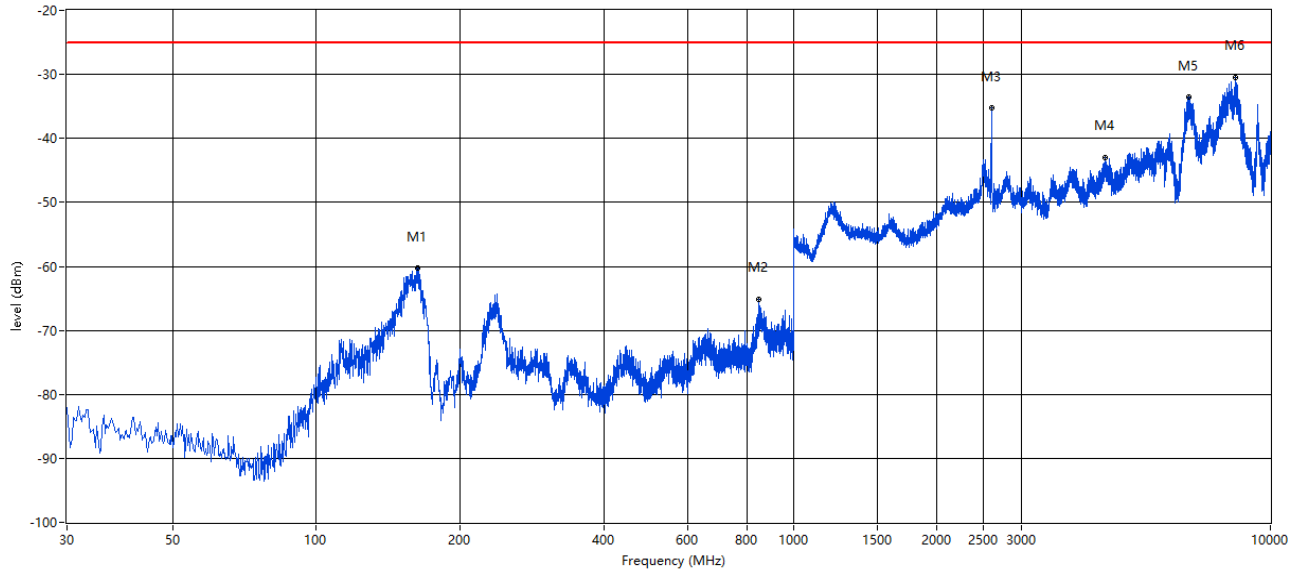


Frequency (MHz)	Result (dBm)	Factor (dB)	PK Limit (dBm)	Margin (dB)	Table (o)	ANT	EUT	Verdict
10795.801	-41.92	19.05	-25.0	16.92	124.00	Vertical	Horizontal	Pass
12233.442	-39.27	20.51	-25.0	14.27	78.00	Vertical	Horizontal	Pass
14010.997	-28.37	32.64	-25.0	3.37	70.00	Vertical	Horizontal	Pass
14592.852	-33.52	27.65	-25.0	8.52	345.00	Vertical	Horizontal	Pass
15992.502	-33.46	24.94	-25.0	8.46	275.00	Vertical	Horizontal	Pass
16600.350	-30.19	30.35	-25.0	5.19	11.00	Vertical	Horizontal	Pass

14.3 LTE Band 41 Bandwidth 15MHz, Middle Channel

RSE-H 15wid 30MHz-10GHz MID

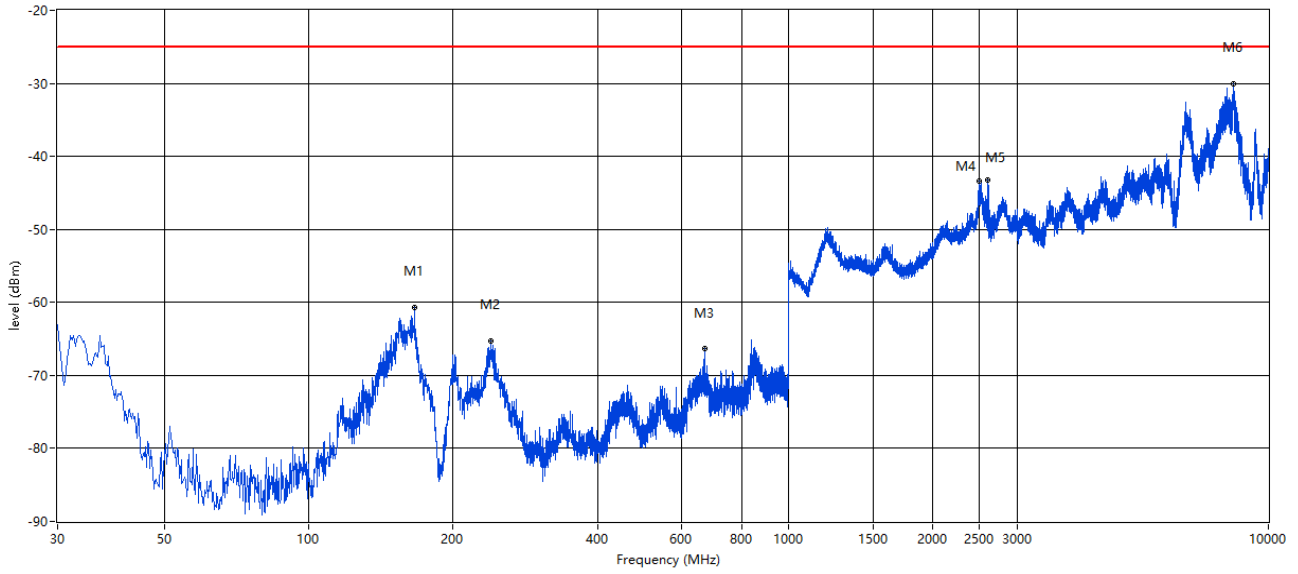
RSE Test case_CE FCC_FCC PART22&24&27_FCC LTE B41



Frequency (MHz)	Result (dBm)	Factor (dB)	PK Limit (dBm)	Margin (dB)	Table (o)	ANT	EUT	Verdict
163.342	-60.23	-16.40	-25.0	35.23	289.00	Horizontal	Horizontal	Pass
845.324	-65.11	5.00	-25.0	40.11	318.00	Horizontal	Horizontal	Pass
2606.598	-35.24	8.57	-25.0	10.24	5.00	Horizontal	Horizontal	N.A
4507.123	-43.02	13.85	-25.0	18.02	108.00	Horizontal	Horizontal	Pass
6728.818	-33.60	26.09	-25.0	8.60	335.00	Horizontal	Horizontal	Pass
8451.387	-30.43	26.61	-25.0	5.43	338.00	Horizontal	Horizontal	Pass

RSE-V 15wid 30MHz-10GHz MID

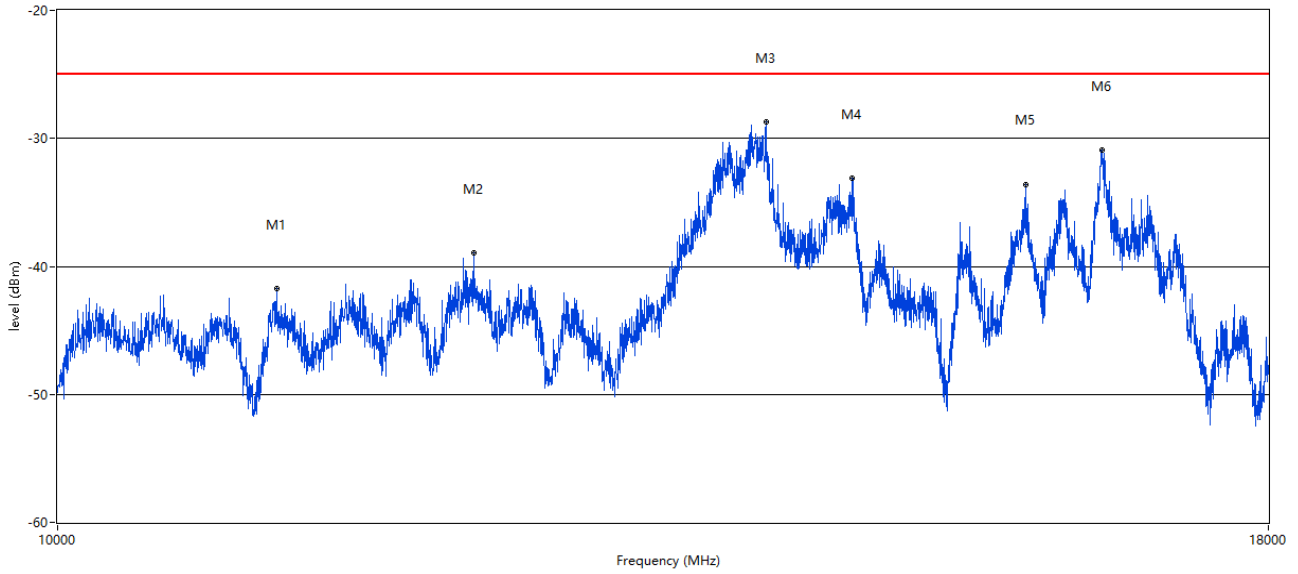
RSE Test case_CE FCC_FCC PART2&24&27_FCC LTE B41



Frequency (MHz)	Result (dBm)	Factor (dB)	PK Limit (dBm)	Margin (dB)	Table (o)	ANT	EUT	Verdict
166.251	-60.72	-16.49	-25.0	35.72	141.00	Vertical	Horizontal	Pass
239.225	-65.21	-3.88	-25.0	40.21	35.00	Vertical	Horizontal	Pass
668.343	-66.29	0.34	-25.0	41.29	28.00	Vertical	Horizontal	Pass
2502.124	-43.37	12.55	-25.0	18.37	296.00	Vertical	Horizontal	Pass
2606.598	-43.20	8.57	-25.0	18.20	255.00	Vertical	Horizontal	N.A
8458.385	-30.10	26.63	-25.0	5.10	357.00	Vertical	Horizontal	Pass

RSE-H 15wid 10-18GHz MID

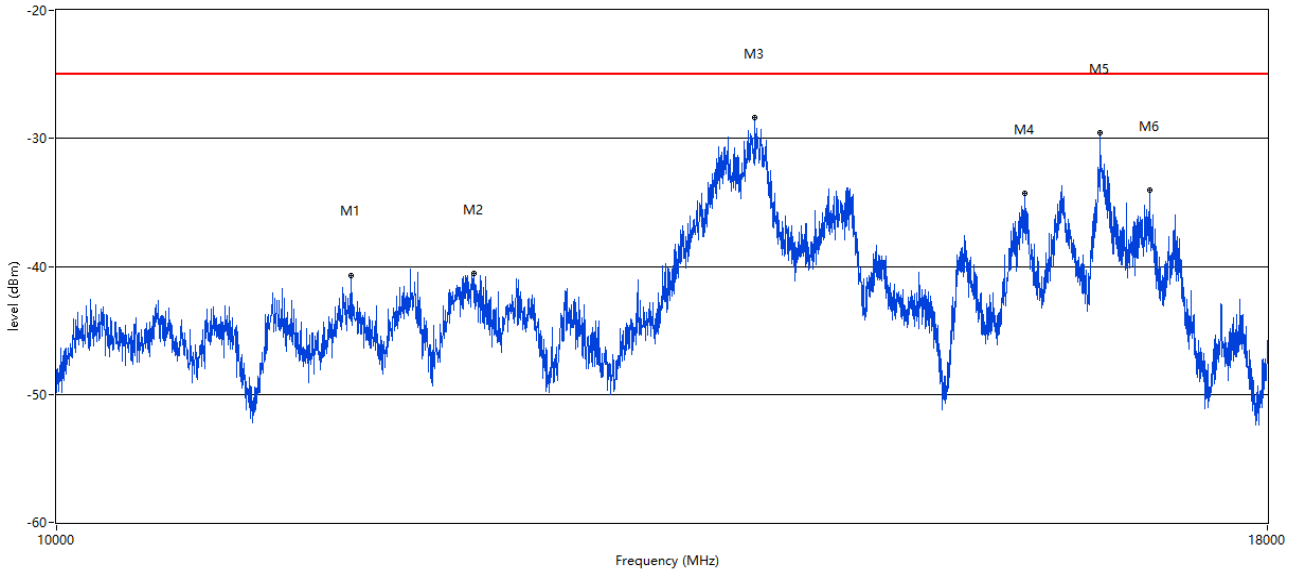
RSE Test case_CE FCC_FCC PART22&24&27_FCC LTE B41 10-18G



Frequency (MHz)	Result (dBm)	Factor (dB)	PK Limit (dBm)	Margin (dB)	Table (o)	ANT	EUT	Verdict
11121.720	-41.71	19.11	-25.0	16.71	34.00	Horizontal	Horizontal	Pass
12237.441	-38.93	20.49	-25.0	13.93	301.00	Horizontal	Horizontal	Pass
14104.974	-28.74	32.42	-25.0	3.74	229.00	Horizontal	Horizontal	Pass
14702.824	-33.11	28.69	-25.0	8.11	195.00	Horizontal	Horizontal	Pass
16000.500	-33.58	25.12	-25.0	8.58	63.00	Horizontal	Horizontal	Pass
16606.348	-30.92	30.11	-25.0	5.92	252.00	Horizontal	Horizontal	Pass

RSE-V 15wid 10-18GHz MID

RSE Test case_CE FCC_FCC PART22&24&27_FCC LTE B41 10-18G

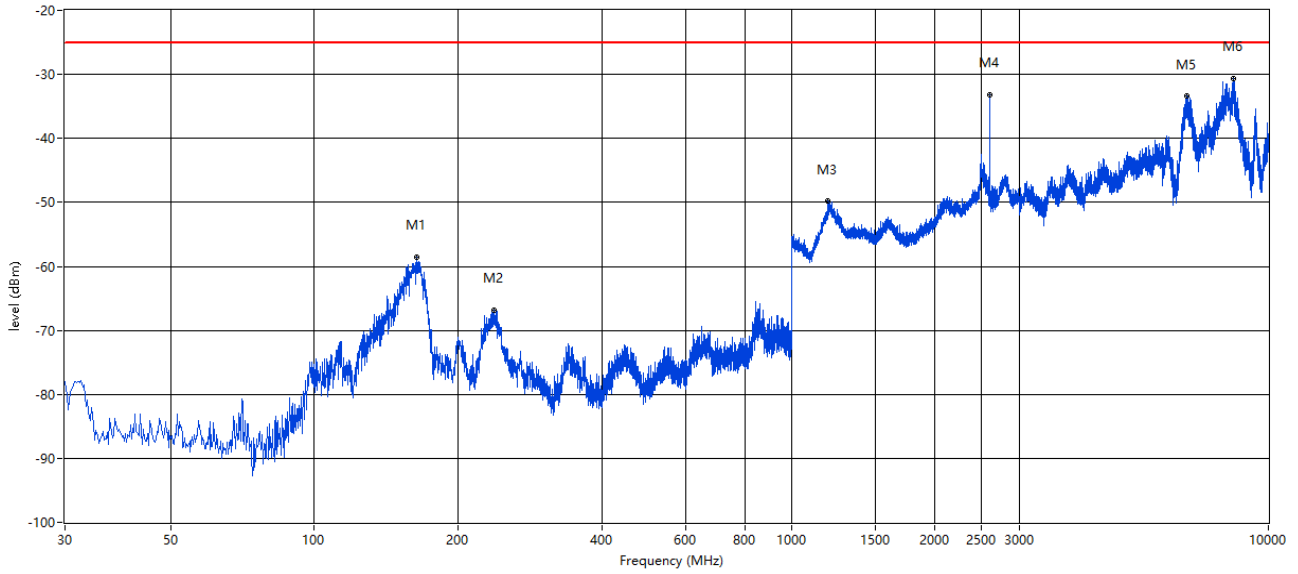


Frequency (MHz)	Result (dBm)	Factor (dB)	PK Limit (dBm)	Margin (dB)	Table (o)	ANT	EUT	Verdict
11537.616	-40.76	19.46	-25.0	15.76	38.00	Vertical	Horizontal	Pass
12243.439	-40.51	20.46	-25.0	15.51	344.00	Vertical	Horizontal	Pass
14036.991	-28.37	32.67	-25.0	3.37	348.00	Vertical	Horizontal	Pass
15996.501	-34.28	25.05	-25.0	9.28	48.00	Vertical	Horizontal	Pass
16596.351	-29.53	30.02	-25.0	4.53	263.00	Vertical	Horizontal	Pass
17000.250	-34.05	27.49	-25.0	9.05	63.00	Vertical	Horizontal	Pass

14.4 LTE Band 41 Bandwidth 20MHz, Middle Channel

RSE-H 20wid 30MHz-10GHz MID

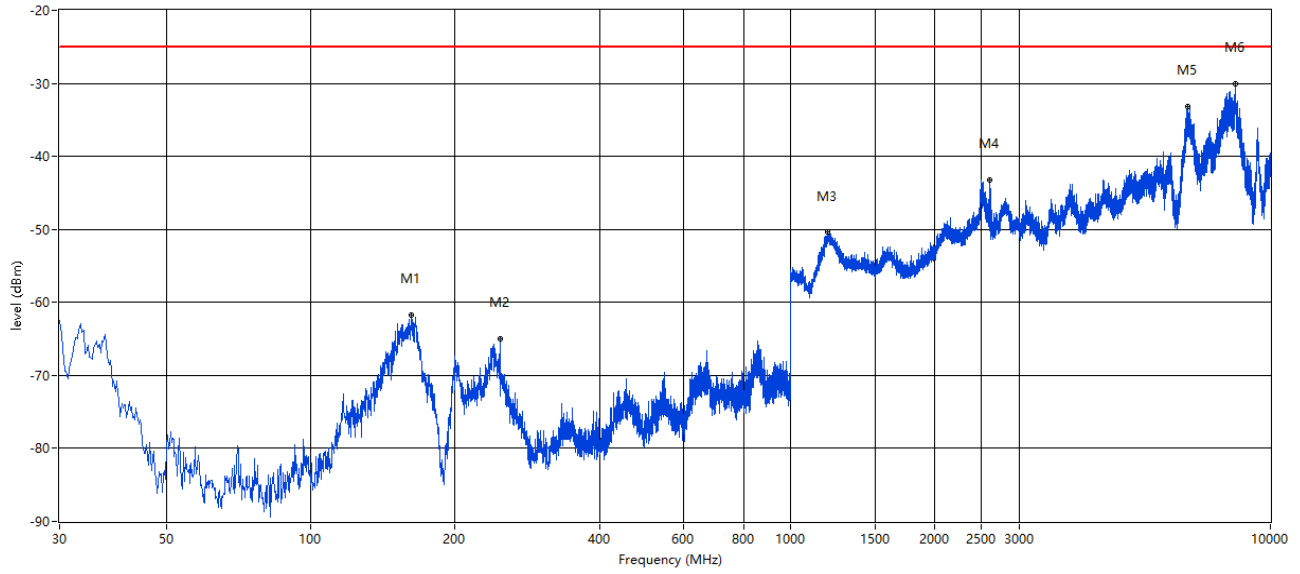
RSE Test case_CE FCC_FCC PART22&24&27_FCC LTE B41



Frequency (MHz)	Result (dBm)	Factor (dB)	PK Limit (dBm)	Margin (dB)	Table (o)	ANT	EUT	Verdict
163.584	-58.57	-16.40	-25.0	33.57	283.00	Horizontal	Horizontal	Pass
238.013	-66.85	-4.36	-25.0	41.85	19.00	Horizontal	Horizontal	Pass
1194.451	-49.82	5.57	-25.0	24.82	325.00	Horizontal	Horizontal	Pass
2604.599	-33.20	8.59	-25.0	8.20	236.00	Horizontal	Horizontal	N.A
6740.815	-33.37	26.06	-25.0	8.37	12.00	Horizontal	Horizontal	Pass
8453.387	-30.63	26.62	-25.0	5.63	8.00	Horizontal	Horizontal	Pass

RSE-V 20wid 30MHz-10GHz MID

RSE Test case_CE FCC_FCC PART22&24&27_FCC LTE B41



Frequency (MHz)	Result (dBm)	Factor (dB)	PK Limit (dBm)	Margin (dB)	Table (o)	ANT	EUT	Verdict
162.372	-61.76	-16.41	-25.0	36.76	63.00	Vertical	Horizontal	Pass
248.680	-64.98	-5.93	-25.0	39.98	279.00	Vertical	Horizontal	Pass
1196.451	-50.36	5.70	-25.0	25.36	191.00	Vertical	Horizontal	Pass
2605.099	-43.25	8.58	-25.0	18.25	24.00	Vertical	Horizontal	N.A
6740.815	-33.23	26.06	-25.0	8.23	172.00	Vertical	Horizontal	Pass
8459.385	-30.12	26.63	-25.0	5.12	328.00	Vertical	Horizontal	Pass

RSE-H 20wid 10-18GHz MID

RSE Test case_CE FCC_FCC PART22&24&27_FCC LTE B41 10-18G



Frequency (MHz)	Result (dBm)	Factor (dB)	PK Limit (dBm)	Margin (dB)	Table (o)	ANT	EUT	Verdict
10217.946	-41.10	18.14	-25.0	16.10	166.00	Horizontal	Horizontal	Pass
12187.453	-39.50	20.55	-25.0	14.50	125.00	Horizontal	Horizontal	Pass
14092.977	-28.52	32.75	-25.0	3.52	90.00	Horizontal	Horizontal	Pass
14634.841	-33.66	28.11	-25.0	8.66	147.00	Horizontal	Horizontal	Pass
15994.501	-34.54	24.99	-25.0	9.54	59.00	Horizontal	Horizontal	Pass
16610.347	-31.24	29.95	-25.0	6.24	67.00	Horizontal	Horizontal	Pass

RSE-V 20wid 10-18GHz MID

RSE Test case_CE FCC_FCC PART22&24&27_FCC LTE B41 10-18G



Frequency (MHz)	Result (dBm)	Factor (dB)	PK Limit (dBm)	Margin (dB)	Table (o)	ANT	EUT	Verdict
10761.810	-41.62	17.78	-25.0	16.62	185.00	Vertical	Horizontal	Pass
11491.627	-40.52	19.99	-25.0	15.52	244.00	Vertical	Horizontal	Pass
12197.451	-39.38	20.67	-25.0	14.38	61.00	Vertical	Horizontal	Pass
14082.979	-27.92	32.74	-25.0	2.92	158.00	Vertical	Horizontal	Pass
14672.832	-32.79	28.59	-25.0	7.79	272.00	Vertical	Horizontal	Pass
16602.349	-30.96	30.27	-25.0	5.96	109.00	Vertical	Horizontal	Pass