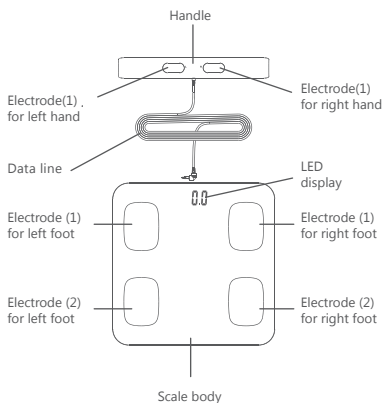
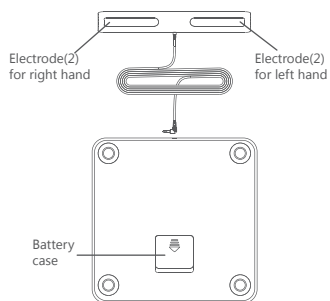


**PICTURE 1:
TOP VIEW OF PRODUCT (FRONT SIDE)**



**PICTURE 2:
TOP VIEW OF PRODUCT (BACK SIDE)**

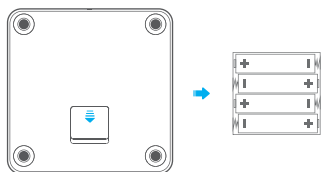


1. BATTERY INSTALLATION AND CHANGING

4x1.5V AAA batteries, please install as shown below:

First Use: Remove the insulation sheet before using (Note: if the battery is included).

Change battery: Open the battery cover, take out the used batteries, then install the new ones properly as directed shown below.



Note: Please use the right battery. Remove battery if the scale leaves unused for more than 3 months.

2. DOWNLOAD AND SET UP THE APPLICATION

Search "MovingLife" in "App Store" or "Google Play" to download the Application. Or in another most convenient way by scanning the QR code below.



Tips: APP is kept updating, so it may differ from showed on manual. For the final and accurate information, please check on App.

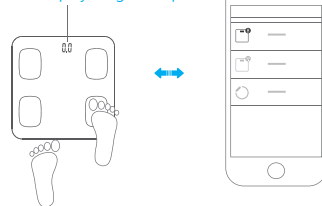
3. CONNECTING AND REGISTERING

Open APP "MovingLife", connect the scale with App. Submit your personal profile as directed on the App.

Tips: Before connection, please make sure the Bluetooth on the smart device is on, and the scale is also turned on;

In order to ensure the measuring accuracy, please make sure the personal profile you submitted is correct.

The display is lighted up



Step gently to turn on the scale

Connect the scale with APP

4. MEASURING

• Installing

Before measuring, please connect the handle and scale body with the data line.

• Body composition measuring and analyzing

1. Place the scale on hard flat floor, run the APP on the smart device.
2. Lift up the handle, stand slightly on the 4 electrodes on the scale with bare feet; Hold the handle as picture shown, adjust the height of both hands and keep your arms unbend (keep your arms away from waist).



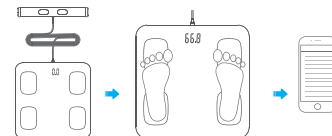
Hold the two front electrodes with thumbs



Hold the two back electrodes with rest fingers



3. When the measuring is finished, the scale starts to analyze the body composition. After a few seconds, all the body composition data will be shown on APP and saved automatically. The scale will be auto off if there is no any further operation.



Place the scale on the hard flat floor

Hold the handle and stand on the scale

Check out the body composition data on APP

Tips:

- In order to ensure the measuring accuracy, please hold the handle and stand on the scale as directed. Please wait patiently until the measuring finished which will take about 20 seconds
- All the measuring should be finished with handle, otherwise, only weighing function is workable.
- All measuring should be finished with App, if the smart device is not available, the scale body will only show the weight data (certain item will show the body fat and body water data also, please refer to the actual product).

5. MULTIPLE USERS SUPPORTED

The App can support multiple users, and each user can be with 15 groups history data maximum. Data will be automatically synchronizing to the phone when the App is on

Tips: Actual numbers of users depend on the product's storage.

6. DISPLAY ICONS



Measuring



Low battery power



Over loaded



Re-measuring needed



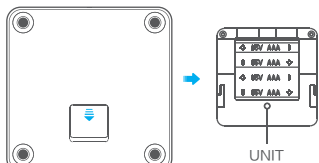
Too low body fat rate



Too high body fat rate

7. ABOUT THE UNIT

- It is suggested to set the unit on App.
- Or you can change the unit by the UNIT switch button on bottom of the scale (If the scale is with such button).
- The factory unit setting differs from different sales destination. Please refer to the actual product.



USER-FRIENDLY TIPS

The body composition data are for reference purpose. Should not be used for medical treatment and can not be used in any medical institution.

Growing children, pregnant women, those with symptom of edema or, on heart bypass treatment are not suggested to use the product

BRIEF INTRODUCTION

This scale is a high precision body composition data measuring and analyzing instrument, with professional 8 electrodes (6 measuring channels) technology.

It can transmit your body composition data to smart phone via Bluetooth technology. It can graph your weight and other data, from which you are able to keep track of the trend anytime. Download the App to your phone, and start the control to your weight and body shape.

ADVICE FOR USE & CARE

- 1.To ensure the accuracy of the data, it is recommended that each measurement be carried out at the same time of day. Don't use in strong electro-magnetic condition and field with intense shake .
- 2.If the scale leaves unused for long time, when first weighing, please tap on the scale to make display show zero and let the scale be off automatically. Then you can tap on again to start weighing.
- 3.To ensure the measuring accuracy, please take off the shoes and socks and other heavy belongs, keep your hands and feet clean, and then stand on the scale with bare feet and hold the handle with both hands.
- 4.Since the scale surface is smooth, please do not use the scale on slippery floor or stand on the edge of the scale; Always stand onto the central part of the scale and adjust your feet to touch the 4 electrodes after you stand stably. Please keep standing firmly and balanced to prevent sliding.
- 5.Measuring results will be not accurate after strong exercises, overeating or in seriously dehydrated status.
- 6.Regarding the body composition analyzing, the measuring data may be not accurate for the below users:
 - Children under 18 or adults over 70
 - Professional sporters such as body builder
- 7.Below people are not suggested to use this product:
 - Pregnant women, Artificial dialysis patients, Bloated body status
 - People who are with heart pacemakers or other medical instruments inside the body are forbidden to use this product
- 8.When the batteries run out, please remove the batteries in time to prevent leakage of the battery lead scale body corrosion;

- 9.Do not drop, shock or strike the scale as it is a precise instrument.
- 10.Keep the scale clean. Do not use acid cleaning agent.

NOTE: This equipment has been tested and found to comply with the limits for a Class B digital device, pursuant to part 15 of the FCC Rules. These limits are designed to provide reasonable protection against harmful interference in a residential installation. This equipment generates, uses and can radiate radio frequency energy and, if not installed and used in accordance with the instructions, may cause harmful interference to radio communications. However, there is no guarantee that interference will not occur in a particular installation. If this equipment does cause harmful interference to radio or television reception, which can be determined by turning the equipment off and on, the user is encouraged to try to correct the interference by one or more of the following measures:

- Reorient or relocate the receiving antenna.
- Increase the separation between the equipment and receiver.
- Connect the equipment into an outlet on a circuit different from that to which the receiver is connected.
- Consult the dealer or an experienced radio/TV technician for help

Changes or modifications not expressly approved by the party responsible for compliance could void the user's authority to operate the equipment.

FAQ

The APP can not synchronize the data from the scale.

- Please ensure that the Bluetooth on the smart device is on.
- Please ensure the scale is power on, and is within the valid range of signal coverage.
- Check whether the battery power is running low, please replace with a new battery.
- Relaunch the application.
- Turn off the Bluetooth and on again, then bridge the Bluetooth connection between scale and smart phone again.

Fail to connect to your device

- Please make sure only one device is setting up connection with the Bluetooth scale.
- Please make sure your device is equipped with Bluetooth 4.0 or above.

LCD has no response

- Please first check the batteries and replace them if necessary
- Repairs may only be carried out by our authorized customer service or dealers.

The product picture is indicative only.
Appearance specifications please in kind prevail.

Manufacturer: Zhongshan Camry Electronic Co., Ltd.
Address: Baishawan Industrial Park, Qiwan Road(N), East District, Zhongshan City, Guangdong Province
Postal Code: 528403
Tel: 0760-88235622
Fax: 0760-88235600
Email: sales@camry.com.cn

221F-017E R2



Smart Body Fat Scale

Instructions for Use

iF-17 SERIES

Model: iF2802A

ISO 9001 CERTIFIED BY SGS