


### APPENDIX 3: Photographs of test setup

#### Conducted Emission



**Photo 1**



**Photo 2**

---

**UL Japan, Inc.**


**Shonan EMC Lab.**

1-22-3 Megumigaoka, Hiratsuka-shi, Kanagawa-ken, 259-1220 JAPAN


Telephone : +81 463 50 6400

Facsimile : +81 463 50 6401


## Radiated Emission




**(Front)**



**(Rear, below 30 MHz, Vertical)**



**(Rear, below 30 MHz, Horizontal)**



**(Rear, above 30 MHz)**

**UL Japan, Inc.**

**Shonan EMC Lab.**


1-22-3 Megumigaoka, Hiratsuka-shi, Kanagawa-ken, 259-1220 JAPAN

Telephone : +81 463 50 6400


Facsimile : +81 463 50 6401

**Pre-check of Worst Case Position**


**(without tag)  
X-axis**




**(with tag)  
X-axis**



**Y-axis**




**Y-axis**




**Z-axis**




**Z-axis**



### Frequency Tolerance and Bandwidth




**Photo 1**




**Photo 2**

## Tag appearance

Front



Back



**End of Report**

---

**UL Japan, Inc.**  
**Shonan EMC Lab.**

1-22-3 Megumigaoka, Hiratsuka-shi, Kanagawa-ken, 259-1220 JAPAN

Telephone : +81 463 50 6400

Facsimile : +81 463 50 6401