



**APPENDIX 3: Photographs of test setup**

**Conducted Emission**




**Photo 1**




**Photo 2**

### Radiated Spurious Emission



**Photo 1**



**Photo 2**

### Worst Case Position

Below 1GHz Horizontal: Y-axis/ Vertical:Y-axis

Above 1GHz Horizontal: X-axis/ Vertical:Z-axis

**X-axis**



**Y-axis**



**Z-axis**



**End of Report**