



**APPENDIX 3: Photographs of test setup**

**Conducted emission**  
(RS-232C Communication)



**Photo 1**



**Photo 2**

**Conducted emission**  
(RS-422 Communication)




Photo 1



Photo 2

**Radiated emission**  
(RS-232C Communication)



Photo 1




Photo 2

**Radiated emission**  
(RS-422 Communication)



Photo 1




Photo 2




**Worst Case Position**

**Antenna**  
Below 30MHz:Y  
Above 30MHz  
Horizontal:X-axis / Vertical:X-axis

**X-axis**



**Y-axis**



**Z-axis**




**Controller**  
Below 30MHz:X  
Above 30MHz  
Horizontal:X-axis / Vertical:X-axis

**X-axis**



**Y-axis**




**Z-axis**



**With/Without Tag**



**With Tag(Worst)**



**Without Tag**