

PHOTOGRAPHS OF THE TEST CONFIGURATION


(WLAN / BT EDR / BT LE)
Conducted Emission Test
Mode A, B



Mode C, D



Radiated Emission below 1GHz Test
Mode A, B





(NFC)
Conducted Emission Test
Mode A, B





Mode C, D





Radiated Emission Test (Frequency below 30MHz)
Mode A, B




Radiated Emission Test (Frequency above 30MHz)
Mode A, B



(WWAN)
Radiated Emission below 1GHz Test
Mode A, B
(X-plane)



(Y-plane)



DFS Test

Set UUT as Client without radar detection mode (Radar injected into Master)

