

## PHOTOGRAPHS OF THE TEST CONFIGURATION

(WLAN / BT EDR / BT LE)  
Conducted Emission Test  
Mode A




Mode B





Mode C





Radiated Emission below 1GHz Test  
Mode A



Mode B



Mode C



Radiated Emission above 1GHz Test  
Mode A



**(NFC)**  
Conducted Emission Test  
Mode A







Mode B





Mode C





Radiated Emission Test (Frequency above 30MHz)  
Mode A



Mode B



Mode C



### DFS Test

Set UUT as Client without radar detection mode (Radar injected into Master)

