

Appendix D. Product Photos



DUT with Battery 1




DUT with Battery 2




Battery 1




Battery 2




Appendix E. Test Setup Photos



Face of the DUT with Phantom 1.5 cm Gap -
Battery 2



Bottom of the DUT with Phantom 1.5 cm Gap -
Battery 2



Bottom of the DUT with Phantom 1.5 cm Gap -
Battery 1