




## Appendix D. Photographs of EUT and Setup


# FCC SAR Test Report

## <Photographs of EUT>



### Sample 1/2+ Battery 1





### Sample 1/2+ Battery 2



Battery 1



Battery 2



# FCC SAR Test Report

## <Antenna Location>

Sample 1/ 2




The separation distance for antenna to edge:

Antenna	To Top Side (mm)	To Bottom Side (mm)	To Left Side (mm)	To Right Side (mm)
WWAN-0	169.1	2.5	3.0	3.0
BT / WLAN-0	59.1	86.9	5.8	61.4

# FCC SAR Test Report

## <Photographs of SAR Setup>

Sample 1/2 + Battery 1



**FCC SAR Test Report**

**Sample 1/2 + Battery 2**



**Head - Right Cheek**



**Head - Left Cheek**

**Sample 1/2+ Battery 1**




**Body worn - Front Face of EUT at 15 mm**




**Body worn - Rear Face of EUT at 15 mm**

**Sample 1/2+ Battery 2**








**Body worn - Front Face of EUT at 15 mm**



**Body worn - Rear Face of EUT at 15 mm**




# FCC SAR Test Report

## Sample 1/2+ Battery 1

	
<p><b>Hotspot – Front Side of EUT at 10 mm</b></p>	<p><b>Hotspot – Rear Side of EUT at 10 mm</b></p>
	
<p><b>Hotspot –Left Side of EUT at 10 mm</b></p>	<p><b>Hotspot – Right Side of EUT at 10 mm</b></p>
	
<p><b>Hotspot – Bottom Side of EUT at 10 mm</b></p>	

# FCC SAR Test Report

## Sample 1/2+ Battery 2

	
<p>Hotspot – Front Side of EUT at 10 mm</p>	<p>Hotspot – Left Side of EUT at 10 mm</p>
	
<p>Hotspot –Bottom Side of EUT at 10 mm</p>	



**FCC SAR Test Report**

**Sample 1/2+ Battery 1**




**Product Specific – Front Side of EUT at 0 mm**



**Product Specific– Rear Side of EUT at 0 mm**



**Product Specific –Left Side of EUT at 0 mm**



**Sample 1/2+ Battery 2**



**Product Specific –Left Side of EUT at 0 mm**