

BW-103

Waterproof & BT 4.0 Wireless Speaker



1. Features

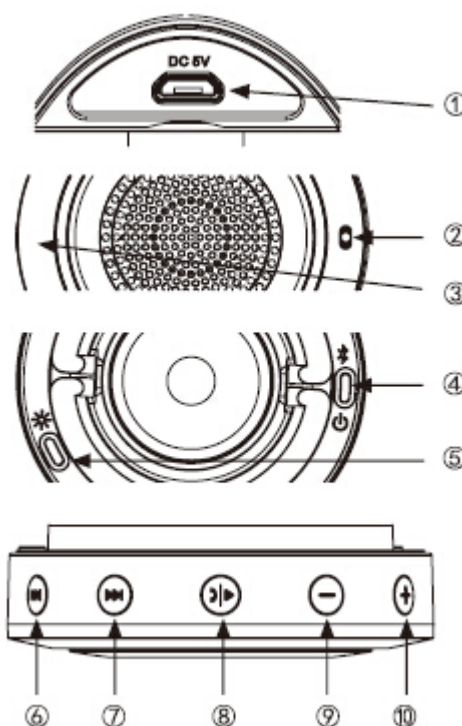
- BT CSR 4.0 Wireless
- Waterproof Grade: IPx 6
- Battery Capacity: 700mAh
- Multiple Use-hang up,stand etc.
- Spotlight
- Built-in Microphone:enjoy hand-free phone calls anywhere.

2. Specification

Product Size(mm)	Ø 90*42	
Charging Time	1A Adaptor: 5 Hours	
Music Running Time	>6 Hours	
Acoustic Parameters	Output Power(RMS)	3W
	Frequency Response	100Hz-20KHz
	S/N	>70dB


3. Function Indication

- ① Micro USB Input
- ② Built-in Microphone
- ③ LED Indicator
- ④ Reset Pairing / Power Button
- ⑤ Spotlight Button
- ⑥ Backward
- ⑦ Forward
- ⑧ Play / Pause
Answer / Reject / Redial phone call
- ⑨ Volume Down
- ⑩ Volume Up






4. Operation Description





•Power On / Pairing

- Long press , LED Indicator will keep flashing in red & blue. It means “ready for pairing”.
- Turn on the BT on your device. Search and select “BW-103” (enter “1234” if password is requested).
- The LED Indicator will keep flashing in blue when the speaker is successfully paired to your device.

-Volume / Song Selection

- Short press  to adjust the volume, there will be prompt tone when in max or min volume.
- Short press  for Backward / Forward.
- Short press  for pause, short press again for play.


-Answer / Reject / Redial the Phone Call

- Short press  to answer the phone call, and short press  again to end up.
- Long press  to reject the calling.
- Short press  twice to redial the last number on your phone.


-Spotlight Function

Short press  to turn on the spotlight, short press again to close it.


-Power Off

- Long press  for 3 seconds, the power will be off.
- For saving power, the speaker will be turned off automatically when it is not pairing up to 10 minutes.

-Reset Pairing

If the BT on your smartphone keep open, when BW-103 power off, short press  to turn on the speaker, LED will flash in blue, BW-103 paired with your phone automatically already.

-Charge In

- Open the watertight seal on the back of speaker gently.
- Connect the USB interface to adaptor.
- Connect the Micro USB interface to  on the back of speaker.
- The charging indicator will be in orange when charging in, and it will be off after fully charged.
- To achieve the best performance, please charge it before use.

5. Standard Package

- BW-103 Waterproof & BT 4.0 Wireless Speaker.....1
- USB to Micro USB Charging Cable.....1
- User Manual1

6. Attention

- Do not put under water.
- Do not open the watertight seal with dripping hand.
- Please charge the speaker when the low battery indicator flashes in red.
- Keep away from sharp objects.
- Do not place near heat or microwave ovens.



WARNING! IMPORTANT INSTRUCTIONS FOR THIS PRODUCT

- For safety, please read this manual seriously before using this product.
- This product can not be dropped into water.
- Do not disassemble, repair or modify this product by yourself.
- If the battery is replaced by an incorrect type, there is a risk of explosion.
- This product should not be placed direct under the sun for a long time.
- This product is not a toy, children should use it under the guidance of adults.
- This product contains the recyclable lithium battery, dispose it to the Recycle Bin for recycling please.
- Caution: The user is cautioned that changes or modifications not expressly approved by the party responsible for compliance could void the user's authority to operate the equipment.
- This device complies with Part 15 of the FCC Rules. Operation is subject to the following two conditions: (1) this device may not cause harmful interference, and (2) this device must accept any interference received, including interference that may cause undesired operation.
- NOTE: This equipment has been tested and found to comply with the limits for a Class B digital device, pursuant to Part 15 of the FCC Rules. These limits are designed to provide reasonable protection against harmful interference in a residential installation. This equipment generates, uses and can radiate radio frequency energy and, if not installed and used in accordance with the instructions, may cause harmful interference to radio communications. However, there is no guarantee that interference will not occur in a particular installation.

If this equipment does cause harmful interference to radio or television reception, which can be determined by turning the equipment off and on, the user is encouraged to try to correct the interference by one or more of the following measures:

- Reorient or relocate the receiving antenna.
- Increase the separation between the equipment and receiver.
- Connect the equipment into an outlet on a circuit different from that to which the receiver is connected.
- Consult the dealer or an experienced radio/TV technician for help.
- FCC Radiation Exposure Statement:
This equipment complies with FCC radiation exposure limits set forth for an uncontrolled environment. This equipment should be installed and operated with a minimum distance of 20cm between the radiator and your body.
This transmitter must not be co-located or operating in conjunction with any other antenna or transmitter.