

FCC Part 15C Compliance Test Report

Test Report no.:	FCC15CBTLE_RM-1091_07	Date of Report:	17-Oct-2014
Number of pages:	27	Customer's Contact person:	Li Craig
Testing laboratory:	TCC Microsoft Beijing Laboratory Beijing Economic and Technological Development Area No.5 Donghuan Zhonglu Beijing PRC China 100176 Tel. +86 10 8711 8888 Fax. +86 10 8711 4550	Customer:	Microsoft Beijing Economic and Technological Development Area No.5 Donghuan Zhonglu Beijing PRC China 100176 Tel. +86 10 8711 8888 Fax. +86 10 8711 4550
FCC listing no.:	975940		
IC recognition no.:	661AH-1		
Tested devices/ accessories:	Phone RM-1091 / Battery BL-L4A / AC-Charger AC-18E / Headset WH-108		
FCC ID:	PYARM-1091	IC:	
Supplement reports:	-		
Testing has been carried out in accordance with:	CFR 47, FCC rules Part 15 Subpart C, ANSI C63.4 (2003), DTS procedures KDB 558074, IC standards, RSS-210 (Issue 8, December 2010). Deviations, modifications or clarifications (if any) to above mentioned documents are written in each section under "Test method and limit".		
Documentation:	The test report must always be reproduced in full; reproduction of an excerpt only is subject to written approval of the testing laboratory. The documentation of the testing performed on the tested devices is archived for 15 years at TCC Microsoft.		
Test Results:	The EUT complies with the requirements in respect of all parameters subject to the test. The test results relate only to devices specified in this document		
Date and signature for the contents:			

Gao Sherina, Engineer, EMC

1. Summary for FCC Part 15C Compliance Test Report

Date of receipt	25-Sep-2014
Testing completed	11-Oct-2014
The customer's contact person	Li Craig
Test Plan referred to	T:\Projects\RM-1091\TestPlan\RS_testplan_RM-1091.xlsm
Notes	-
Document name	FCC15CBTLE_RM-1091_07.docx

1.1. EUT and Accessory Information

The EUT is a mobile phone with following features:

GSM/WCDMA/WLAN/Bluetooth

The EUT is tested with maximum rated TX power.

Devices under tests

Product	Type	SN	HW	MV	SW	DUT
Phone	RM-1091	004402740006923	2000a	-	02041.00000.14354.38000	54614
Battery	BL-L4A	4175354312P10200559;0670762	-	-	-	54593
AC-Charger	AC-18E	4868673455310302287;0675695	-	-	-	54218
Headset	WH-108	3022D71	-	-	-	54458
Phone	RM-1091	004402740004464	2000a	-	02041.00000.14354.38000	54613
Phone	RM-1091	004402740004282	2000a	-	02041.00000.14354.38000	54612
Battery	BL-L4A	4181574341S10300002;0670762	-	-	-	54595
AC Charger	AC-18E	4868674226410700997;0675695	-	-	-	54598
Headset	WH-108	3323471	-	-	-	54603

1.2. Summary of Test Results

Bluetooth Low Energy:

Section in CFR 47	Section in RSS-GEN or RSS-210	Name of the test	Result
15.247(b)(1)	A8.4(4)	Conducted peak output power	PASSED
15.247(d), 15.205(b)	A8.5	Band edge compliance of RF emissions	PASSED
15.247(d)	A8.5	Spurious RF conducted emissions	PASSED
15.247(d), 15.209	A8.5	Spurious radiated emissions	PASSED
15.207	7.2.4	AC powerline conducted emissions	PASSED
15.247(a)(2)	A8.2(a)	6dB(bandwidth)	PASSED
15.247(e)	A8.2(b)	Power spectral density	PASSED

PASSED
 FAILED
 NP

The EUT complies with the essential requirements in the standard.
 The EUT does not comply with the essential requirements in the standard.
 The test was not performed by the TCC Microsoft Laboratory.

CONTENTS

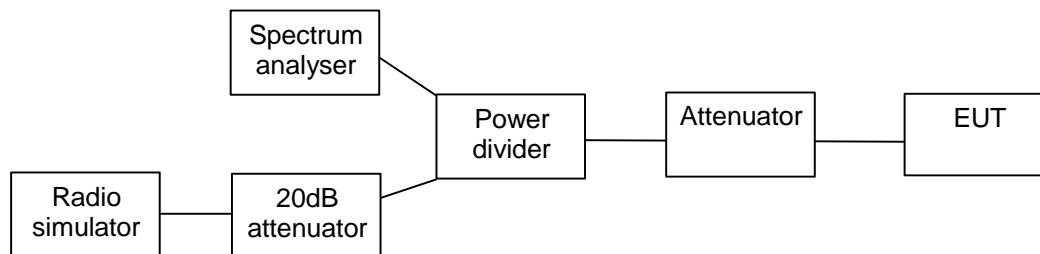
1. Summary for FCC Part 15C Compliance Test Report.....	2
1.1. EUT and Accessory Information.....	2
1.2. Summary of Test Results	2
2. Conducted peak output power (FCC §15.247(b)(1), RSS-210 A8.4(4))	5
2.1. Test Setup	5
2.2. Test method and limit	5
2.3. Bluetooth Low Energy Test results.....	6
3. Band edge compliance of RF emissions (FCC 15.247(d), 15.205(b), RSS-210 A8.5)	8
3.2. Test method and limit	8
3.3. Bluetooth Low Energy test results	9
4. Spurious RF conducted emissions (FCC §15.247(d), RSS-210 A8.5)	11
4.1. Test Setup	11
4.2. Test method and limit	11
4.3. Bluetooth Low Energy Test results.....	12
5. Spurious radiated emissions (FCC 15.247(d), 15.209, RSS-210 A8.5)	14
5.2. Test method and limit	14
5.3. Bluetooth Low Energy test results	16
6. AC powerline conducted emissions (FCC §15.207, RSS-210 7.2.4)	17
6.1. Test Setup	17
6.2. Test method and limit	17
6.3. Bluetooth Low Energy Test results.....	18
7. 6dB(bandwidth) (FCC §15.247(a)(2), RSS-210 A8.2(a))	19
7.1. Test Setup	19
7.2. Test method and limit	19
7.3. Bluetooth Low Energy Test results.....	20
8. Power spectral density (FCC §15.247(e), RSS-210 A8.2(b)).....	22
8.1. Test Setup	22
8.2. Test method and limit	22
8.3. Bluetooth Low Energy Test results.....	23

9. Test Equipment	25
9.1. Conducted measurements	25
9.2. Radiated measurements	25

2. Conducted peak output power (FCC §15.247(b)(1), RSS-210 A8.4(4))

EUT with DUT number	RM-1091, DUT 54614
Accessories with DUT numbers	BL-L4A, DUT 54593 ; AC-18E, DUT 54218 ; WH-108, DUT 54458
Operation Voltage [V] / [Hz]	Nominal
Results	PASSED
Remarks	-
Temp [°C] / Humidity [%RH] / Air Pressure [kPa]	22/54/101.8
Date of measurements	09-Oct-2014
Measured by	Dou Rubo

2.1. Test Setup



2.2. Test method and limit

The measurement is made according to DTS procedures KDB 558074 and IC standard RSS-210.

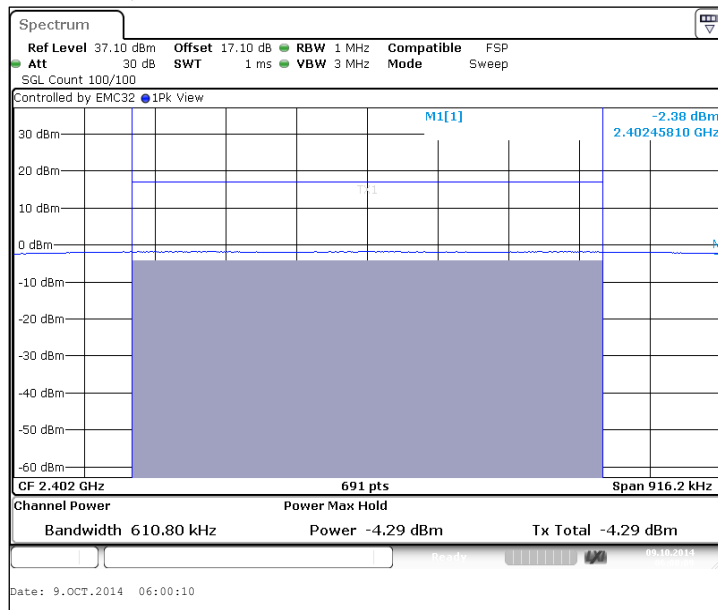
Limits for conducted peak output power measurements

Frequency range [MHz]	Limit [W]	Limit [dBm]
2400 – 2483.5 5725 - 5850	<= 1	<= 30

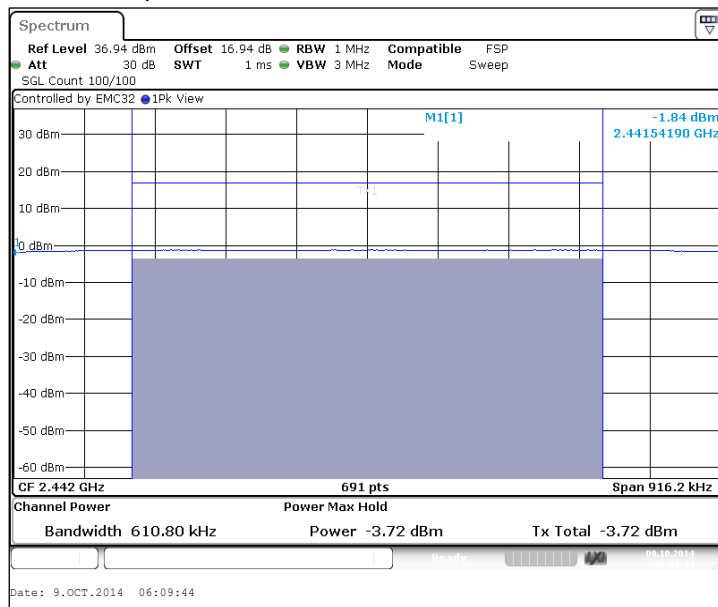
2.3. Bluetooth Low Energy Test results

Channel / f _c [MHz]	P [dBm]	P [mW]	Result
0 / 2402	-4.29	0.372	PASSED
20 / 2442	-3.72	0.425	PASSED
39 / 2480	-3.09	0.491	PASSED

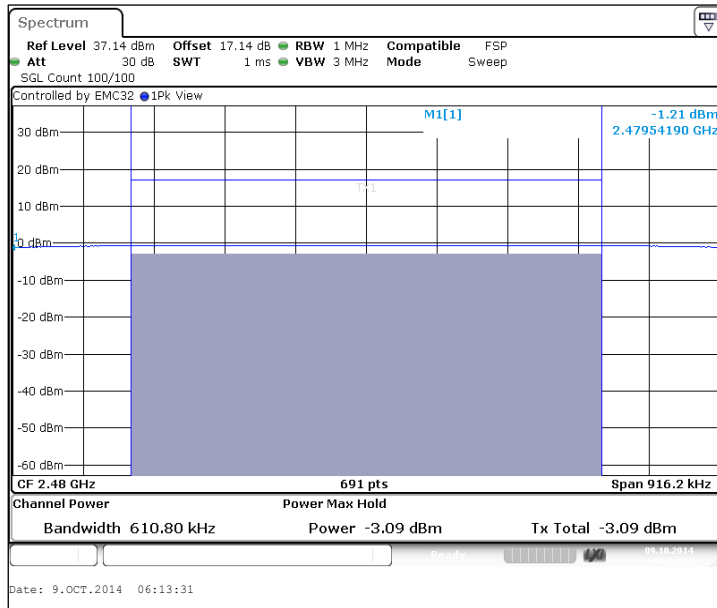
Channel 0 / 2402 MHz



Channel 20 / 2442 MHz



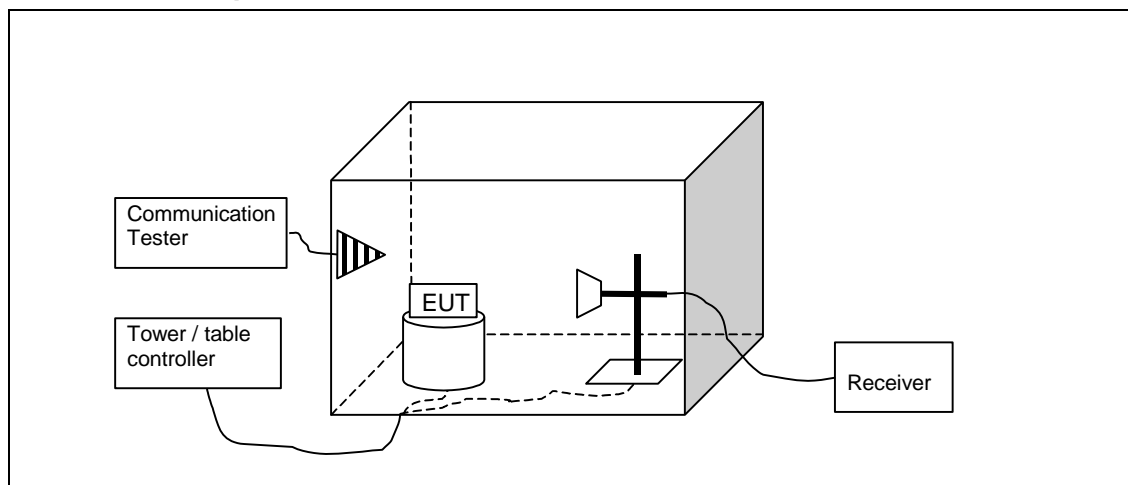
Channel 39 / 2480 MHz



3. Band edge compliance of RF emissions (FCC 15.247(d), 15.205(b), RSS-210 A8.5)

EUT with DUT number	RM-1091, DUT 54612
Accessories with DUT numbers	BL-L4A, DUT 54595 ; AC-18E, DUT 54598 ; WH-108, DUT 54603
Operation Voltage [V] / [Hz]	Nominal
Results	PASSED
Remarks	-
Temp [°C] / Humidity [%RH] / Air Pressure [kPa]	22/60/101.9
Date of measurements	11-Oct-2014
Measured by	Dou Rubo

3.1.1 Test setup



3.2. Test method and limit

The measurement is made according to DTS procedures KDB 558074 and IC standard RSS-210.

The measurement results are obtained as described below:

$$E [dB\mu V/m] = U_{RX} + A_{TOT}$$

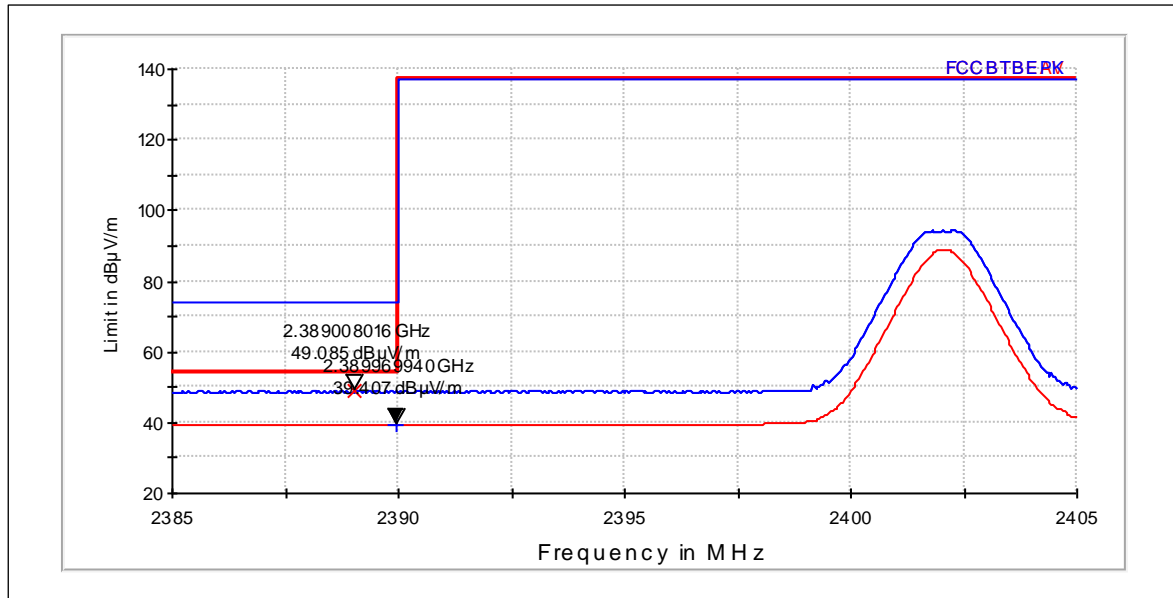
Where U_{RX} is receiver reading and A_{TOT} is total correction factor including cable loss, antenna factor and preamplifier gain ($A_{TOT} = L_{CABLES} + A_F - G_{PREAMP}$).

Limits for band edge compliance of RF emissions measurements (3 m measurement distance)

Frequency range [MHz]	Limit
Below 2390 and above 2483.5	54 dBuV/m (avg) and 74 dBuV/m (pk)

3.3. Bluetooth Low Energy test results

Channel 0 / 2402 MHz



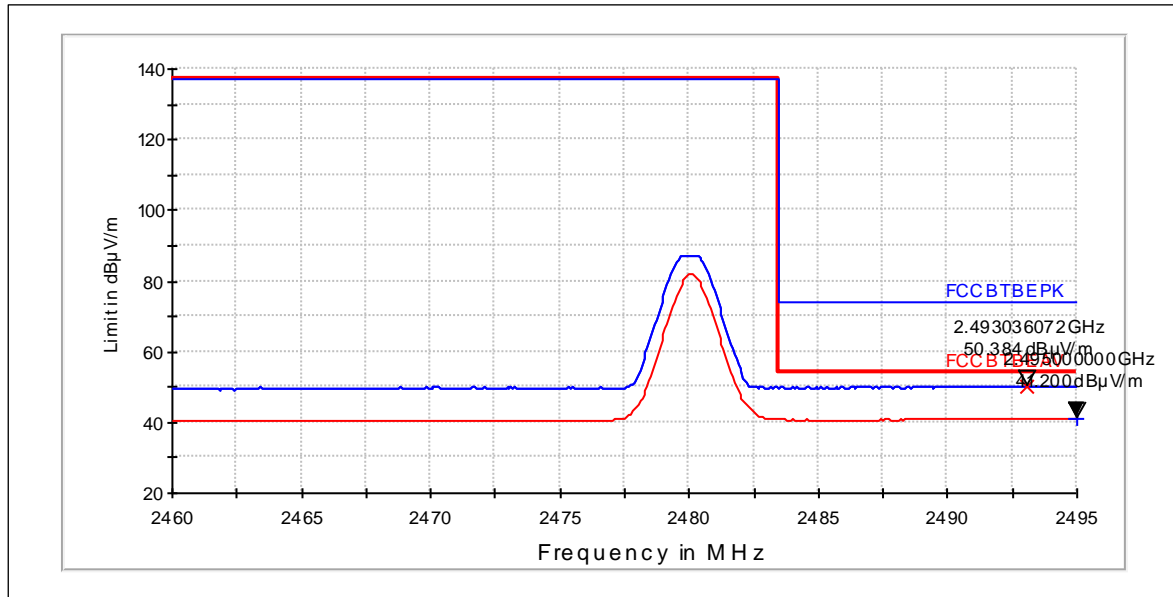
Peak (RBW: 1 MHz, VBW: 1 MHz)

Frequency [MHz]	E [dB μ V/m]	E [μ V/m]	U _{RX} [dB μ V]	A _{TOT} [dB]	Results
2389	49.09	284.61	49.73	-0.64	PASSED

Average (RBW: 1 MHz, VBW: 10 Hz)

Frequency [MHz]	E [dB μ V/m]	E [μ V/m]	U _{RX} [dB μ V]	A _{TOT} [dB]	Results
2390	39.41	93.401	40.05	-0.64	PASSED

Channel 39 / 2480 MHz



Peak (RBW: 1 MHz, VBW: 1 MHz)

Frequency [MHz]	E [dBµV/m]	E [µV/m]	U _{RX} [dBµV]	A _{TOT} [dB]	Results
2493	50.38	330.522	49.97	0.41	PASSED

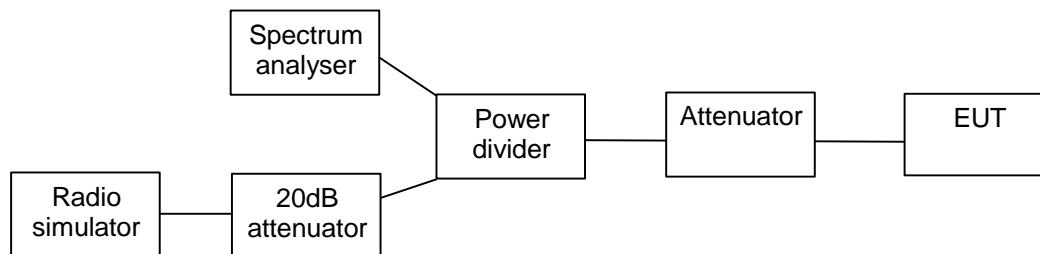
Average (RBW: 1 MHz, VBW: 10 Hz)

Frequency [MHz]	E [dBµV/m]	E [µV/m]	U _{RX} [dBµV]	A _{TOT} [dB]	Results
2495	41.2	114.815	40.79	0.41	PASSED

4. Spurious RF conducted emissions (FCC §15.247(d), RSS-210 A8.5)

EUT with DUT number	RM-1091, DUT 54614
Accessories with DUT numbers	BL-L4A, DUT 54593 ; AC-18E, DUT 54218 ; WH-108, DUT 54458
Operation Voltage [V] / [Hz]	Nominal
Results	PASSED
Remarks	-
Temp [°C] / Humidity [%RH] / Air Pressure [kPa]	22/54/101.8
Date of measurements	09-Oct-2014
Measured by	Dou Rubo

4.1. Test Setup



4.2. Test method and limit

The measurement is made according to Public notice KDB 558 074 and IC standard RSS-210.

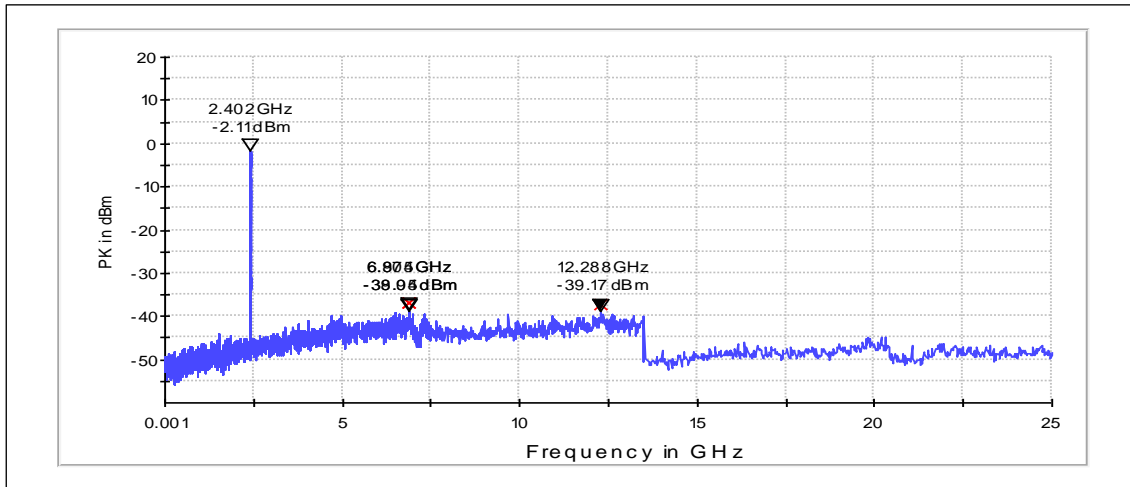
The reference level for the -20 dBc measurement was obtained as instructed in section 11.2 of the KDB 558074, using span of 1.5 times the OBW.

Limits for spurious RF conducted emissions measurements

Frequency range [MHz]	Limit [dBc]
1 – 25000	<= -20

4.3. Bluetooth Low Energy Test results

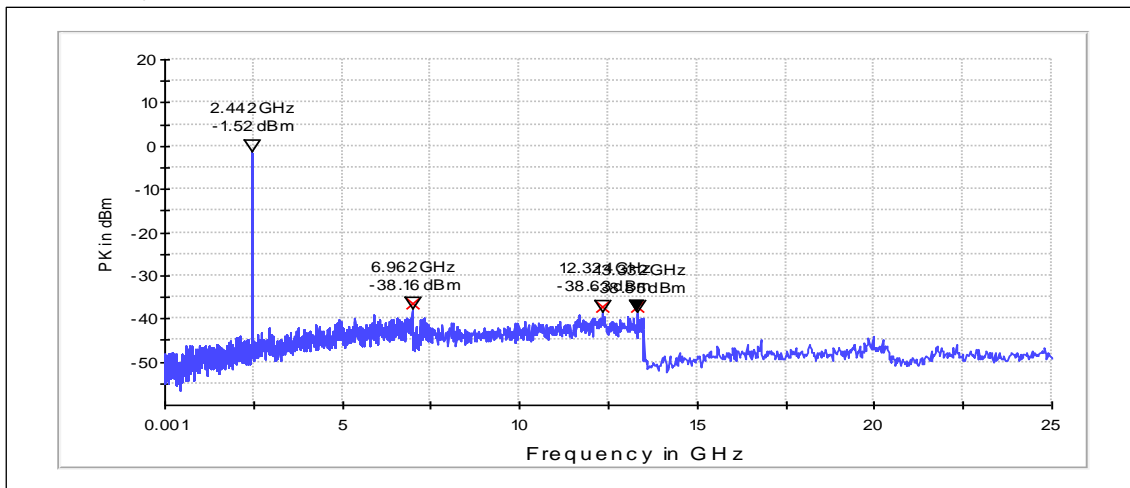
Channel 0 / 2402 MHz



Peak (RBW: 100 kHz, VBW: 300 kHz)

Frequency [MHz]	P [dBc]	Result
6905.200	-36.84	PASSED
6874.400	-36.93	PASSED
12288.000	-37.07	PASSED

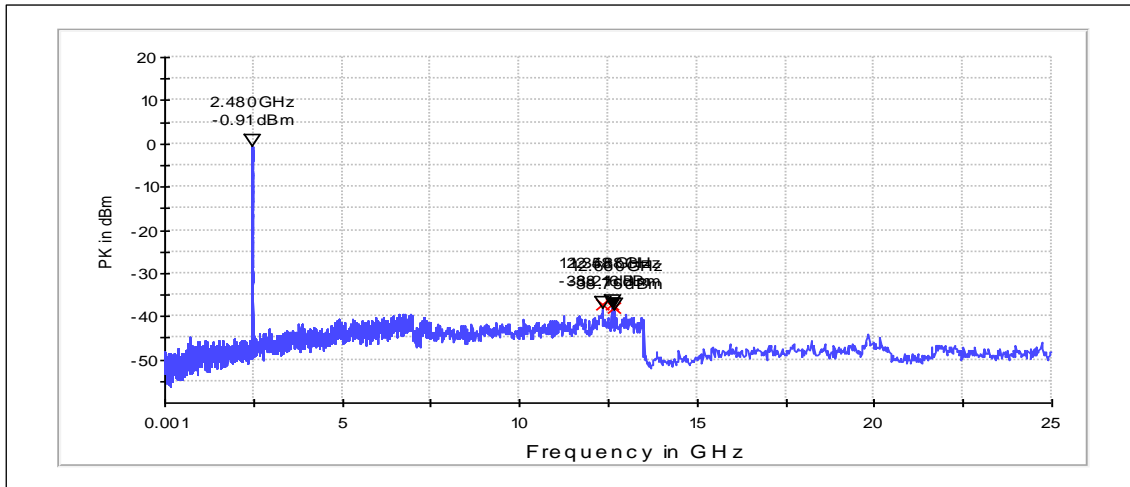
Channel 20 / 2442 MHz



Peak (RBW: 100 kHz, VBW: 300 kHz)

Frequency [MHz]	P [dBc]	Result
6962.400	-36.64	PASSED
12324.000	-37.11	PASSED
13332.000	-37.33	PASSED

Channel 39 / 2480 MHz



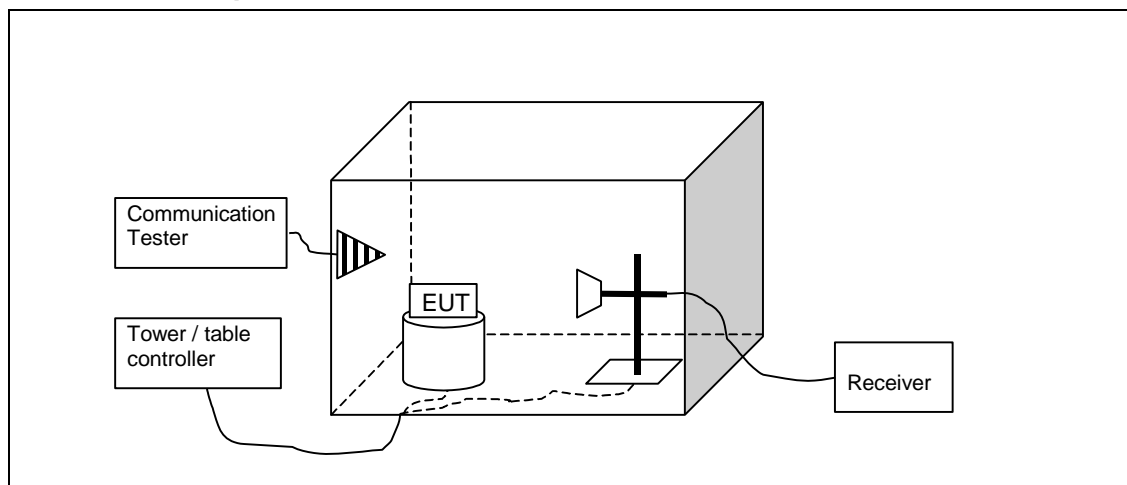
Peak (RBW: 100 kHz, VBW: 300 kHz)

Frequency [MHz]	P [dBc]	Result
12588.000	-37.25	PASSED
12348.000	-37.30	PASSED
12660.000	-37.84	PASSED

5. Spurious radiated emissions (FCC 15.247(d), 15.209, RSS-210 A8.5)

EUT with DUT number	RM-1091, DUT 54612
Accessories with DUT numbers	BL-L4A, DUT 54595 ; AC-18E, DUT 54598 ; WH-108, DUT 54603
Operation Voltage [V] / [Hz]	Nominal
Results	PASSED
Remarks	-
Temp [°C] / Humidity [%RH] / Air Pressure [kPa]	22/60/101.9
Date of measurements	11-Oct-2014
Measured by	Dou Rubo

5.1.1 Test setup



5.2. Test method and limit

The measurement is made according to DTS procedures KDB 558074 and IC standard RSS-210 as follows:

The measurement is divided into the Preliminary Measurement and the Final Measurement.

The suspected frequencies are searched for in Preliminary Measurement with absorbers on the floor and measuring antenna at fixed height using 2-axis EUT position system.

The Final Measurement is performed in the Semi-Anechoic Chamber with conducting metal floor, if the Preliminary Measurement results are closer than 20 dB to the permissible value.

The EUT is placed at nonconductive plate at the turntable center.

For each suspected frequency, the turntable is rotated 360 degrees and antenna is scanned from 1 to 4 m. This is repeated for both horizontal and vertical receive antenna polarizations.

The emissions less than 20 dB below the permissible value are reported.

The measurement is made up to 10th harmonic of the EUT highest TX channel.

The measurement results are obtained as described below:

$$E [dB\mu V/m] = U_{RX} + A_{TOT}$$

Where U_{RX} is receiver reading and A_{TOT} is total correction factor including cable loss, antenna factor and preamplifier gain ($A_{TOT} = L_{CABLES} + A_F - G_{PREAMP}$).

Limits for spurious radiated emissions measurements (3 m measurement distance)

Frequency range [MHz]	Limit [$\mu V/m$]	Limit [dB $\mu V/m$]	Detector
30 - 88	100	40	Quasi peak
88 – 216	150	43.5	Quasi peak
216 – 960	200	46	Quasi peak
960 – 1000	500	54	Quasi peak
Above 1000	500	54	Average
Above 1000	5000	74	Peak

5.3. Bluetooth Low Energy test results

Channel 20 / 2442 MHz

Quasi peak (RBW: 100 kHz, VBW: 100 kHz)

Frequency [MHz]	E [dB μ V/m]	E [μ V/m]	U _{RX} [dB μ V]	A _{TOT} [dB]	Limit [dB μ V/m]	Margin	Results
49.329	30.46	33.343	50.46	-20	40	9.54	PASSED
52.503	30.71	34.316	52.71	-22	40	9.29	PASSED
52.587	29.36	29.376	51.36	-22	40	10.64	PASSED

Peak (RBW: 1 MHz, VBW: 1 MHz)

Frequency [MHz]	E [dB μ V/m]	E [μ V/m]	U _{RX} [dB μ V]	A _{TOT} [dB]	Limit [dB μ V/m]	Margin	Results
4879.9	43.74	153.815	42.24	1.5	74	30.24	PASSED
7318.8	49.91	312.968	39.41	10.5	74	24.07	PASSED

Average (RBW: 1 MHz, VBW: 1 MHz)

Frequency [MHz]	E [dB μ V/m]	E [μ V/m]	U _{RX} [dB μ V]	A _{TOT} [dB]	Limit [dB μ V/m]	Margin	Results
4879.9	31.92	39.446	30.42	1.5	54	22.06	PASSED
7318.8	38.92	88.308	28.42	10.5	54	15.06	PASSED

Channel 0 / 2402 MHz

Peak (RBW: 1 MHz, VBW: 1 MHz)

Frequency [MHz]	E [dB μ V/m]	E [μ V/m]	U _{RX} [dB μ V]	A _{TOT} [dB]	Limit [dB μ V/m]	Margin	Results
4824.2	43.01	141.416	41.71	1.3	74	30.97	PASSED
7236.7	50.09	319.521	40.09	10	95	45.14	PASSED

Average (RBW: 1 MHz, VBW: 1 MHz)

Frequency [MHz]	E [dB μ V/m]	E [μ V/m]	U _{RX} [dB μ V]	A _{TOT} [dB]	Limit [dB μ V/m]	Margin	Results
4824.2	31.17	36.183	29.87	1.3	54	22.81	PASSED
7236.7	38.42	83.368	28.42	10	---	---	PASSED

Channel 39 / 2480 MHz

Peak (RBW: 1 MHz, VBW: 1 MHz)

Frequency [MHz]	E [dB μ V/m]	E [μ V/m]	U _{RX} [dB μ V]	A _{TOT} [dB]	Limit [dB μ V/m]	Margin	Results
4922.3	44.45	166.917	42.95	1.5	74	29.53	PASSED
7386.7	49.5	298.538	38.9	10.6	74	24.48	PASSED

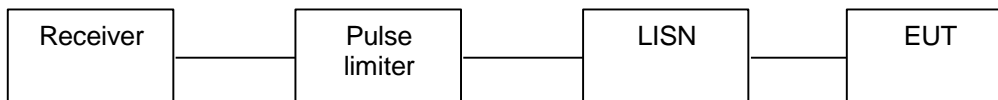
Average (RBW: 1 MHz, VBW: 1 MHz)

Frequency [MHz]	E [dB μ V/m]	E [μ V/m]	U _{RX} [dB μ V]	A _{TOT} [dB]	Limit [dB μ V/m]	Margin	Results
4922.3	32.49	42.121	30.99	1.5	54	21.49	PASSED
7386.7	38.92	88.308	28.32	10.6	54	15.06	PASSED

6. AC powerline conducted emissions (FCC §15.207, RSS-210 7.2.4)

EUT with DUT number	RM-1091, DUT 54613
Accessories with DUT numbers	AC-18E, DUT 54218 ; WH-108, DUT 54458 ; BL-L4A, DUT 54593
Operation Voltage [V] / [Hz]	115/ 60
Results	PASSED
Remarks	-
Temp [°C] / Humidity [%RH] / Air Pressure [kPa]	22/50/101.4
Date of measurements	08-Oct-2014
Measured by	Dou Rubo

6.1. Test Setup



6.2. Test method and limit

The measurement is made according to procedure KDB 558074 and IC standard RSS-GEN as follows:

The EUT is placed on a wooden table 80 cm above the reference groundplane.

The EUT is connected via LISN to a test power supply.

The measurement results are obtained as described below:

$$U [dB\mu V] = U_{RX} + A_{TOT}$$

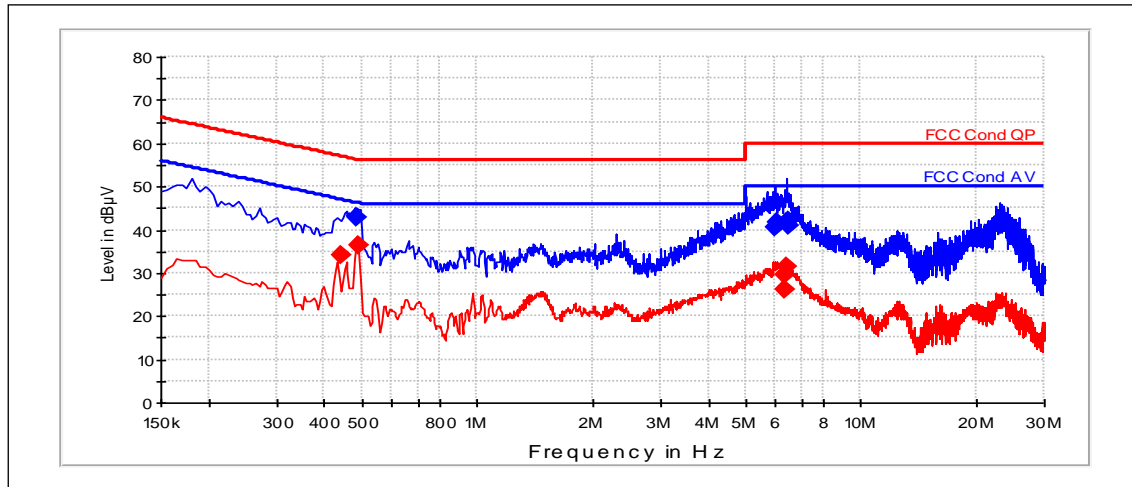
Where U_{RX} is receiver reading and A_{TOT} is total correction factor including cable and pulse limiter attenuations.

CISPR 22 Class B limits

Frequency range [MHz]	Quasi peak limit [dB μ V]	Average limit [dB μ V]
0.15 - 0.5	66 - 56	56 - 46
0.5 - 5	56	46
5 - 30	60	50

6.3. Bluetooth Low Energy Test results

Channel 20 / 2442 MHz



QuasiPeak (RBW: 9 kHz)

Frequency [MHz]	U [dBµV]	Line	Result
0.485	42.82	L1	PASSED
5.95	40.54	L1	PASSED
6.03	41.81	L1	PASSED
6.37	41.64	L1	PASSED
6.445	40.98	L1	PASSED
6.46	41.91	L1	PASSED

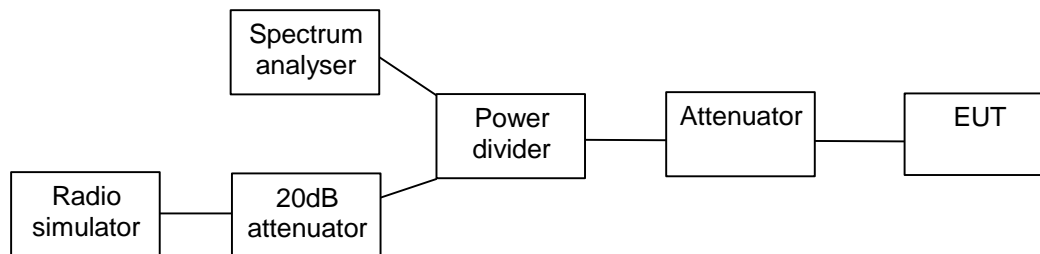
Average (RBW: 9 kHz)

Frequency [MHz]	U [dBµV]	Line	Result
0.44	34.06	L1	PASSED
0.49	36.48	L1	PASSED
6.315	29.58	L1	PASSED
6.335	26.04	N	PASSED
6.395	31.29	L1	PASSED

7. 6dB(bandwidth)
(FCC §15.247(a)(2), RSS-210 A8.2(a))

EUT with DUT number	RM-1091, DUT 54614
Accessories with DUT numbers	BL-L4A, DUT 54593 ; AC-18E, DUT 54218 ; WH-108, DUT 54458
Operation Voltage [V] / [Hz]	Nominal
Results	PASSED
Remarks	-
Temp [°C] / Humidity [%RH] / Air Pressure [kPa]	22/54/101.8
Date of measurements	09-Oct-2014
Measured by	Dou Rubo

7.1. Test Setup



7.2. Test method and limit

The measurement is made according to DTS procedures KDB 558074 and IC standard RSS-210.

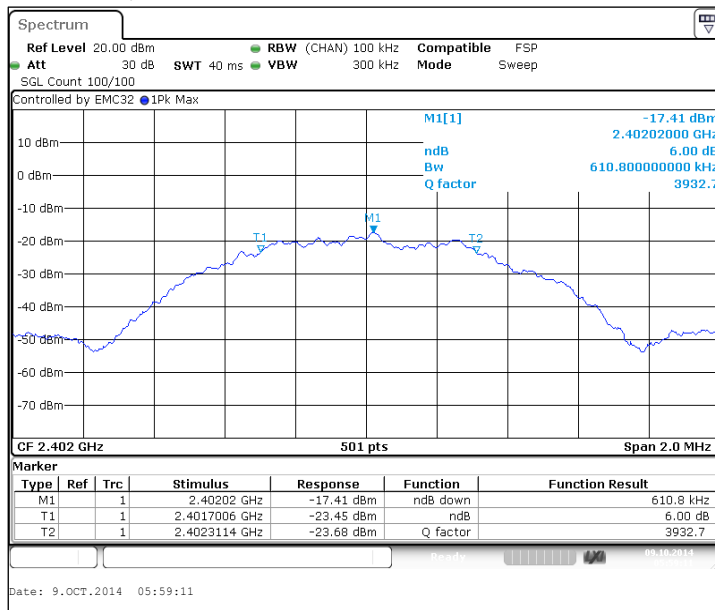
Limits for 6 dB bandwidth measurements

Limit [kHz]
>= 500

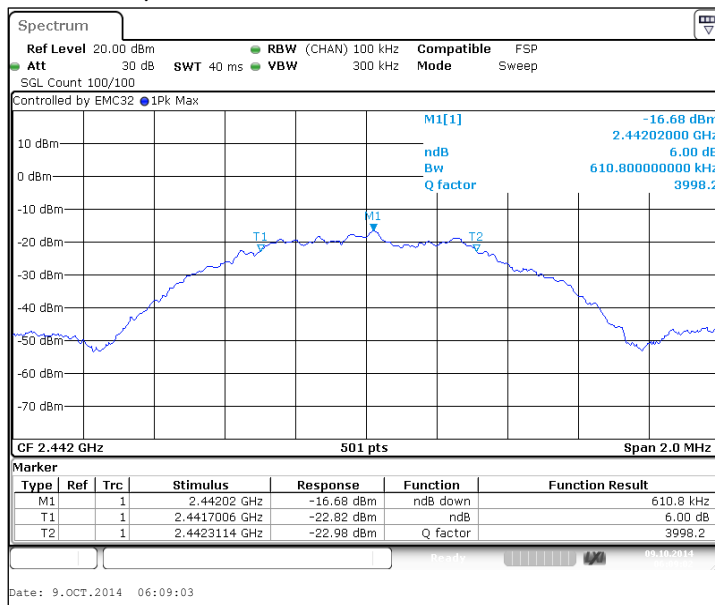
7.3. Bluetooth Low Energy Test results

Channel / f _c [MHz]	6 dB bandwidth [kHz]	Result
0 / 2402	610.8	PASSED
20 / 2442	610.8	PASSED
39 / 2480	610.8	PASSED

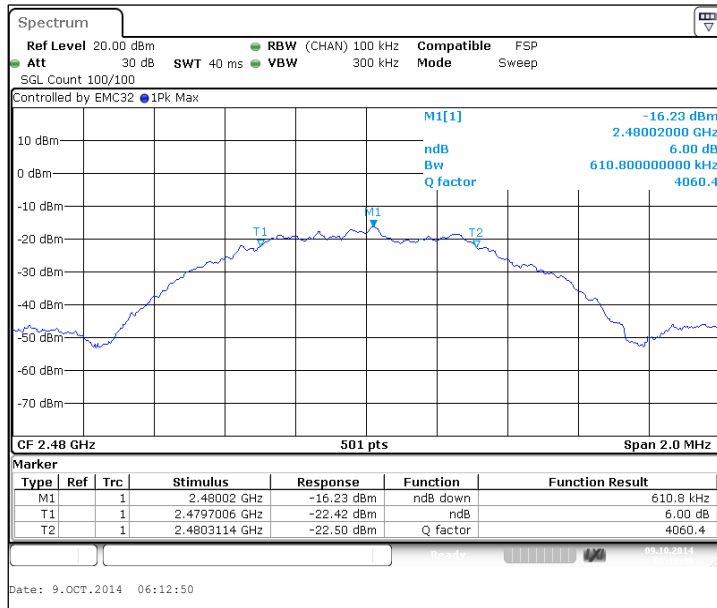
Channel 0 / 2402 MHz



Channel 20 / 2442 MHz



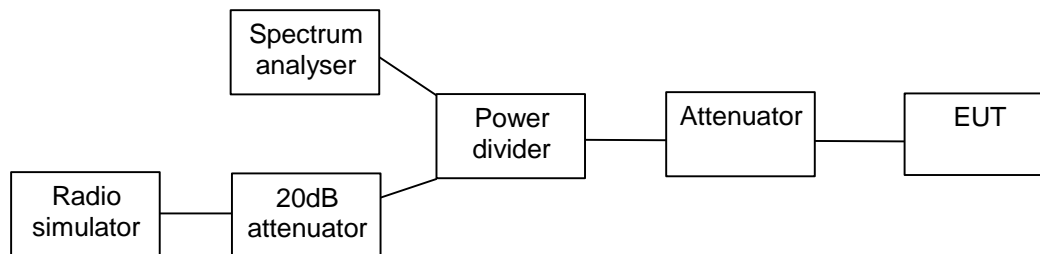
Channel 39 / 2480 MHz



8. Power spectral density (FCC §15.247(e), RSS-210 A8.2(b))

EUT with DUT number	RM-1091, DUT 54614
Accessories with DUT numbers	BL-L4A, DUT 54593 ; AC-18E, DUT 54218 ; WH-108, DUT 54458
Operation Voltage [V] / [Hz]	Nominal
Results	PASSED
Remarks	-
Temp [°C] / Humidity [%RH] / Air Pressure [kPa]	22/54/101.8
Date of measurements	09-Oct-2014
Measured by	Dou Rubo

8.1. Test Setup



8.2. Test method and limit

The measurement is made according to DTS procedures KDB 558074 and IC standard RSS-210.

Limits for power spectral density measurements

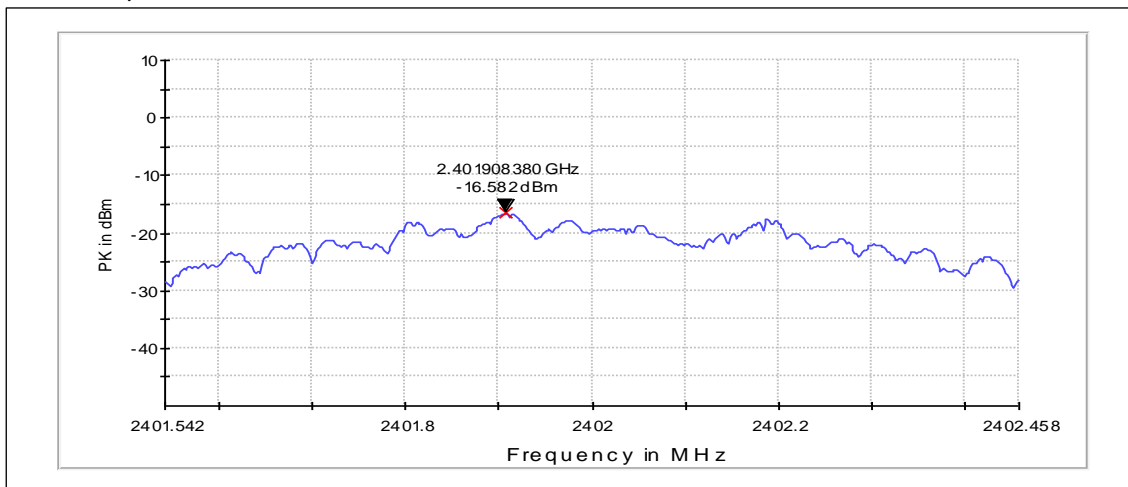
Limit [dBm] @ 3 kHz
<= 8

8.3. Bluetooth Low Energy Test results

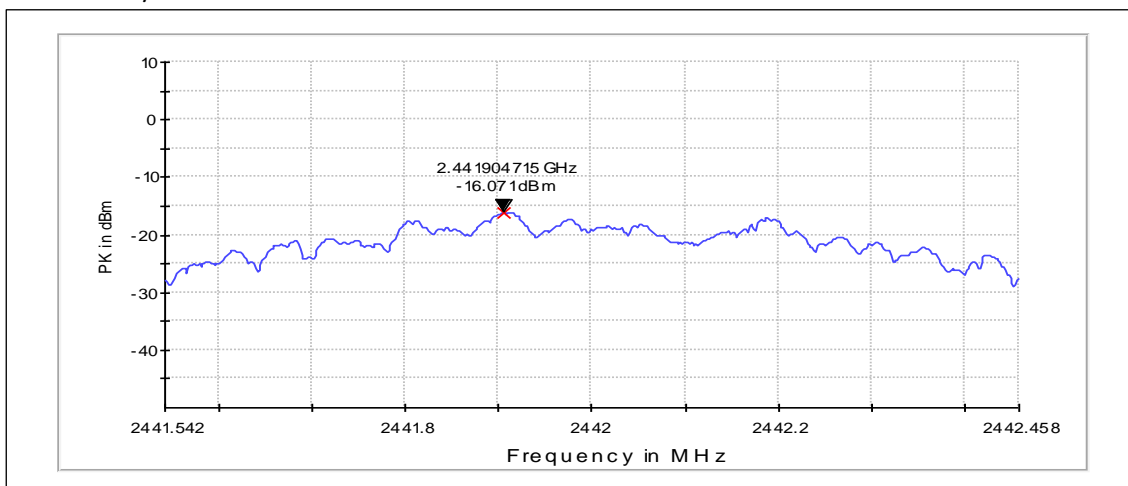
Peak (RBW: 3 kHz, VBW: 10 kHz, Max hold)

Channel / f_c [MHz]	P [dBm]	Result
0 / 2402	-16.58	PASSED
20 / 2442	-16.07	PASSED
39 / 2480	-15.43	PASSED

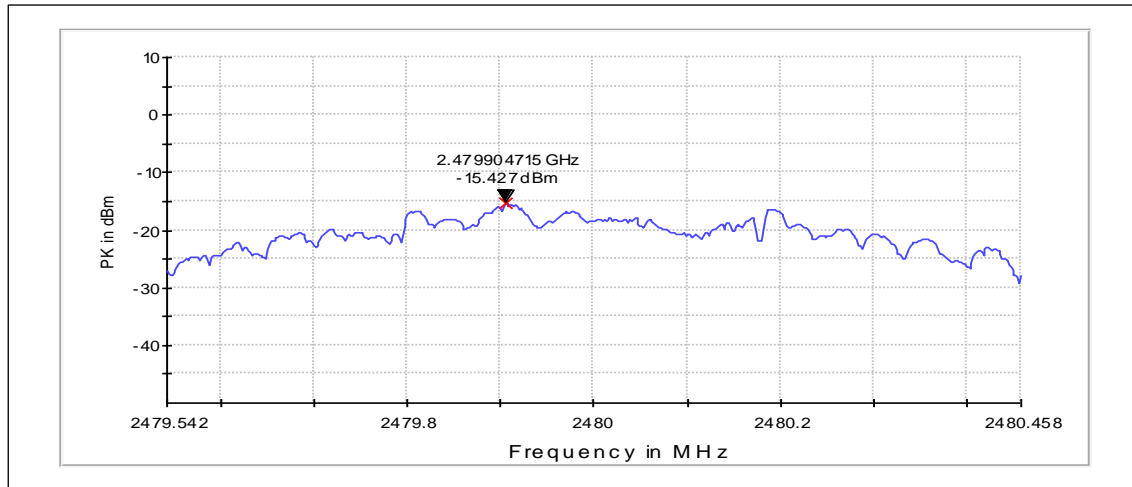
Channel 0 / 2402 MHz



Channel 20 / 2442 MHz



Channel 39 / 2480 MHz



9. Test Equipment

9.1. Conducted measurements

Eq. No	Equipment	Type	Manufacturer	Used in
-	BT / WLAN Antenna	SPA 2400/75/9/0/V	Huber-Suhner	15C, 15B
-	BT / WLAN Antenna	SPA 2400/75/9/0/V	Huber-Suhner	15C, 15B
-	RF Emission Software	EMC32 Test Software	R&S	22/24/27, 15C, 15B
BJPCHW0020	DC Power supply	Hp6632B	HP	22/24/27, 15C
BJPCPT0040	Receiver	ESCS30	R&S	15C, 15B
BJPCPT0069	LISN 50 µH	ESH3-Z5	R&S	15C, 15B
BJPCTC0323	Signal Generator	SMR 27	R&S	22/24/27, 15C, 15B
BJPCPT0073	Signal Generator	SMR 20	R&S	22/24/27, 15C, 15B
BJPCPT0191	Pulse Limiter	ESH3-Z2	R&S	15C, 15B
BJPCPT0208	UPS	PULSAR RX10	Merlin gerin	15C, 15B
BJPCTC0001	DIGITAL CAMERA	PC1015	CANON	15C, 15R
BJPCTC0017	Communication Tester	CMU200	R&S	22/24/27, 15C, 15B
BJPCTC0062	AC Power source	6812B	Hp	15C, 15B
BJPCTC0067	Bluetooth Tester	CBT	R&S	22/24/27, 15C
BJPCTC0082	Humidity and Temperature Sensor	175-H2	Testo	15B, 15C
BJPCTC0088	Absolut pressure meter	testo 511	Testo	22/24/27, 15B, 15C
BJPCTC0089	Tempreture Test chamber	VT4002	Votsch industrietechnik	22/24/27, 15C
BJPCTC0090	FSP spectrum analyzer	FSP30	R&S	22/24/27, 15C
BJPCTC0094	GPIB-RS232 convertor	GPIB-RS232	NI	22/24/27, 15C
BJPCTC0112	Power Splitter	11667B	Agilent	22/24/27, 15C
BJPCTC0115	Communication Tester	CMU200	R&S	22/24/27, 15B, 15C
BJPCTC0127	AC Power source	SOYI-500VA	SOYI	15B 15C
BJPCTC0128	Communication antenna	JTXTLB-10180	A-INFOMW	22/24/27 15B 15C
BJPCTC0129	Communication antenna	JTXTLB-10180	A-INFOMW	22/24/27 15B 15C
BJPCTC0131	Communication tester	CMW500	R&S	22/24/27 15B 15C
BJPCTC0136	Communication antenna	JTXTLB-880-NF	A-INFOMW	15B 15C
BJPCTC0306	Power Splitter	11667B	Agilent	22/24/27, 15C
BJPCTC0305	GPIB converter	GPIB-RS232	NI	22/24/27, 15C
BJPCTC0304	Spectrum Analyser	FSV30	R&S	22/24/27, 15C
BJPCTC0309	GPIB-RS232 convertor	RS232	NI	22/24/27, 15C
BJPCTC0307	Dual channel battery/charger simulator	2306	KEITHLEY	22/24/27, 15C
BJPCTC0308	Dual channel battery/charger simulator	2306	KEITHLEY	22/24/27, 15C
BJPCTC0352	Signal Generator 20GHz	MG3692B	Anritsu	22/24/27, 15C
BJBDATC0169	Tempreture Test chamber	VT4002	Votsch	22/24/27, 15C
BJPCTC0334	Communication Tester	CMU200	R&S	22/24/27, 15C, 15B
BJPCTC0342	Communication Tester	CMU200	R&S	15B, 15C
BJPCTC0343	Power Splitter	1167A	Agilent	EN300328
BJPCTC0344	Power Splitter	1167A	Agilent	EN300328
BJPCTC0345	Power Splitter	1167A	Agilent	EN300328
BJPCTC0346	Attenuator	8496A	Agilent	EN300328
BJPCTC0347	Directional Coupler	4226-20	Narda	EN300328
BJPCTC0348	Signal generator	E4438C	Agilent	EN300328
BJPCTC0336	Signal Generator	SMP22	R&S	22/24/27, 15C

9.2. Radiated measurements

Eq. No	Equipment	Type	Manufacturer	Used in
-	BT / WLAN Antenna	SPA 2400/75/9/0/V	Huber-Suhner	15C, 15B
-	BT / WLAN Antenna	SPA 2400/75/9/0/V	Huber-Suhner	15C, 15B
-	RF Emission Software	EMC32 Test Software	R&S	22/24/27, 15C, 15B
BJPCPT0072	Receiver	ESI B26	R&S	22/24/27, 15C, 15B

Eq. No	Equipment	Type	Manufacturer	Used in
BJPCPT0150	High Pass Filter	WHKS1200-10SS	Wainwright	22/24/27, 15C, 15B
BJPCPT0151	Band Reject Filter	WRCD1880/2000-0.2/40-5SSK	Wainwright	24, 15B
BJPCPT0154	Band Reject Filter	WRCT2402/2480-2400/2483.5-30-20SS	Wainwright	15C, 15B
BJPCPT0166	Antenna	VUBA 9117	Swarzbeck	22/24/27
BJPCPT0208	UPS	PULSAR RX10	Merlin gerin	15C.15B
BJPCTC0001	DIGITAL CAMERA	PC1015	CANON	15C.15R
BJPCTC0007	Antenna	HL562	R&S	22/24/27, 15C, 15B
BJPCTC0029	Antenna	HF906	R&S	22/24/27, 15C, 15B
BJPCTC0034	Band Reject Filter	WRCT 800/880-0.2/40-5SSK	Wainwright	22, 15B
BJPCTC0049	Preamplifier	Blma 0118-1A-Bt	Bonn	22/24/27, 15C, 15B
BJPCTC0055	Communication Tester	CMU200	R&S	22/24/27,15C,15B
BJPCTC0058	Bluetooth Tester	CBT	R&S	15C, 15B
BJPCTC0062	AC Power source	6812B	Hp	15C.15B
BJPCTC0064	Band Reject Filter	WRCG1877/1883-1870/1890-40/6SS	Wainwright	24, 15B
BJPCTC0071	Multi-Device Controller	2090	EMCO	22/24/27, 15C, 15B
BJPCTC0072	Anechoic Chamber	3 m Semi / Full Anechoic Chamber	ETS	22/24/27, 15C, 15B
BJPCTC0073	MAST	Model-TR/POL	ETS	22/24/27, 15C, 15B
BJPCTC0074	MAST	Model 2070-2	ETS	22/24/27, 15C, 15B
BJPCTC0075	Turntable	Model 2188	ETS-EMCO	22/24/27, 15C, 15B
BJPCTC0081	Humidity and Temperature Sensor	175-H2	Testo	15B, 15C
BJPCTC0088	Absolut pressure meter	testo 511	Testo	22/24/27, 15B,15C
BJPCTC0115	Communication Tester	CMU200	R&S	22/24/27, 15B, 15C
BJPCTC0124	Attenuator	SA18N200W-40	Fairview Microwave	-
BJPCTC0125	Loop Antenna	HFH2-Z2	R&S	15C
BJPCTC0126	Tripod	FHU-ZZ	R&S	15C
BJPCTC0128	Communication antenna	JTXSLB-10180	A-INFOMW	22/24/27 15B 15C
BJPCTC0129	Communication antenna	JTXSLB-10180	A-INFOMW	22/24/27 15B 15C
BJPCTC0131	Communication tester	CMW500	R&S	22/24/27 15B 15C
BJPCTC0133	Open Swith and contril unit	OSP 150	R&S	15B,15C
BJPCTC0134	Open Swith and contril unit	OSP 150	R&S	15B,15C
BJPCTC0135	Open Swith and contril unit	OSP 130	R&S	15B,15C
BJPCTC0136	Communication antenna	JTXSLB-880-NF	A-INFOMW	15B 15C
BJPCTC0171	Broad-band Horn Antenna	BBHA9120 D	SCHWARZBECK MESS - ELEKTRONIK	22/24/27, 15C, 15B
BJPCTC0310	Horn Antenna	QSH20SMA	Q-par	22/24/27, 15C, 15B
BJPCTC0311	Horn Antenna	QSH18SMA	Q-par	22/24/27, 15C, 15B
BJPCTC0312	Relay Switch Unit	-	-	22/24/27, 15C, 15B
BJPCTC0313	High Pass Filter	WHKX1.0/15G-12SS	Wainwright	22/24/27, 15C, 15B
BJPCTC0314	High Pass Filter	WHKX8.0/18G-88SS	Wainwright	22/24/27, 15C, 15B
BJPCTC0315	High Pass Filter	WHKX3.0/18G-12SS	Wainwright	22/24/27, 15C, 15B
BJPCTC0316	Preamplifier	AMT-5F-18002550-25-108	-	22/24/27, 15C, 15B
BJPCTC0317	Preamplifier	AMF-6D-02001800-29-20P	-	22/24/27, 15C, 15B
BJPCTC0350	Preamplifier	AMF-4D-01000800-30-29P	Miteq	22/24/27, 15C, 15B
BJPCTC0324	Preamplifier	AFS4-00100300-20-23P-6	Miteq	22/24/27, 15C, 15B
BJPCTC0329	Relay Switch Unit	-	-	22/24/27, 15C, 15B
BJPCTC0334	Communication Tester	CMU200	R&S	22/24/27, 15C, 15B
BJPCTC0342	Communication Tester	CMU200	R&S	15B, 15C
BJPCTC0349	Preamplifier	AMF-4D-01000800-30-79P	Miteq	22/24/27, 15C, 15B

Eq. No	Equipment	Type	Manufacturer	Used in
BJPCTC0350	Preamplifier	AMF-4D-01000800-30-29P	Miteg	22/24/27, 15C, 15B
BJPCTC0351	Preamplifier	AFS4-00101800	-	22/24/27, 15C, 15B