

FCC Part 15B Compliance Test Report

Test Report no.:	Tre_FCC_0815_06.doc	Date of Report:	11-Apr-2008
Number of pages:	12	Customer's Contact person:	Lasse Vaattovaara
Testing laboratory:	TCC Nokia Tampere Laboratory P.O. Box 68 Sinitaival 5 FIN-33720 TAMPERE, FINLAND Tel. +358 (0) 7180 46800 Fax. +358 (0) 7180 46880	Customer:	Nokia Corporation P.O. Box 86 Joensuukatu 7 FIN-24101 SALO, FINLAND Tel. +358 (0) 7180 08000 Fax. +358 (0) 7180 44277
FCC listing no.:	94436		
IC recognition no.:	3608		
Tested devices/ accessories:	GSM phone RM-407 / Battery BP-4L, AC charger AC-5E, Headset HS-47, Data cable CA-101, Laptop IBM Thinkpad T22, AC adapter 02K6543, Printer HP deskjet 1600CC3540A, Digital camera FUJI DS-7, Serial cable for camera, Parallel cable for printer		
FCC ID:	PYARM-407	IC:	661V-RM407
Supplement reports:	-		
Testing has been carried out in accordance with:	CFR 47, FCC rules Part 15 Subpart B, ANSI C63.4 (2003), ICES-003, CISPR 22 and IC standards RSS-132 (Issue 2, September 2005), RSS-133 (Issue 3, June 2005) and RSS-210 (Issue 7, June 2007). Deviations, modifications or clarifications (if any) to above mentioned documents are written in each section under "Test method and limit".		
Documentation:	The test report must always be reproduced in full; reproduction of an excerpt only is subject to written approval of the testing laboratory. The documentation of the testing performed on the tested devices is archived for 15 years at TCC Nokia.		
Test Results:	The EUT complies with the requirements in respect of all parameters subject to the test. The test results relate only to devices specified in this document.		
Date and signature for the contents:			

Jari Jantunen, System Manager

1. Summary for FCC Part 15B Compliance Test Report

Date of receipt	2.1.2007
Testing completed	21.1.2008
The customer's contact person	Lasse Vaattovaara
Test Plan referred to	T:\Projects\
Notes	-
Document name	T:\Projects\RM-346\EMC\Results\FCC\Tre_FCC_0801_03.doc

1.1. EUT and Accessory Information

The EUT is a 6-band (GSM850/900/1800/1900 and WCDMA Band II/V) mobile phone with GPRS, EGPRS, Bluetooth and WLAN. GSM bands are tested in idle mode. Bluetooth and WLAN are tested with maximum rated TX power.

Product	Type	SN	HW	MV	SW	DUT
GSM phone	RM-346	004401014291526	0508	-	007.45.3	41346
Battery	BP-4L	-	-	-	-	41348
AC Charger	AC-5E	-	-	-	-	41350
Headset	HS-47	-	-	-	-	41352
Data cable	CA-101	-	-	-	-	41370
Laptop	IBM Thinkpad T22	555V2PT	-	-	-	40201
AC Adapter	02K6543	-	-	-	-	40202
Printer	HP deskjet 1600CC3540A	USB8302546	-	-	-	40077
Digital camera	FUJI DS-7	7102516	-	-	-	40076
Serial cable for camera	-	-	-	-	-	40088
Parallel cable for printer	-	-	-	-	-	40087

1.2. Summary of Test Results

GSM 850:

Section in CFR 47	Section in ICES-003 (RSS-132)	Name of the test	Result
15.107, a	5.3	AC powerline conducted emissions	NP
15.109, a	5.5 (6.6)	Radiated emissions	NP

GSM 1900:

Section in CFR 47	Section in ICES-003 (RSS-133)	Name of the test	Result
15.107, a	5.3	AC powerline conducted emissions	NP
15.109, a	5.5 (9)	Radiated emissions	NP

Bluetooth:

Section in CFR 47	Section in ICES-003	Name of the test	Result
15.107, a	5.3	AC powerline conducted emissions	NP
15.109, a	5.5	Radiated emissions	PASSED

WLAN:

Section in CFR 47	Section in ICES-003	Name of the test	Result
15.107, a	5.3	AC powerline conducted emissions	PASSED
15.109, a	5.5	Radiated emissions	PASSED

PASSED

The EUT complies with the essential requirements in the standard.

FAILED

The EUT does not comply with the essential requirements in the standard.

NP

The test was not performed by the TCC Nokia Tampere Laboratory.

The test results of PYARM-346 are re-used for certification of the PYARM-407. The table above indicates the results, which will be re-used.

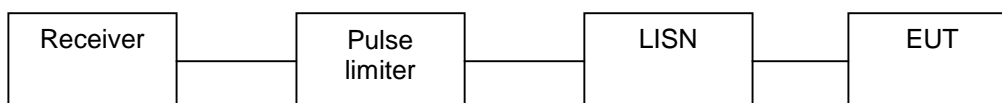
CONTENTS

1. Summary for FCC Part 15B Compliance Test Report.....	2
1.1. EUT and Accessory Information	2
1.2. Summary of Test Results	2
2. AC powerline conducted emissions (FCC §15.107, ICES-003 section 5.3).....	5
2.1. Test setup	5
2.2. Test method and limit	5
2.3. WLAN Test results	6
3. Radiated emissions (FCC §15.109, ICES-003 section 5.5, RSS-132 6.6, RSS-133 9)	7
3.1. Test setup	7
3.2. Test method and limit	7
3.3. Bluetooth Test results	8
3.4. WLAN Test results	9
4. Test Equipment.....	11
4.1. Conducted measurements	11
4.2. Radiated measurements	11

2. AC powerline conducted emissions (FCC §15.107, ICES-003 section 5.3)

EUT with DUT number	RM-346 DUT 41346
Accessories with DUT numbers	BP-4L DUT 41348, AC-5E DUT 41350, HS-47 DUT 41352, CA-101 DUT 41370, IBM Thinkpad T22 DUT 40201, 02K6543 DUT 40202, HP deskjet 1600CC3540A DUT 40077, FUJI DS-7 DUT 40076, Serial cable for camera DUT 40088, Parallel cable for printer DUT 40087
Operation Voltage [V] / [Hz]	115 / 60
Result	PASSED
Remarks	Continuous data transfer was active between the phone and the computer during the test.
Temp [°C] / Humidity [%RH] / Air Pressure [kPa]	20 / 47 / 99.0
Date of measurements	21.1.2008
Measured by	Jari Jantunen

2.1. Test setup



2.2. Test method and limit

The measurement is made according to ANSI C63.4-2003 as follows:

The EUT is placed on a wooden table 80 cm above the reference groundplane.

The EUT is connected via LISN to a test power supply.

The measurement results are obtained as described below:

$$U [dB\mu V] = U_{RX} + A_{TOT}$$

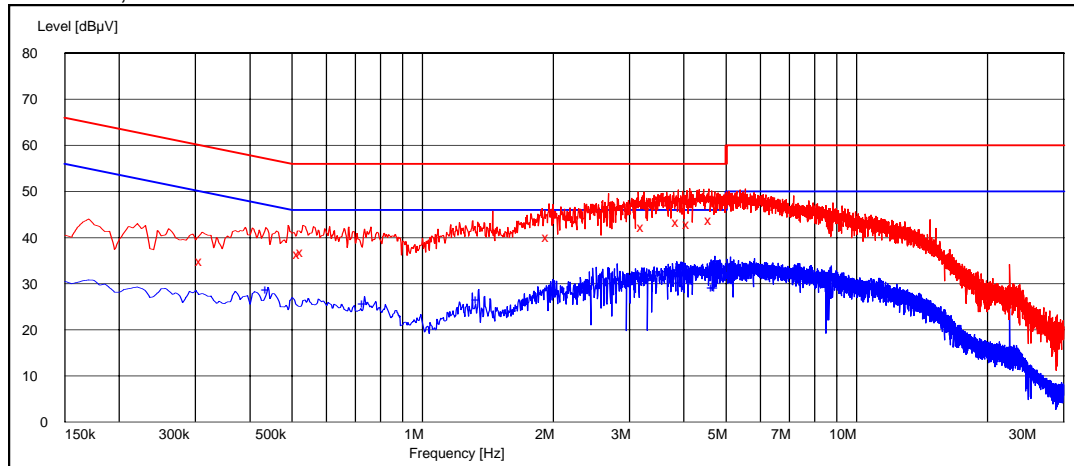
Where U_{RX} is receiver reading and A_{TOT} is total correction factor including cable and pulse limiter attenuations.

CISPR 22 Class B limits

Frequency range [MHz]	Quasi peak limit [dB μ V]	Average limit [dB μ V]
0.15 - 0.5	66 - 56	56 - 46
0.5 - 5	56	46
5 - 30	60	50

2.3. WLAN Test results

RX mode, channel 7 / 2442 MHz



Quasi peak (RBW: 9 kHz)

Frequency [MHz]	U [dBµV]	Line	Result
0.310000	34.90	N	PASSED
0.520000	36.50	L1	PASSED
0.530000	36.90	L1	PASSED
1.950000	40.20	L1	PASSED
3.230000	42.40	L1	PASSED
3.880000	43.30	L1	PASSED
4.115000	42.90	L1	PASSED
4.620000	43.80	L1	PASSED

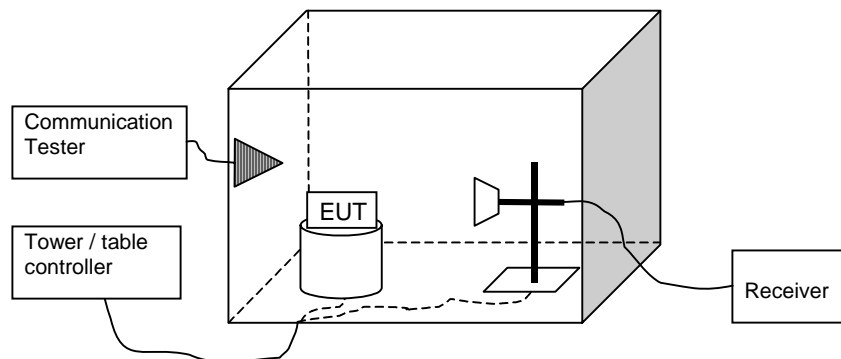
Average (RBW: 9 kHz)

Frequency [MHz]	U [dBµV]	Line	Result
0.440000	28.80	L1	PASSED
0.735000	25.80	L1	PASSED
1.345000	26.70	L1	PASSED
1.995000	29.40	L1	PASSED
3.895000	33.20	L1	PASSED
3.935000	30.40	L1	PASSED
4.675000	29.30	N	PASSED
4.755000	29.40	L1	PASSED

3. Radiated emissions
(FCC §15.109, ICES-003 section 5.5, RSS-132 6.6, RSS-133 9)

EUT with DUT number	RM-346 DUT 41346
Accessories with DUT numbers	BP-4L DUT 41348, AC-5E DUT 41350, HS-47 DUT 41352, CA-101 DUT 41370, IBM Thinkpad T22 DUT 40201, 02K6543 DUT 40202, HP deskjet 1600CC3540A DUT 40077, FUJI DS-7 DUT 40076, Serial cable for camera DUT 40088, Parallel cable for printer DUT 40087
Operation Voltage [V] / [Hz]	115 / 60
Result	PASSED
Remarks	-
Temp [°C] / Humidity [%RH] / Air Pressure [kPa]	21 / 48 / 99.0
Date of measurements	20.1.2008
Measured by	Jari Jantunen

3.1. Test setup



3.2. Test method and limit

The measurement is made according to ANSI C63.4-2003as follows:

The measurement is performed in the Semi-Anechoic Chamber with conducting metal floor.

The measurement distance is 3 m.

The EUT is placed on a nonconductive plate at 80 cm height.

For each suspected frequency, the turntable is rotated 360 degrees and antenna is scanned from 1 to 4 m. This is repeated for both horizontal and vertical receive antenna polarizations.

The emissions less than 20 dB below the permissible value are reported.

The measurement results are obtained as described below:

$$E [\mu\text{V/m}] = U_{RX} + A_{TOT}$$

Where U_{RX} is receiver reading and A_{TOT} is total correction factor including cable loss, antenna factor and preamplifier gain ($A_{TOT} = L_{CABLES} + AF - G_{PREAMP}$).

CISPR 22 and FCC Part 15 Class B limits (3 m measurement distance)

Frequency range [MHz]	Quasi peak limit [dB μ V/m]	Average limit [dB μ V/m]	Peak limit [dB μ V/m]
30 – 230	40	-	-
230 – 1000	47	-	-
Above 1000	-	54	74

3.3. Bluetooth Test results

TX mode, channel 0 / 2402 MHz

Peak (RBW: 1 MHz)

Frequency [MHz]	E [dB μ V/m]	E [μ V/m]	U_{RX} [dB μ V]	A_{TOT} [dB]	Polarisation	Result
4804.000000	39.70	96.61	41.50	-1.8	VERTICAL	PASSED
7206.000000	42.50	133.35	39.90	2.6	HORIZONTAL	PASSED

Average (RBW: 1 MHz)

Frequency [MHz]	E [dB μ V/m]	E [μ V/m]	U_{RX} [dB μ V]	A_{TOT} [dB]	Polarisation	Result
4804.000000	26.60	21.38	28.40	-1.8	VERTICAL	PASSED
7206.000000	29.50	29.85	26.90	2.6	VERTICAL	PASSED

TX mode, channel 40 / 2442 MHz

Quasi peak (RBW: 120 kHz)

Frequency [MHz]	E [dB μ V/m]	E [μ V/m]	U_{RX} [dB μ V]	A_{TOT} [dB]	Polarisation	Result
30.200000	32.70	43.15	42.30	-9.6	VERTICAL	PASSED
37.535872	28.40	26.30	42.90	-14.5	VERTICAL	PASSED
74.869940	13.60	4.79	39.00	-25.4	VERTICAL	PASSED
74.988978	16.90	7.00	42.30	-25.4	VERTICAL	PASSED

Peak (RBW: 1 MHz, VBW: 1 MHz)

Frequency [MHz]	E [dB μ V/m]	E [μ V/m]	U_{RX} [dB μ V]	A_{TOT} [dB]	Polarisation	Result
4938.873747	40.40	104.71	42.00	-1.6	VERTICAL	PASSED
7285.565130	43.30	146.22	40.30	3.0	HORIZONTAL	PASSED
7392.785571	43.80	154.88	40.20	3.6	HORIZONTAL	PASSED
7419.841683	43.60	151.36	39.90	3.7	HORIZONTAL	PASSED
17906.821643	53.10	451.86	33.50	19.6	VERTICAL	PASSED

Average (RBW: 1 MHz)

Frequency [MHz]	E [dB μ V/m]	E [μ V/m]	U _{RX} [dB μ V]	A _{TOT} [dB]	Polarisation	Result
4932.873747	27.40	23.44	29.00	-1.6	VERTICAL	PASSED
7284.065130	30.60	33.88	27.60	3.0	HORIZONTAL	PASSED
7395.285571	30.80	34.67	27.20	3.6	HORIZONTAL	PASSED
7417.841683	31.10	35.89	27.40	3.7	HORIZONTAL	PASSED
17907.821643	40.60	107.15	21.00	19.6	VERTICAL	PASSED

TX mode, channel 78 / 2480 MHz

Peak (RBW: 1 MHz)

Frequency [MHz]	E [dB μ V/m]	E [μ V/m]	U _{RX} [dB μ V]	A _{TOT} [dB]	Polarisation	Result
4960.000000	40.40	104.71	41.70	-1.3	HORIZONTAL	PASSED
7440.000000	43.60	151.36	40.00	3.6	VERTICAL	PASSED

Average (RBW: 1 MHz)

Frequency [MHz]	E [dB μ V/m]	E [μ V/m]	U _{RX} [dB μ V]	A _{TOT} [dB]	Polarisation	Result
4960.000000	27.50	23.71	28.80	-1.3	VERTICAL	PASSED
7440.000000	30.70	34.28	27.10	3.6	VERTICAL	PASSED

3.4. WLAN Test results

TX mode, channel 1 / 2412 MHz

Peak (RBW: 1 MHz)

Frequency [MHz]	E [dB μ V/m]	E [μ V/m]	U _{RX} [dB μ V]	A _{TOT} [dB]	Polarisation	Result
4824.000000	40.40	104.71	42.10	-1.7	VERTICAL	PASSED
7236.000000	42.70	136.46	40.10	2.6	HORIZONTAL	PASSED

Average (RBW: 1 MHz)

Frequency [MHz]	E [dB μ V/m]	E [μ V/m]	U _{RX} [dB μ V]	A _{TOT} [dB]	Polarisation	Result
4824.000000	27.50	23.71	29.20	-1.7	VERTICAL	PASSED
7236.000000	29.70	30.55	27.10	2.6	VERTICAL	PASSED

TX mode, channel 7 / 2442 MHz

Quasi peak (RBW: 120 kHz)

Frequency [MHz]	E [dB μ V/m]	E [μ V/m]	U _{RX} [dB μ V]	A _{TOT} [dB]	Polarisation	Result
4965.929860	40.40	104.71	41.60	-1.2	VERTICAL	PASSED
7283.065130	43.30	146.22	40.30	3.0	VERTICAL	PASSED
7343.183367	43.30	146.22	40.10	3.2	VERTICAL	PASSED
7419.843687	44.60	169.82	40.90	3.7	VERTICAL	PASSED
17947.899800	52.80	436.52	33.20	19.6	VERTICAL	PASSED

Average (RBW: 1 MHz)

Frequency [MHz]	E [dB μ V/m]	E [μ V/m]	U _{RX} [dB μ V]	A _{TOT} [dB]	Polarisation	Result
4964.429860	27.70	24.27	29.00	-1.3	VERTICAL	PASSED
7284.565130	30.60	33.88	27.60	3.0	VERTICAL	PASSED
7343.183367	30.50	33.50	27.30	3.2	VERTICAL	PASSED
7420.843687	30.90	35.08	27.20	3.7	VERTICAL	PASSED
17950.899800	40.50	105.93	20.90	19.6	VERTICAL	PASSED

TX mode, channel 11 / 2462 MHz

Peak (RBW: 1 MHz)

Frequency [MHz]	E [dB μ V/m]	E [μ V/m]	U _{RX} [dB μ V]	A _{TOT} [dB]	Polarisation	Result
4924.000000	39.30	92.26	41.10	-1.8	VERTICAL	PASSED
7386.000000	43.50	149.62	40.00	3.5	HORIZONTAL	PASSED

Average (RBW: 1 MHz)

Frequency [MHz]	E [dB μ V/m]	E [μ V/m]	U _{RX} [dB μ V]	A _{TOT} [dB]	Polarisation	Result
4924.000000	26.60	21.38	28.40	-1.8	VERTICAL	PASSED
7386.000000	30.60	33.88	27.10	3.5	HORIZONTAL	PASSED

4. Test Equipment

4.1. Conducted measurements

Eq. No	Equipment	Type	Manufacturer	Used in
TM30597	Power splitter	11667A	Agilent	22/24/27, 15C
TM37499	Power splitter	11667A	Agilent	22/24/27, 15C
TM38111	Multimeter	34401A	Agilent	22/24/27, 15C
TM38112	DC power supply	6632A	Agilent	22/24/27, 15C
TM22901	Attenuator	8496A	Agilent	22/24/27, 15C
TM30636	Artificial mains net	L2-16	PMM	15C, 15B
TM37678	Radio communication tester	CMU-200	R&S	22/24/27, 15C, 15B
TM37773	Radio communication tester	CMU-200	R&S	22/24/27, 15C, 15B
TM30600	Pulse Limiter	ESH3-Z2	R&S	15C, 15B
TM26490	LISN 50 µH	ESH3-Z5	R&S	15C, 15B
TM37610	Spectrum analyzer	FSU	R&S	22/24/27, 15C
TM22835	Multimeter	87	Fluke	15C, 15B
TM37500	Microwave switch system	7116-MSW	Keithley	22/24/27, 15C, 15B
TM22638	Power supply	OL63743-901	Transmatic	22/24/27, 15C, 15B
	Temperature chamber	VT4002	Vötsch	22/24/27, 15C
2058	EMI Test receiver	ESPC	R&S	15C, 15B
2001	Bluetooth tester	CBT	R&S	22/24/27, 15C, 15B
2002	Radio communication tester	CMU-200	R&S	22/24/27, 15C, 15B

4.2. Radiated measurements

Eq. No	Equipment	Type	Manufacturer	Used in
TM30599	3m semi-anechoic chamber		TDK	22/24/27, 15C, 15B
TM38845	EMI receiver	ESI 40	R&S	22/24/27, 15C, 15B
TM37498	Preamplifier	AMF-5D-020180-26-10P	MITEQ	22/24/27, 15C, 15B
TM37523	Preamplifier	AMF-4D-10M-3G-25-20P	MITEQ	22/24/27, 15C, 15B
TM37516	Biconilog antenna	HL562	R&S	22/24/27, 15C, 15B
TM26496	Double ridged waveguide antenna	3115	EMCO	22/24/27, 15C, 15B
TM39158	Horn antenna	3116	EMCO	22/24/27, 15C, 15B
TM26492	Reference dipole set	UHAP/VHAP	Schwarzbeck	22/24/27, 15C, 15B
TM37501	Dipole antenna	3125-870	EMCO	22/24/27
TM37502	Dipole antenna	3125-1880	EMCO	22/24/27
TM37773	Radio communication tester	CMU-200	R&S	22/24/27, 15C, 15B
TM38631	Signal generator	83640L	Agilent	22/24/27, 15C, 15B
TM38066	High pass filter	4HC3000/18000-3-KK	Trilithic	22/24/27, 15C, 15B
TM26511	Tunable notch filter	WRCA870	Wainwright	22/24/27
TM38215	Tunable notch filter	WRCD1850/1910-0.2/40	Wainwright	22/24/27
TM38214	Band reject filter	WRCT 2402/2480-2400/2483.5-30	Wainwright	15C
TM30642	Mast/Turntable controller	HD-100	Deisel	22/24/27, 15C, 15B
TM26500	Turntable	DS412	Deisel	22/24/27, 15C, 15B
TM38842	Antenna mast controller	2090	EMCO	22/24/27, 15C, 15B
TM38843	Antenna mast	2075	EMCO	22/24/27, 15C, 15B
TM38114	DC power supply	6632A	Agilent	22/24/27, 15C, 15B
TM38323	Preamplifier	PA-02 18-26 GHz	EMC Automation	22/24/27, 15C, 15B
TM37678	Radio communication tester	CMU-200	R&S	22/24/27, 15C, 15B
TM22638	Power supply	OL63743-901	Transmatic	22/24/27, 15C, 15B

Eq. No	Equipment	Type	Manufacturer	Used in
TM23892	Yaesu controller	G-1000SDX	Yaesu	22/24/27, 15C, 15B
2001	Bluetooth tester	CBT	R&S	22/24/27, 15C, 15B
2002	Radio communication tester	CMU-200	R&S	22/24/27, 15C, 15B