

Software Configuration Control Test Report: 2.4 GHz WLAN

Test Report no.:	FCCWLAN_KDB594280_RM-1150_08.docx	Date of Report:	02-Dec-2015
Number of pages:	13	Customer's Contact person:	Juha Paukku
Testing laboratory:	TCC Microsoft Tampere Laboratory P.O. Box 403 Visiokatu 3 FIN-33101 TAMPERE, FINLAND Tel. +358 71 800 8000 Fax. +358 71 804 6880	Customer:	Microsoft P.O. Box 403 Visiokatu 4 FIN-33720 TAMPERE, FINLAND Tel. +358 (0) 7180 46800 Fax. +358 (0) 7180 46880
FCC listing no.:	94436		
IC recognition no.:	661AK-1		
Tested devices/ accessories:	Phone RM-1150 / Battery BV-T3G (LG)		
FCC ID:	PYARM-1150	IC:	
Supplement reports:	-		
Testing has been carried out in accordance with:	KDB 594280 D01 v02: Guidance on Software or Network Configuration of Non-SDR Devices to Ensure Compliance.		
Documentation:	The test report must always be reproduced in full; reproduction of an excerpt only is subject to written approval of the testing laboratory. The documentation of the testing performed on the tested devices is archived for 15 years at TCC Microsoft.		
Test Results:	The EUT complies with the requirements in respect of all parameters subject to the test. The test results relate only to devices specified in this document		
Date and signature for the contents:			

Hannu Söderholm, Engineer, EMC

1. Summary

Date of receipt	20-Oct-2015
Testing completed	6-Nov-2015
The customer's contact person	Juha Paukku
Test Plan referred to	T:\Projects\RM-1152\TestPlan\Test_plan_EMCC_FCC_RM-1152.xlsx
Notes	-
Document name	FCCWLAN_KDB594280_RM-1150_08.docx

1.1. EUT and Accessory Information

The EUT is a mobile phone with a 2.4 GHz WLAN transceiver. The WLAN operates on channels 1-11 in the USA and on channels 1-13 everywhere else. Channels 12-13 are activated only, when the phone detects a non-US cellular network. The detection is based on the network's MCC/MNC code.

Devices under tests

Product	Type	SN	HW	MV	SW	DUT
Phone	RM-1152	004402742963899	1540	-	01078.10006.15421.42000	400052
Battery	BV-T3G (LG)	4955405343010304094;0670783	1.0	-	-	400051

1.2. Summary of Test Results

Name of the test	Result
First time power-up compliance	PASSED
New connection establishment	PASSED
Supplemental information control	PASSED
Geo-location information recheck	PASSED

The test results of RM-1152 are re-used for certification of the RM-1150. The table above indicates the results, which will be re-used.

PASSED The EUT complies with the essential requirements in the standard.
 FAILED The EUT does not comply with the essential requirements in the standard.
 NP The test was not performed by the TCC Microsoft Laboratory.

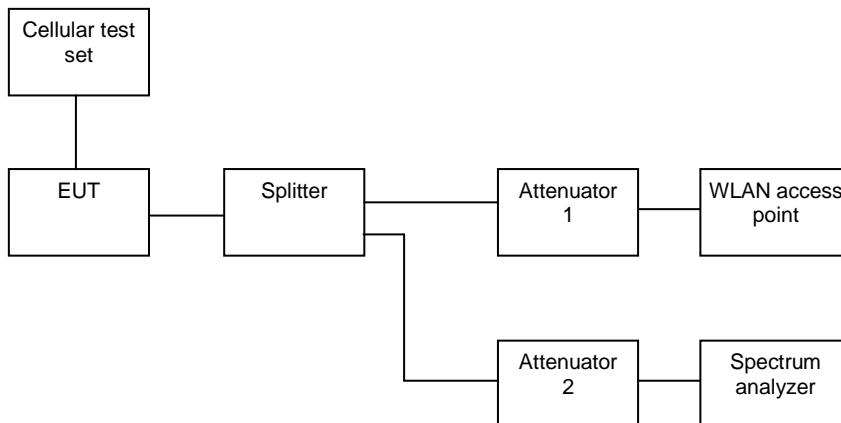
CONTENTS

1. Summary	2
1.1. EUT and Accessory Information	2
1.2. Summary of Test Results	2
2. First time power-up	4
2.1. Test Setup	4
2.2. Test method	4
2.3. Compliance criteria	5
2.4. Screenshots	5
3. New connection establishment	6
3.1. Test Setup	6
3.2. Test method	6
3.3. Compliance criteria	7
3.4. Screenshots	7
4. Supplemental information control	8
4.1. Test Setup	8
4.2. Test method	8
4.3. Compliance criteria	9
4.4. Screenshots	9
5. Geo-location information recheck	10
5.1. Test Setup	10
5.2. Test method	10
5.3. Compliance criteria	11
5.4. Screenshots	11
6. Test Equipment	12
6.1. Conducted measurements	12
6.2. Radiated measurements	13

2. First time power-up

EUT with DUT number	RM-1152, DUT 400052
Accessories with DUT numbers	BV-T3G DUT 400051
Operation Voltage [V] / [Hz]	Nominal
Results	PASSED
Remarks	-
Temp [°C] / Humidity [%RH] / Air Pressure [kPa]	22 / 45 / 100
Date of measurements	7-Nov-2015
Measured by	Hannu Söderholm

2.1. Test Setup



2.2. Test method

The equipment was set as follows:

The cellular test set was connected to the cellular antenna port of the EUT. The 2.4 GHz antenna port of the EUT was connected to a splitter.

The cellular test set was switched off to simulate situation, that there is no cellular network present.

The access point was switched off to simulate situation, that there is no access points present.

The spectrum analyzer was set to measure frequency range 2.4 – 2.5 GHz.

The EUT was switched on and the WLAN functionality activated.

It was verified, if the EUT transmitted on channels 12 or 13.

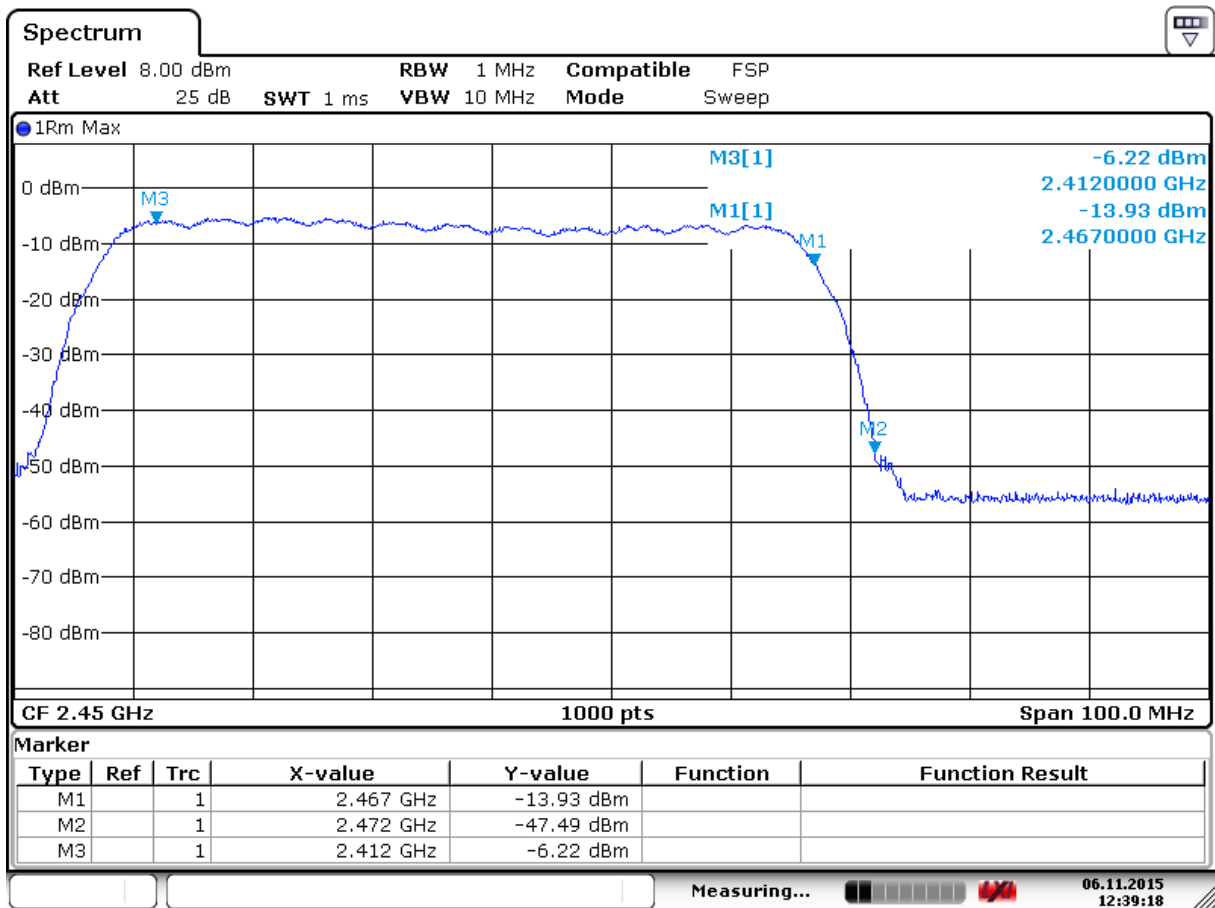
2.3. Compliance criteria

KDB 594280 D01 v02, section 4. b. i. states:

“Device must, by default, operate in a mode that is compliant with the U.S. requirements.”

Compliance criteria	Result
The EUT must not transmit on channels 12 and 13.	PASSED

2.4. Screenshots

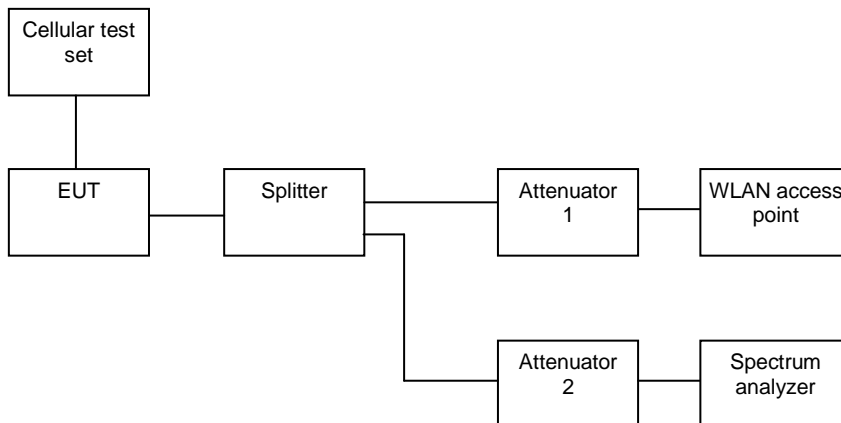


Date: 6.NOV.2015 12:39:18

3. New connection establishment

EUT with DUT number	RM-1152, DUT 400052
Accessories with DUT numbers	BV-T3G DUT 400051
Operation Voltage [V] / [Hz]	Nominal
Results	PASSED
Remarks	-
Temp [°C] / Humidity [%RH] / Air Pressure [kPa]	22 / 45 / 100
Date of measurements	7-Nov-2015
Measured by	Hannu Söderholm

3.1. Test Setup



3.2. Test method

The equipment was set as follows:

The cellular test set was connected to the cellular antenna port of the EUT. The 2.4 GHz antenna port of the EUT was connected to a splitter.

The access point was set on channel 13.

The spectrum analyzer was set to measure frequency range 2.4 – 2.5 GHz.

The cellular test set was switched off to simulate situation, that there is no cellular network present.

The EUT was switched on and the WLAN functionality activated.

The EUT was set to connect to the access point.

It was verified, if the EUT transmitted on channel 13.

The test was repeated with the access point set on channels 12 and 11.

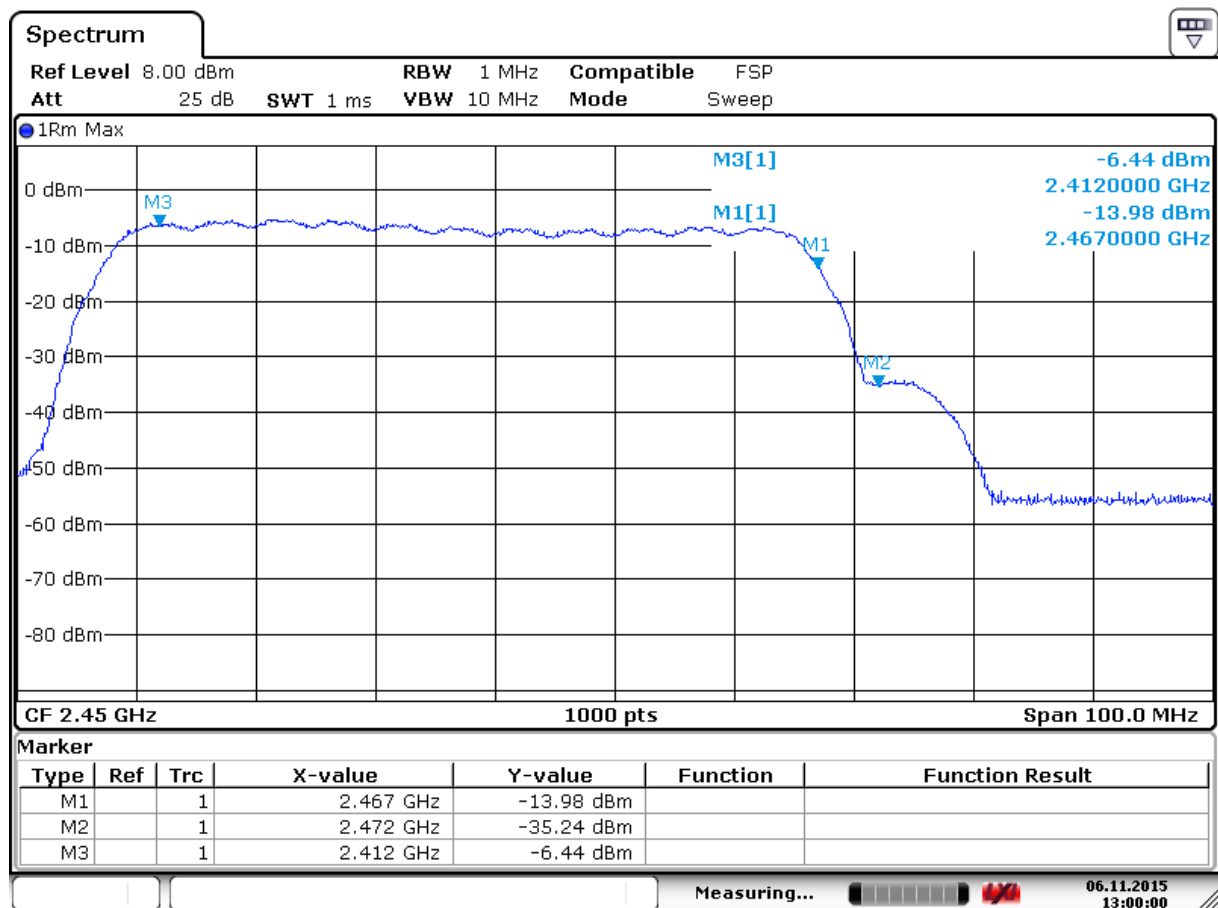
3.3. Compliance criteria

KDB 594280 D01 v02, section 4. b. i. states:

“Device must recheck the geo-location information... ..when connection are established.”

Compliance criteria	Result
The EUT must not transmit on channels 12 and 13 in presence of an US MCC/MNC.	PASSED

3.4. Screenshots

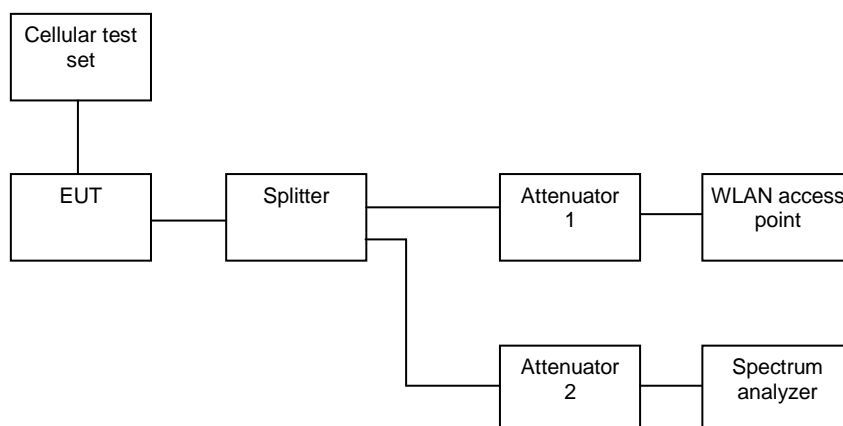


Date: 6.NOV.2015 13:00:00

4. Supplemental information control

EUT with DUT number	RM-1152, DUT 400052
Accessories with DUT numbers	BV-T3G DUT 400051
Operation Voltage [V] / [Hz]	Nominal
Results	PASSED
Remarks	-
Temp [°C] / Humidity [%RH] / Air Pressure [kPa]	22 / 45 / 100
Date of measurements	7-Nov-2015
Measured by	Hannu Söderholm

4.1. Test Setup



4.2. Test method

The equipment was set as follows:

The cellular test set was connected to the cellular antenna port of the EUT. The 2.4 GHz antenna port of the EUT was connected to a splitter.

The access point was set on channel 12.

The spectrum analyzer was set to measure frequency range 2.4 – 2.5 GHz.

The cellular test set was switched off to simulate situation, that there is no cellular network present.

The EUT was switched on and set to connect to the access point.

It was verified, if the EUT transmitted on channel 12 (blue curve).

The cellular test set was switched on GSM 1800 band, with country code set to Finland, and paired with the cellular transceiver of the EUT.

It was verified again, if the EUT transmitted on channel 12 (red curve)

4.3. Compliance criteria

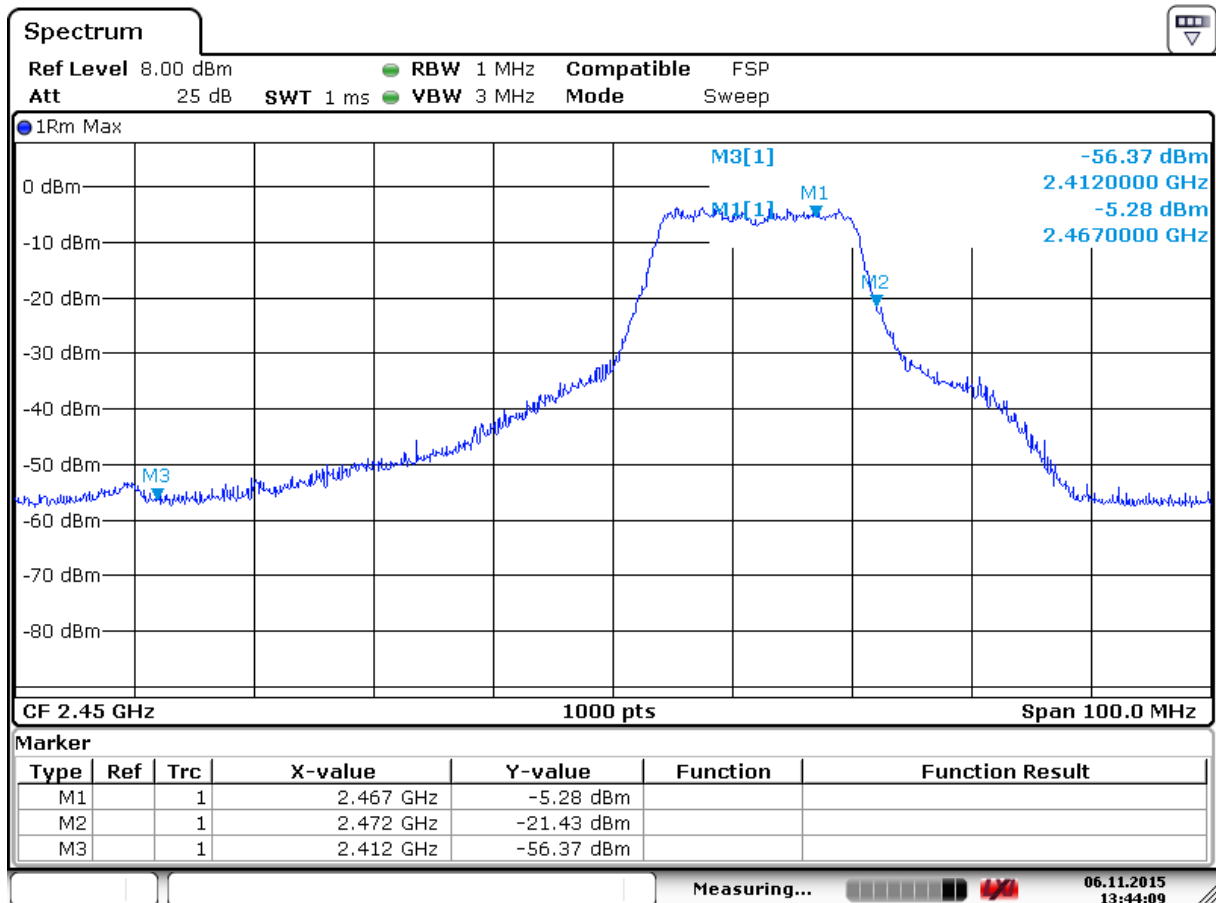
KDB 594280 D01 v02, section 4. b. i. states:

“Device must use supplemental information such as geo-location data to determine that it is operating outside the U.S., if necessary, to change its power. Such supplemental data must be derived from one or more of the following:

- Global Navigation Satellite System (GNSS) sensors in the device, or
- Mobile Country Code (MCC) and Mobile Network code (MNC) received from a CMRS8 carrier and received directly by a receiver on the device, or
- Other suitable geo-location data based on IP addresses. “

Compliance criteria	Result
The EUT shall not transmit on channels 12 and 13, when an US MCC/MNC is present.	PASSED

4.4. Screenshots

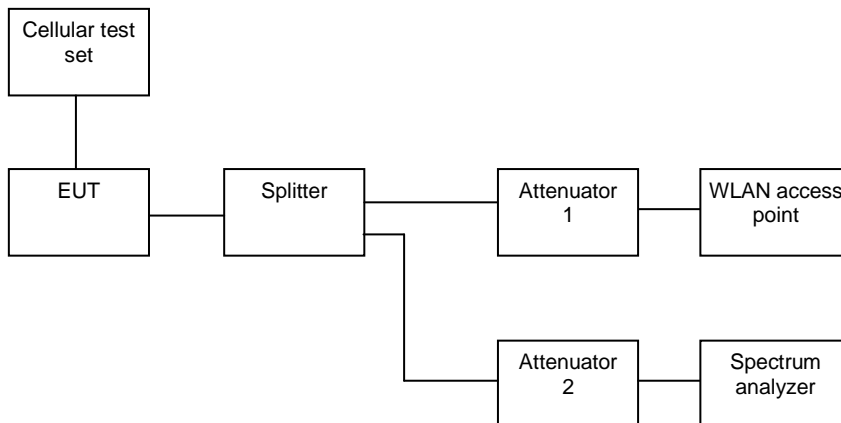


Date: 6.NOV.2015 13:44:08

5. Geo-location information recheck

EUT with DUT number	RM-1152, DUT 400052
Accessories with DUT numbers	BV-T3G DUT 400051
Operation Voltage [V] / [Hz]	Nominal
Results	PASSED
Remarks	-
Temp [°C] / Humidity [%RH] / Air Pressure [kPa]	22 / 45 / 100
Date of measurements	7-Nov-2015
Measured by	Hannu Söderholm

5.1. Test Setup



5.2. Test method

The equipment was set as follows:

The cellular test set was connected to the cellular antenna port of the EUT. The 2.4 GHz antenna port of the EUT was connected to a splitter.

The cellular test set was switched on GSM 1800 band, with country code set to Finland and paired with the cellular transceiver of the EUT.

The access point was set on channel 12.

The EUT was switched on and set to connect to the access point on channel 12.

The spectrum analyzer was set to measure frequency 2.467 GHz (channel 12) in zero-span mode.

It was verified, that EUT transmitted on channel 12.

The RF output of the cellular test set was switched off to simulate situation, that there is no cellular network present.

It was verified, if the EUT stopped transmitting on channel 12 in one hour.

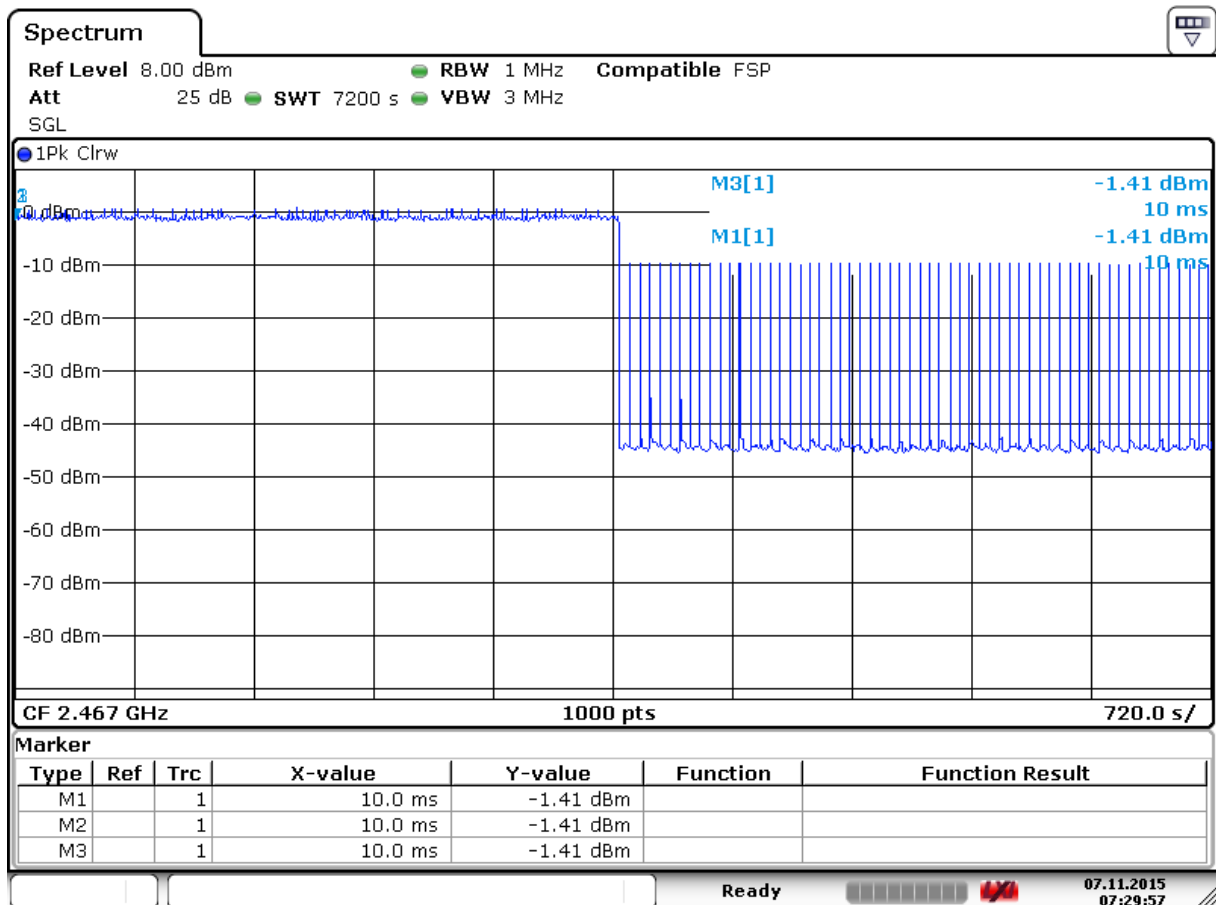
5.3. Compliance criteria

KDB 594280 D01 v02, section 4. b. i. states:

“Device must recheck the geo-location information at least once every hour, when the device is switched on and connection are established or changed.”

Compliance criteria	Result
The EUT shall stop transmitting on channels 12 and 13 in one hour after losing the MCC/MNC of a non-US network.	PASSED

5.4. Screenshots



Date: 7.NOV.2015 07:29:57

6. Test Equipment

The calibration dates for all test equipment are maintained in the equipment register. The register alerts the test lab about expired calibrations. Therefore, tests are always done with calibrated equipment. The dates are provided by request.

6.1. Conducted measurements

Eq. No	Equipment	Type	Manufacturer	Used in
TM350089	Power supply	6632A	Agilent	22/24/27, 15C, 15E
TM350090	Power supply	6632A	Agilent	22/24/27, 15C, 15E
TM30600	Impulse limiter	ESH3-Z2	R&S	15C, 15B
TM490017	LISN 50 µH	ESH3-Z5	R&S	15C, 15B
TM490018	LISN 50 µH	ESH3-Z5	R&S	15C, 15B
TM150128	Spectrum Analyzer	F5U26	R&S	22/24/27, 15C, 15E
TM23007	Oscilloscope	TDS684B	Tektronix	15E
TM22806	Battery	BAT 20/E	Fiskars	15C, 15B
TM22805	UPS	PS 20/1.2	Fiskars	15C, 15B
-	Temperature and humidity logger	175-H2	Testo	15C, 15B
-	Temperature and humidity logger	175-H2	Testo	22/24/27, 15C
-	Air pressure and temperature logger	635-2	Testo	22/24/27, 15C, 15B
-	Air pressure sensor	0638-1835	Testo	22/24/27, 15C, 15B
-	Temperature test chamber	VT 4002	Vötsch	22/24/27
2001	Bluetooth tester	CBT	R&S	15C, 15B
2009	LISN 50 µH	ENV216	R&S	15C, 15B
2010	LISN 50 µH	ENV216	R&S	15C, 15B
2012	Power splitter	11667B	Agilent	22/24/27, 15C
2013	Attenuator	8493C	Agilent	22/24/27, 15C
2014	Attenuator	8493C	Agilent	22/24/27, 15C
2019	Power splitter	ZN2PD-9G-S+	Mini-Circuits	15E
2020	Power splitter	ZN2PD-9G-S+	Mini-Circuits	15E
TM210166	Communication Tester	CMW500	R&S	22/24/27
TM210205	Communication Tester	CMU200	R&S	22/24/27
2023	Spectrum Analyzer	ESMI-RF	R&S	15B/15C
2024	Analyzer display unit	ESAI-D	R&S	15B/15C
TM110070	Signal Generator	SMF 100A	R&S	22/24/27, 15C, 15E, 15B
TM220065	Bluetooth tester	CBT	R&S	15C, 15B
TM210330	Communication Tester	CMU200	R&S	22/24/27, 15B
TM150131	Spectrum Analyzer	FSP30	R&S	22/24/27, 15C, 15E
TM210049	Communication Tester	CMU200	R&S	22/24/27

6.2. Radiated measurements

Eq. No	Equipment	Type	Manufacturer	Used in
-	Antenna	BBHA 9120 D	Schwarzbeck	22/24/27, 15C
TM38845	Receiver	ESIB 26	R&S	22/24/27, 15C, 15E, 15B
-	Antenna	HL562	R&S	22/24/27, 15C, 15E, 15B
-	Turntable	2188	EMCO	22/24/27, 15C, 15E, 15B
-	Turntable controller	2090	EMCO	22/24/27, 15C, 15E, 15B
-	RF system panel	OSP130	R&S	22/24/27, 15C, 15E, 15B
-	Mini mast	2075-2	ETS Lindgren	22/24/27, 15C, 15B
TM38843	Mini mast	2075	Emco	22/24/27, 15C, 15B
TM38842	Antenna mast controller	2090	Emco	22/24/27, 15C, 15B
TM30643	LISN 50 µH	LISN-5-20-2	FCC	22/24/27, 15C, 15B
TM30644	LISN 50 µH	LISN-5-20-2	FCC	22/24/27, 15C, 15B
-	Temperature and humidity logger	175-H2	Testo	22/24/27, 15C, 15B
-	Air pressure and temperature logger	635-2	Testo	22/24/27, 15C, 15B
-	Air pressure sensor	0638-1835	Testo	22/24/27, 15C, 15B
TM37523	Preamplifier	AMF-4D-10M-3G-25-20P	Miteq	22/24/27, 15C, 15B
TM37498	Preamplifier	AMF-5D-020180-26-10P	Miteq	22/24/27, 15C, 15B
TM30599	Semi anechoic chamber	UNKNOWN	TDK	22/24/27, 15C, 15B
TM22638	Power supply	OL63743-901	-	22/24/27, 15C, 15E, 15B
TM38066	High pass filter	WHKX3.0/18G-12SS	Wainwright	22/24/27, 15C, 15E, 15B
2028	High pass filter	WHKX 1.0/15G-12SS	Wainwright	22/24/27, 15C, 15E, 15B
TM37545	Tunable notch filter	800.0/960.0-0.2/40-8SSK	Wainwright	22
TM26512	Tunable notch filter	WRCD1850/1910-0.2/40-10SSK	Wainwright	24
-	Band reject filter	WRCG1877/1883-1870/1890-40/6EE	Wainwright	24
-	Band reject filter	WRCG1729.4/1735.4-1722.4/1742.4-40/6SS	Wainwright	27
TM23892	Controller	G-1000SDX	Yaesu	22/24/27, 15C, 15E
2001	Bluetooth tester	CBT	R&S	15C, 15B
TM210203	Communication Tester	CMU200	R&S	22/24/27, 15B
6023	Antenna	VUBA 9117	Schwarzbeck	22/24/27
TM210166	Communication Tester	CMW500	R&S	22/24/27
2025	Antenna	HFH2-Z2	R&S	15C
TM110070	Signal Generator	SMF 100A	R&S	22/24/27, 15C, 15E, 15B
2052	Antenna	BBHA 9120 D	Schwarzbeck	22/24/27, 15C, 15B, 15E
-	Antenna	QSH18S20	Q-Par	22/24/27, 15C, 15B, 15E
-	Antenna	QSH20S20	Q-Par	22/24/27, 15C, 15B, 15E
-	Antenna	QSH20S20	Q-Par	22/24/27, 15C, 15B, 15E
TM220065	Bluetooth tester	CBT	R&S	15C, 15B

END OF REPORT