

## FCC Part 15E Compliance Test Report

<b>Test Report no.:</b>	FCC15E_RM-1116_24.docx	<b>Date of Report:</b>	25-Sep-2015
<b>Number of pages:</b>	119	<b>Customer's Contact person:</b>	Tia Melava
<b>Testing laboratory:</b>	TCC Microsoft Salo Laboratory P.O.Box(86) Joensuunkatu 7E FIN-24101 SALO, FINLAND Tel. +358 (0) 7180 08000 Fax. +358 71 80 44122	<b>Customer:</b>	Microsoft P.O.Box(86) Joensuunkatu 7E FIN-24101 SALO, FINLAND Tel. +358 (0) 7180 08000 Fax. +358 71 80 44122
<b>FCC listing no.:</b>	533467		
<b>IC recognition no.:</b>	661V-1		
<b>Tested devices/ accessories:</b>	<b>Phone RM-1116 / Dummy Battery SD-241R / Headset WH-308</b>		
<b>FCC ID:</b>	PYARM-1116	<b>IC:</b>	661X-RM1116
<b>Supplement reports:</b>	-		
<b>Testing has been carried out in accordance with:</b>	<b>CFR 47, FCC rules Part 15 Subpart E, ANSI C63.4 (2014), DTS procedures KDB 789033 D02 v01, IC standards, RSS-210 (Issue 8, December 2010). Deviations, modifications or clarifications (if any) to above mentioned documents are written in each section under "Test method and limit".</b>		
<b>Documentation:</b>	The test report must always be reproduced in full; reproduction of an excerpt only is subject to written approval of the testing laboratory. The documentation of the testing performed on the tested devices is archived for 15 years at TCC Microsoft.		
<b>Test Results:</b>	<b>The EUT complies with the requirements in respect of all parameters subject to the test.</b> The test results relate only to devices specified in this document		
<b>Date and signature for the contents:</b>			

Hannu Söderholm, Engineer, EMC

# 1. Summary for FCC Part 15E Compliance Test Report

Date of receipt	15-Jun-2015
Testing completed	01-Sep-2015
The customer's contact person	Tia Melava
Test Plan referred to	T:\Projects\RM-1085\TestPlan\RS_TestPlan_RM-1085.xlsm
Notes	-
Document name	T:\Projects\RM-1116\EMC\FCC15E_RM-1116_24.docx

## 1.1. EUT and Accessory Information

The EUT is a mobile phone with following features:

GSM/WCDMA/WLAN/Bluetooth

The EUT is tested with maximum rated TX power.

Devices under tests

Product	Type	SN	HW	MV	SW	DUT
Phone	RM-1085	004402742320777;059W5J6	2111	-	01063.00001.15244.09000	100012
Dummy Battery	SD-241R	-	V2	-	-	100016
Headset	WH-308	51251B1	-	-	-	100029

## 1.2. Summary of Test Results

### 5 GHz RLAN:

Section in CFR 47	Section in RSS-GEN or RSS-210	Name of the test	Result
15.407(a)	A9.2	Conducted peak output power	PASSED
15.407(b)	A9.2	Band edge compliance of RF emissions	NP
15.407(b)	A9.2	Spurious radiated emissions	NP
15.407(b)(6)	A9.2	AC powerline conducted emissions	NP
	A9.2	6dB(bandwidth)	NP
	A9.2	26dB(bandwidth)	NP
15.407(a)	A9.2	Maximum power spectral density	PASSED

The test results of RM-1085 are re-used for certification of the RM-1116. The table above indicates the results, which will be re-used.

PASSED  
 FAILED  
 NP

The EUT complies with the essential requirements in the standard.  
 The EUT does not comply with the essential requirements in the standard.  
 The test was not performed by the TCC Microsoft Laboratory.

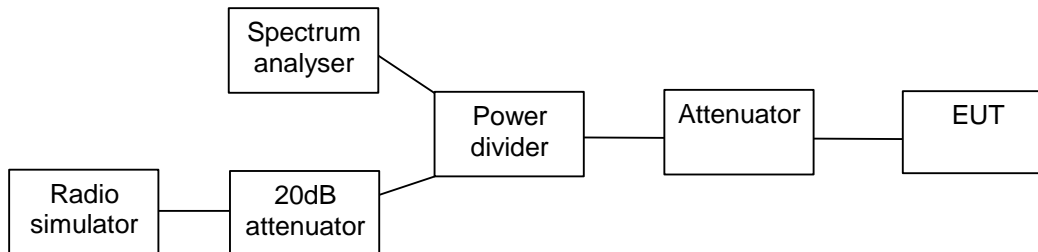
## CONTENTS

<b>1. Summary for FCC Part 15E Compliance Test Report</b> .....	<b>2</b>
1.1. EUT and Accessory Information .....	2
1.2. Summary of Test Results .....	2
<b>2. Conducted peak output power (FCC §15.407(a), RSS-210 A9.2)</b> .....	<b>4</b>
2.1. Test Setup .....	4
2.2. Test method and limit .....	4
2.3. Power results summary .....	5
2.4. 5 GHz RLAN Test results .....	7
<b>3. Maximum power spectral density (FCC §15.407(a), RSS-210 A9.2)</b> .....	<b>62</b>
3.1. Test Setup .....	62
3.2. Test method and limit .....	62
3.3. 5 GHz RLAN Test results .....	63
<b>4. Test Equipment</b> .....	<b>118</b>
4.1. Conducted measurements .....	118
4.2. Radiated measurements .....	118

## 2. Conducted peak output power (FCC §15.407(a), RSS-210 A9.2)

<b>EUT with DUT number</b>	RM-1085, DUT 100012
<b>Accessories with DUT numbers</b>	SD-241R, DUT 100016 ; WH-308, DUT 100029
<b>Operation Voltage [V] / [Hz]</b>	Nominal
<b>Results</b>	PASSED
<b>Remarks</b>	-
<b>Temp [°C] / Humidity [%RH] / Air Pressure [kPa]</b>	20 / 49 / 101.4
<b>Date of measurements</b>	01-Sep-2015
<b>Measured by</b>	Jari Keto

### 2.1. Test Setup



### 2.2. Test method and limit

The measurement is made according to Public Notice KDB 789033 D02 v01 and IC standard RSS-210.

Limits for Maximum conducted output power measurements

Frequency range [MHz]	Limit [mW] / [dBm]	Limit [dBm]	Limit [dBm] for B=20 MHz
5150-5250	250 (24)	-	24
5250-5350	250 (24)	11+10 log B	24
5470-5725	250 (24)	11+10 log B	24
5725-5850	1000 (30)	-	30

### 2.3. Power results summary

Channel / fC [MHz]	Mode	Modulation	Data rate	Level [dBm]
36 / 5180	802.11n MIMO	BPSK	6.5 / 7.25 Mbps	18.65
40 / 5200	802.11n MIMO	BPSK	6.5 / 7.25 Mbps	18.47
48 / 5240	802.11n MIMO	BPSK	6.5 / 7.25 Mbps	18.63
52 / 5260	802.11n MIMO	BPSK	6.5 / 7.25 Mbps	18.78
60 / 5300	802.11n MIMO	BPSK	6.5 / 7.25 Mbps	18.75
64 / 5320	802.11n MIMO	BPSK	6.5 / 7.25 Mbps	18.79
100 / 5500	802.11n MIMO	BPSK	6.5 / 7.25 Mbps	18.95
116 / 5580	802.11n MIMO	BPSK	6.5 / 7.25 Mbps	19.05
<b>140 / 5700</b>	<b>802.11n MIMO</b>	<b>BPSK</b>	<b>6.5 / 7.25 Mbps</b>	<b>19.18</b>
149 / 5745	802.11n MIMO	BPSK	6.5 / 7.25 Mbps	19.14
157 / 5785	802.11n MIMO	BPSK	6.5 / 7.25 Mbps	18.97
165 / 5825	802.11n MIMO	BPSK	6.5 / 7.25 Mbps	19.06
36+40 / 5190	802.11n MIMO	BPSK	13.5 / 15.0 Mbps	18.2
44+48 / 5230	802.11n MIMO	BPSK	13.5 / 15.0 Mbps	18.2
52+56 / 5270	802.11n MIMO	BPSK	13.5 / 15.0 Mbps	18.47
60+64 / 5310	802.11n MIMO	BPSK	13.5 / 15.0 Mbps	18.43
100+104 / 5510	802.11n MIMO	BPSK	13.5 / 15.0 Mbps	18.75
108+112 / 5550	802.11n MIMO	BPSK	13.5 / 15.0 Mbps	18.78
132+136 / 5670	802.11n MIMO	BPSK	13.5 / 15.0 Mbps	18.72
<b>149+153 / 5755</b>	<b>802.11n MIMO</b>	<b>BPSK</b>	<b>13.5 / 15.0 Mbps</b>	<b>18.8</b>
157+161 / 5795	802.11n MIMO	BPSK	13.5 / 15.0 Mbps	18.75
36-48 / 5210	802.11ac MIMO	BPSK	29.3 / 32.5 Mbps	17.1
52-64 / 5290	802.11ac MIMO	BPSK	29.3 / 32.5 Mbps	17.12
<b>100-112 / 5530</b>	<b>802.11ac MIMO</b>	<b>BPSK</b>	<b>29.3 / 32.5 Mbps</b>	<b>17.64</b>
149-161 / 5775	802.11ac MIMO	BPSK	29.3 / 32.5 Mbps	17.53
36 / 5180	802.11a MIMO	16QAM	24 Mbps	18.88
40 / 5200	802.11a MIMO	16QAM	24 Mbps	18.69
48 / 5240	802.11a MIMO	16QAM	24 Mbps	18.85
52 / 5260	802.11a MIMO	16QAM	24 Mbps	18.96
60 / 5300	802.11a MIMO	16QAM	24 Mbps	18.89
64 / 5320	802.11a MIMO	16QAM	24 Mbps	18.93
100 / 5500	802.11a MIMO	16QAM	24 Mbps	19.22
116 / 5580	802.11a MIMO	16QAM	24 Mbps	19.3
<b>140 / 5700</b>	<b>802.11a MIMO</b>	<b>16QAM</b>	<b>24 Mbps</b>	<b>19.52</b>
149 / 5745	802.11a MIMO	16QAM	24 Mbps	19.44
157 / 5785	802.11a MIMO	16QAM	24 Mbps	19.25
165 / 5825	802.11a MIMO	16QAM	24 Mbps	19.19
36+40 / 5190	802.11n MIMO	QPSK	27.0 / 30.0 Mbps	18.16
44+48 / 5230	802.11n MIMO	QPSK	27.0 / 30.0 Mbps	18.16
52+56 / 5270	802.11n MIMO	QPSK	27.0 / 30.0 Mbps	18.37
60+64 / 5310	802.11n MIMO	QPSK	27.0 / 30.0 Mbps	18.37
100+104 / 5510	802.11n MIMO	QPSK	27.0 / 30.0 Mbps	18.66
108+112 / 5550	802.11n MIMO	QPSK	27.0 / 30.0 Mbps	18.65
132+136 / 5670	802.11n MIMO	QPSK	27.0 / 30.0 Mbps	18.65
<b>149+153 / 5755</b>	<b>802.11n MIMO</b>	<b>QPSK</b>	<b>27.0 / 30.0 Mbps</b>	<b>18.72</b>
157+161 / 5795	802.11n MIMO	QPSK	27.0 / 30.0 Mbps	18.67

---

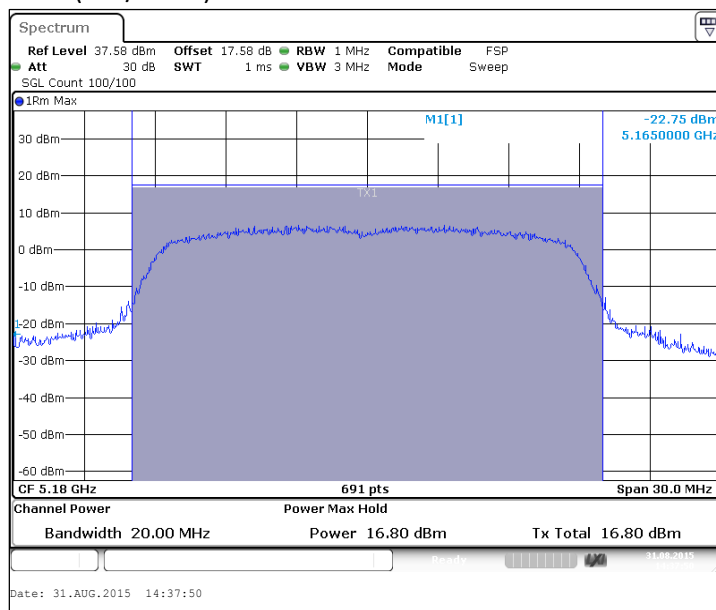
36-48 / 5210	802.11ac MIMO	QPSK	58.5 / 65.0 Mbps	17.11
52-64 / 5290	802.11ac MIMO	QPSK	58.5 / 65.0 Mbps	17.1
100-112 / 5530	802.11ac MIMO	QPSK	58.5 / 65.0 Mbps	17.65
149-161 / 5775	802.11ac MIMO	QPSK	58.5 / 65.0 Mbps	17.53

## 2.4. 5 GHz RLAN Test results

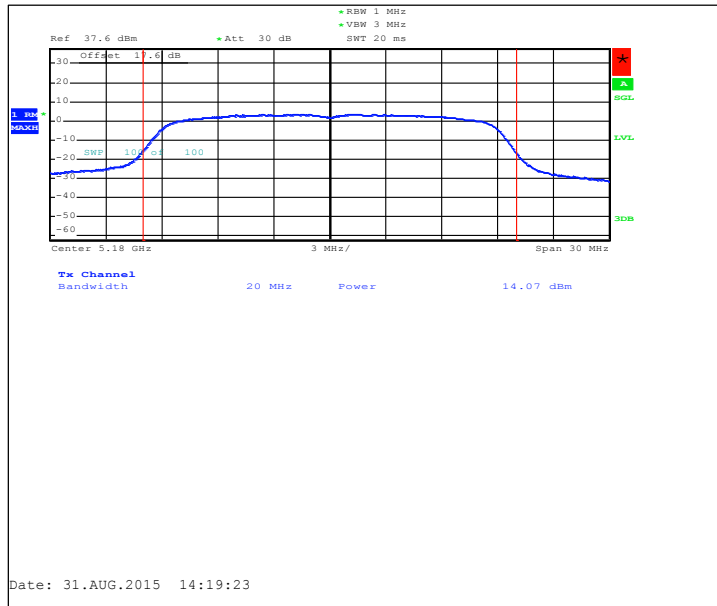
### 2.4.1 802.11n MIMO mode, BPSK modulation, 6.5 / 7.25 Mbps data rate

Channel / f <sub>c</sub> [MHz]	Sum [dBm]	Main [dBm]	Aux [dBm]	Antenna Gain Main [dBi]	Antenna Gain Aux [dBi]	Antenna Gain DG [dBi]	Limit [dBm]	Limit adjusted [dBm]	Result
36 / 5180	18.65	16.8	14.07	1.4	1.4	1.4	24	24	PASSED
40 / 5200	18.47	16.52	14.05	1.4	1.4	1.4	24	24	PASSED
48 / 5240	18.63	16.64	14.29	1.4	1.4	1.4	24	24	PASSED
52 / 5260	18.78	16.89	14.24	1.4	1.4	1.4	24	24	PASSED
60 / 5300	18.75	16.8	14.34	1.4	1.4	1.4	24	24	PASSED
64 / 5320	18.79	16.81	14.42	1.4	1.4	1.4	24	24	PASSED
100 / 5500	18.95	17.01	14.5	1.4	1.4	1.4	24	24	PASSED
116 / 5580	19.05	17.25	14.38	1.4	1.4	1.4	24	24	PASSED
140 / 5700	19.18	17.34	14.56	1.4	1.4	1.4	24	24	PASSED
149 / 5745	19.14	17.29	14.55	1.4	1.4	1.4	30	30	PASSED
157 / 5785	18.97	17.22	14.18	1.4	1.4	1.4	30	30	PASSED
165 / 5825	19.06	17.26	14.37	1.4	1.4	1.4	30	30	PASSED

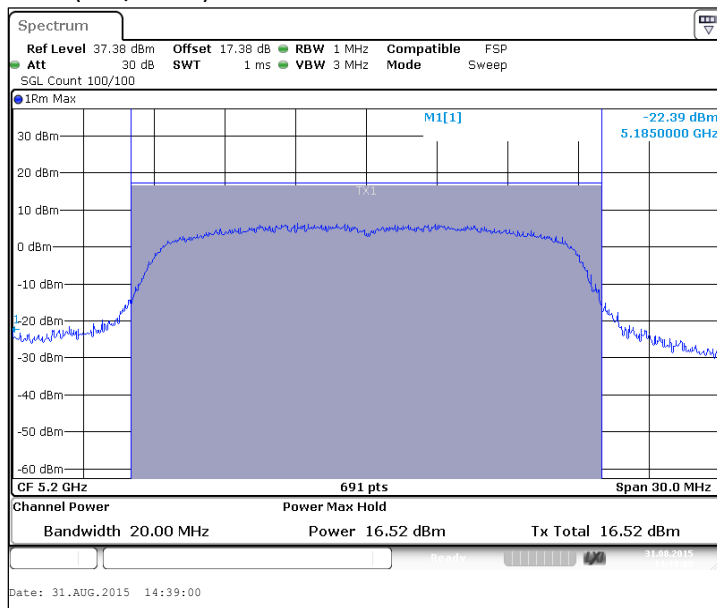
#### Main ( 36 / 5180)



Aux ( 36 / 5180)

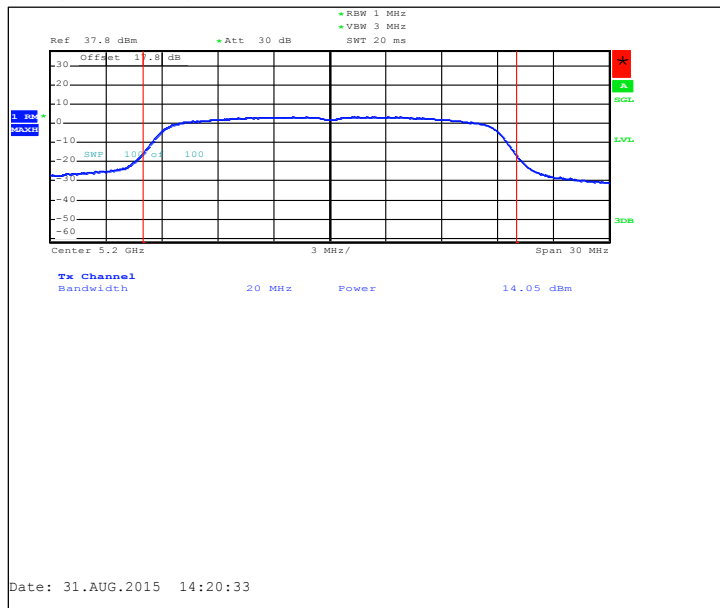


Main ( 40 / 5200)

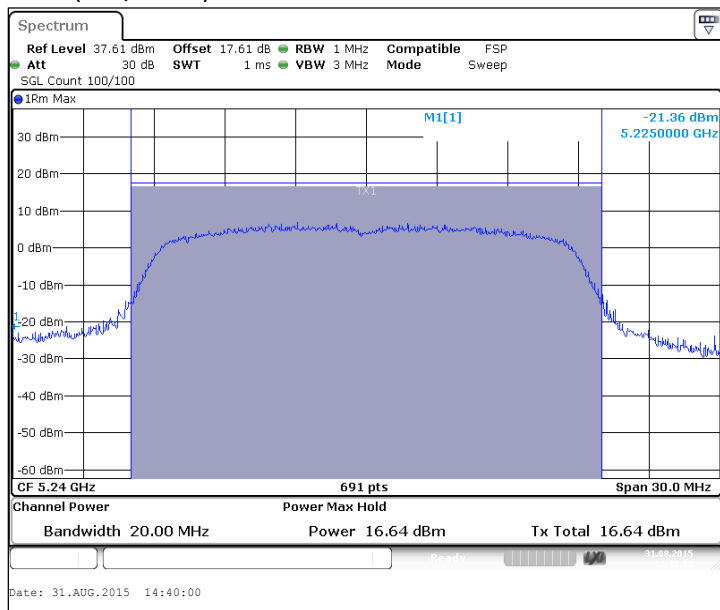




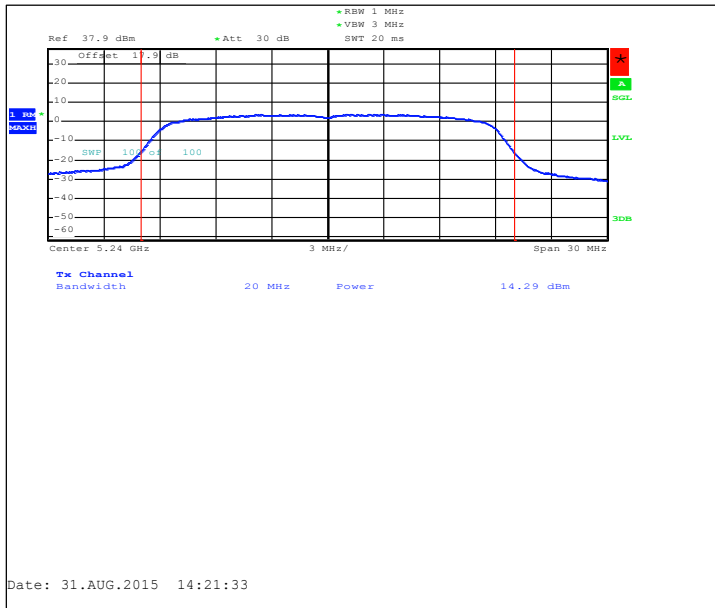
Aux ( 40 / 5200)



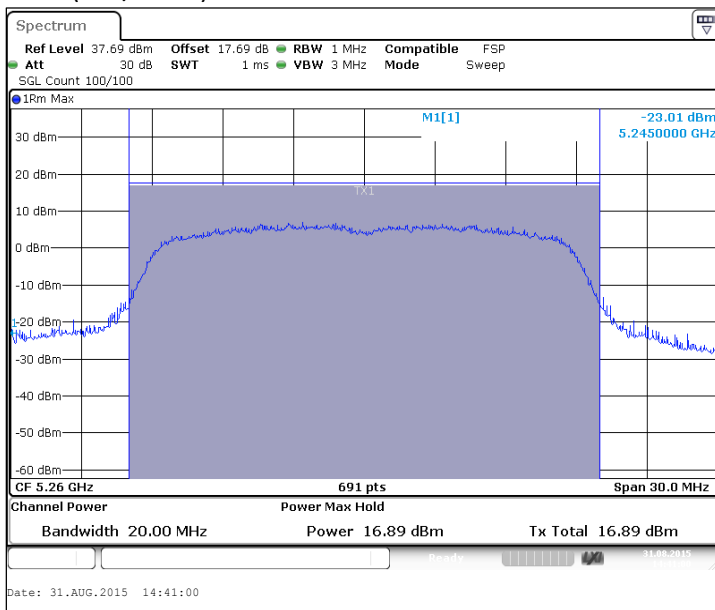
Main ( 48 / 5240)



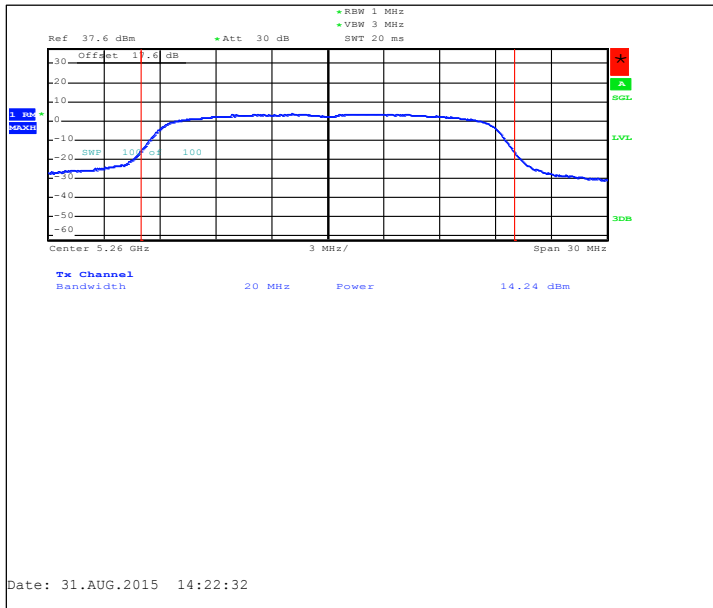
Aux ( 48 / 5240)



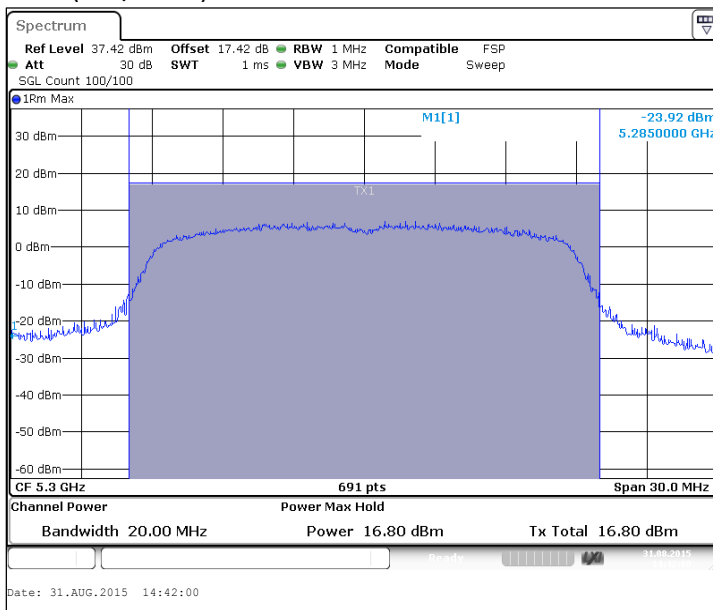
Main ( 52 / 5260)



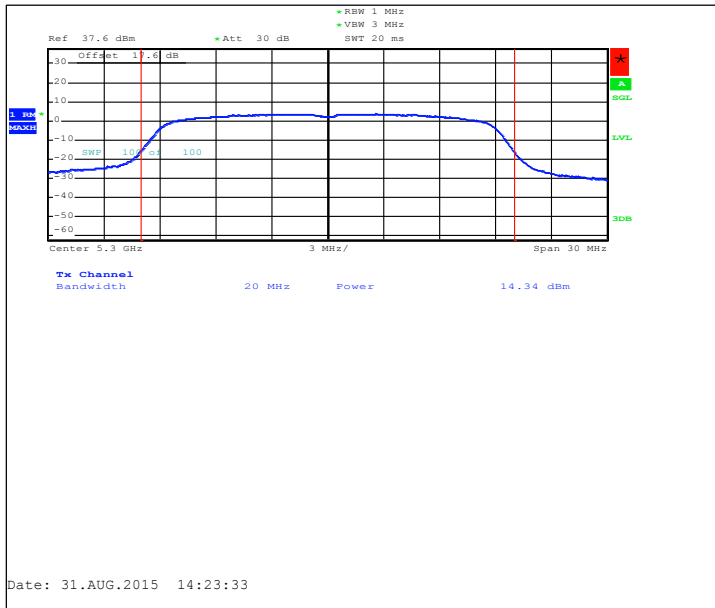
Aux ( 52 / 5260)



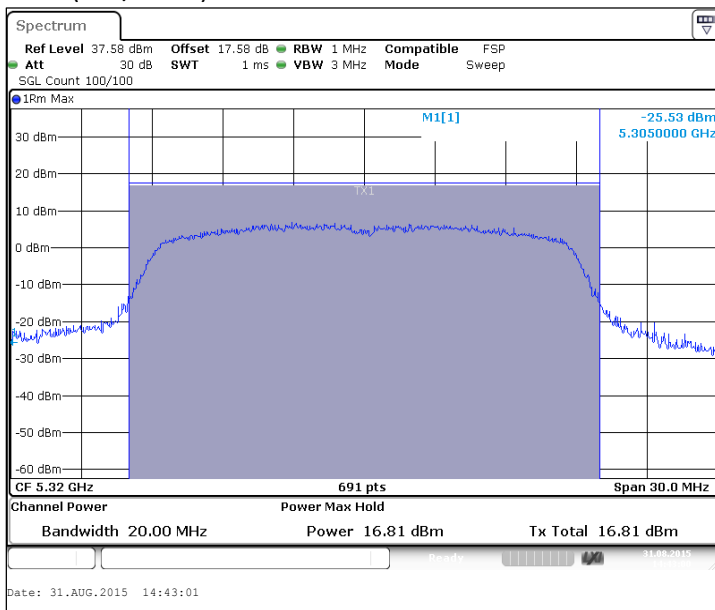
Main ( 60 / 5300)



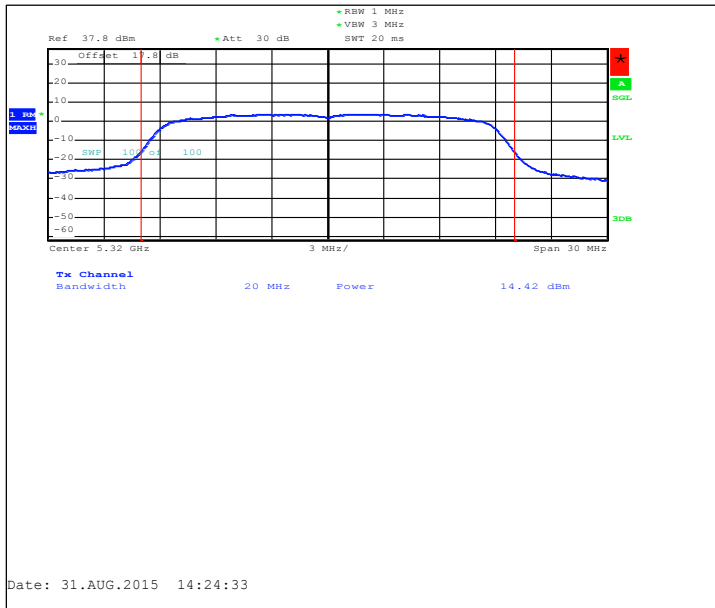
Aux ( 60 / 5300)



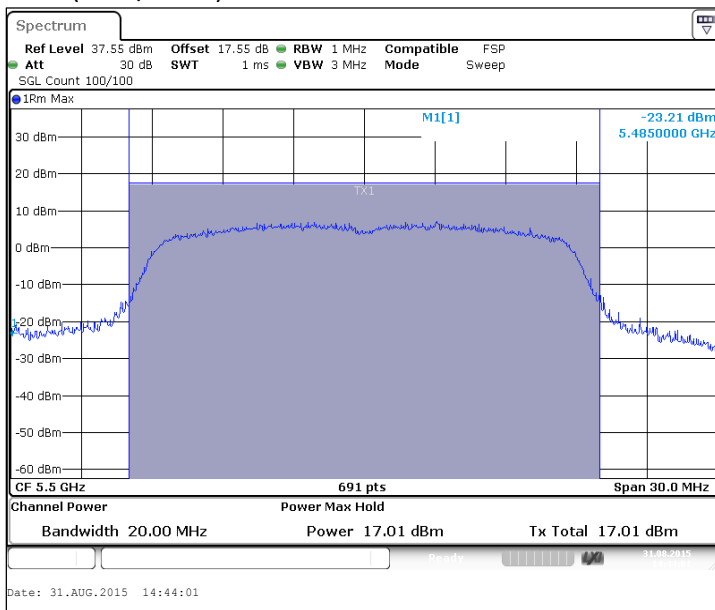
Main ( 64 / 5320)



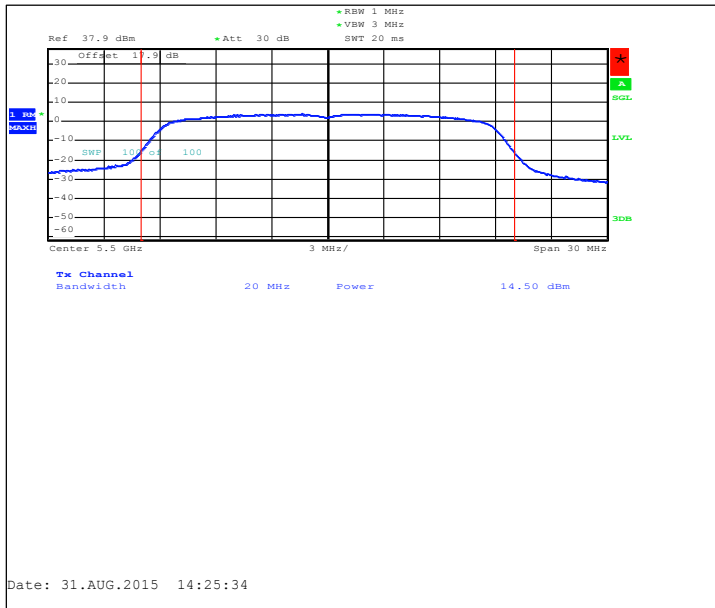
Aux ( 64 / 5320)



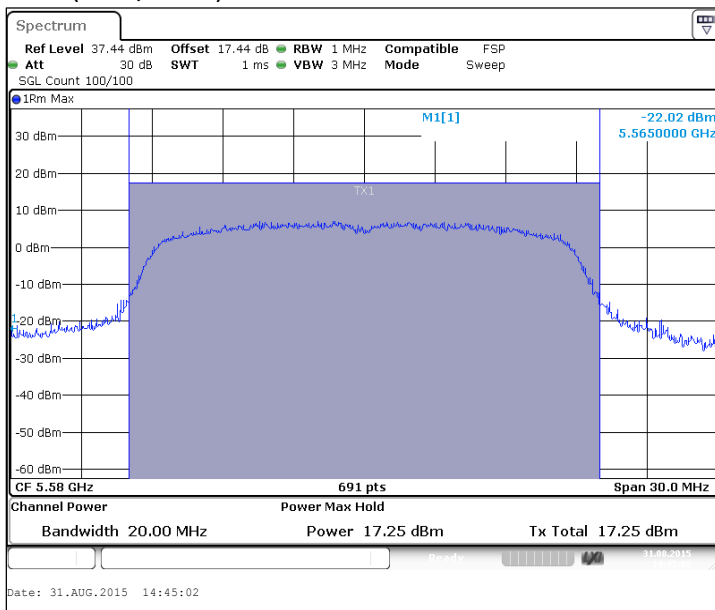
Main ( 100 / 5500)



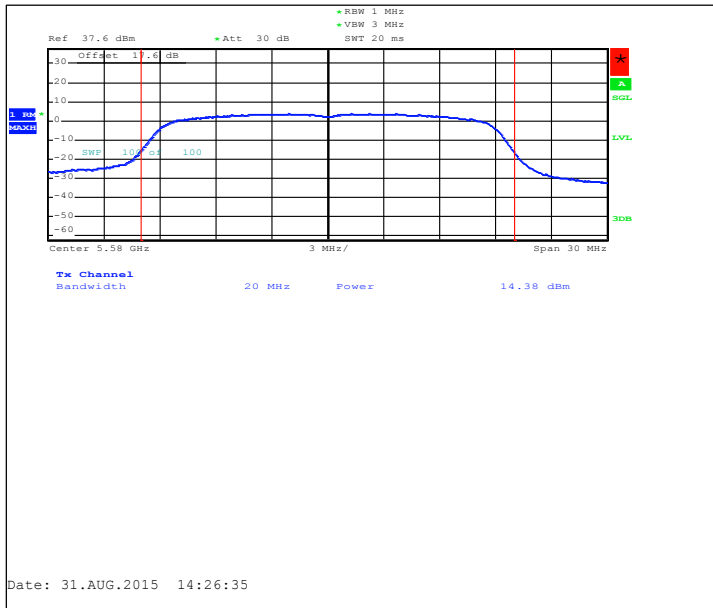
Aux ( 100 / 5500)



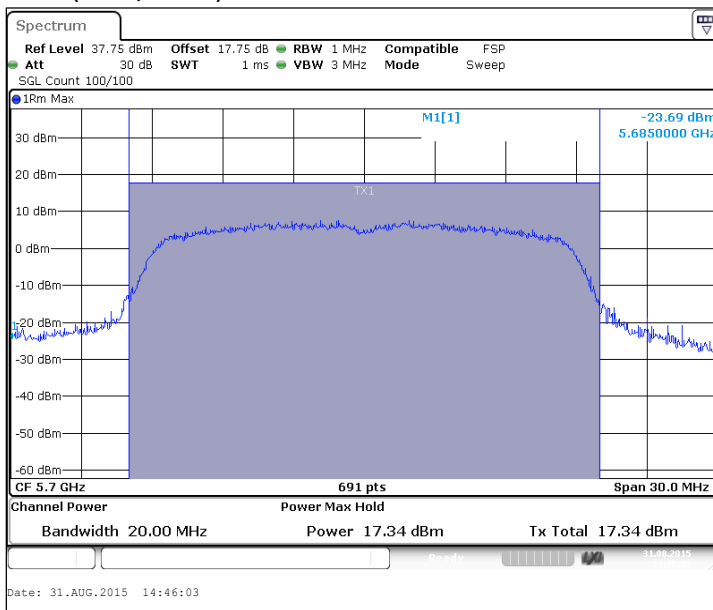
Main ( 116 / 5580)



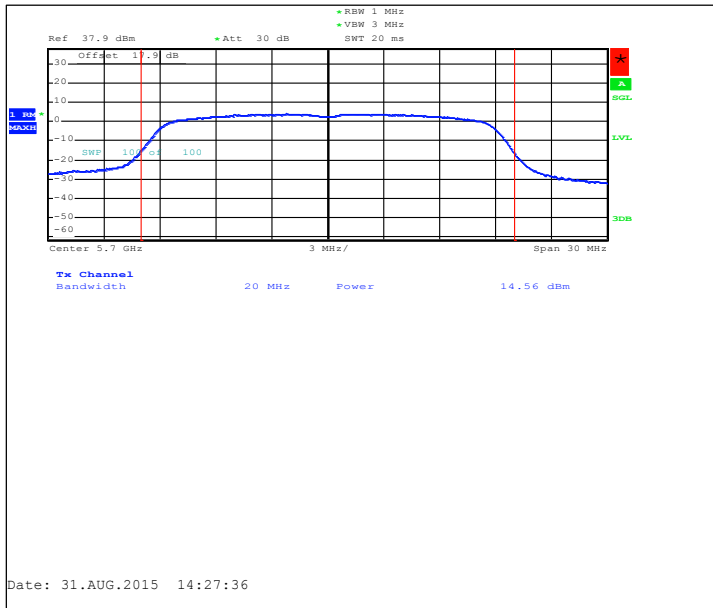
Aux ( 116 / 5580)



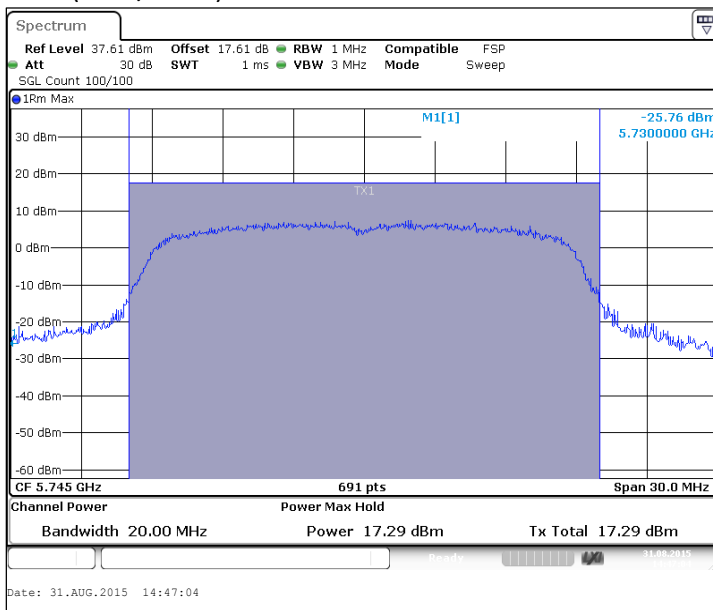
Main ( 140 / 5700)



Aux ( 140 / 5700)

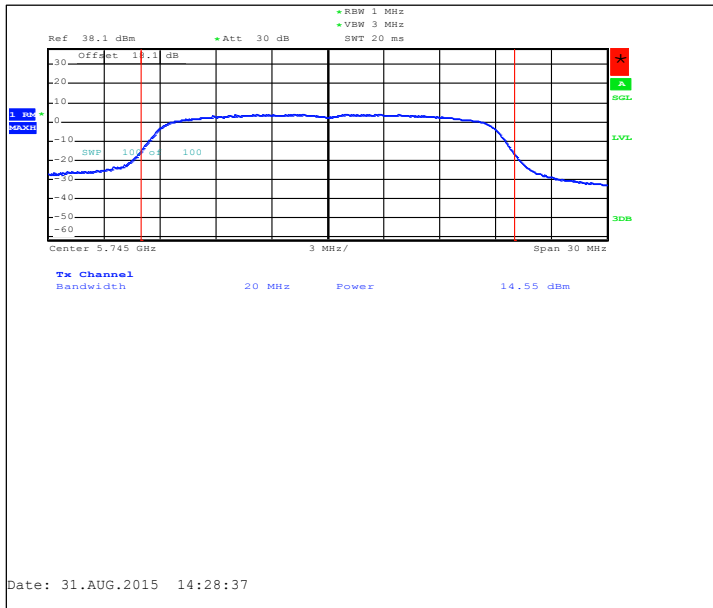


Main ( 149 / 5745)

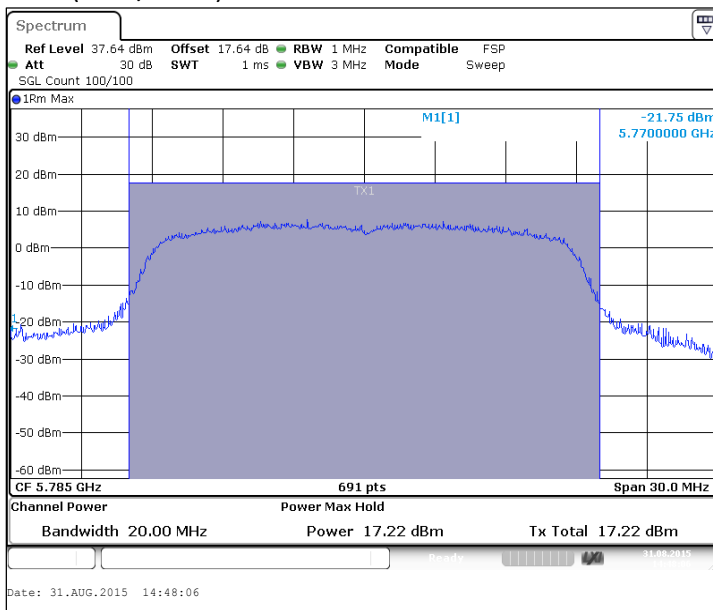




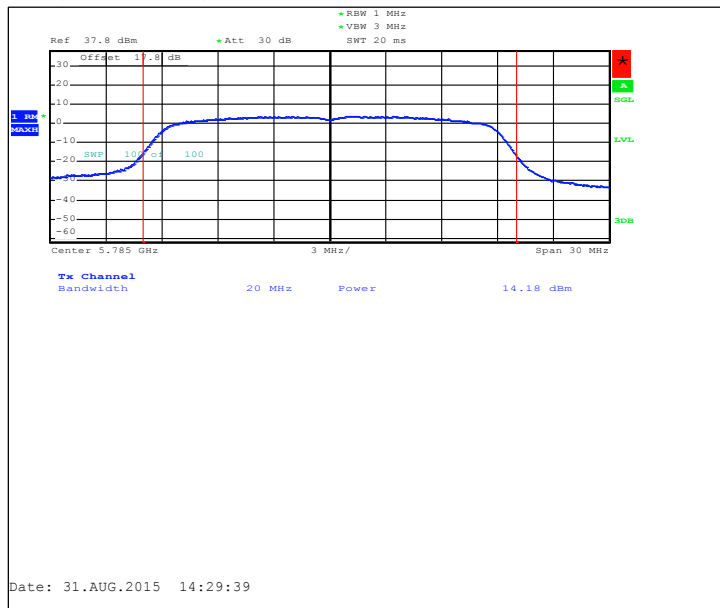
Aux ( 149 / 5745)



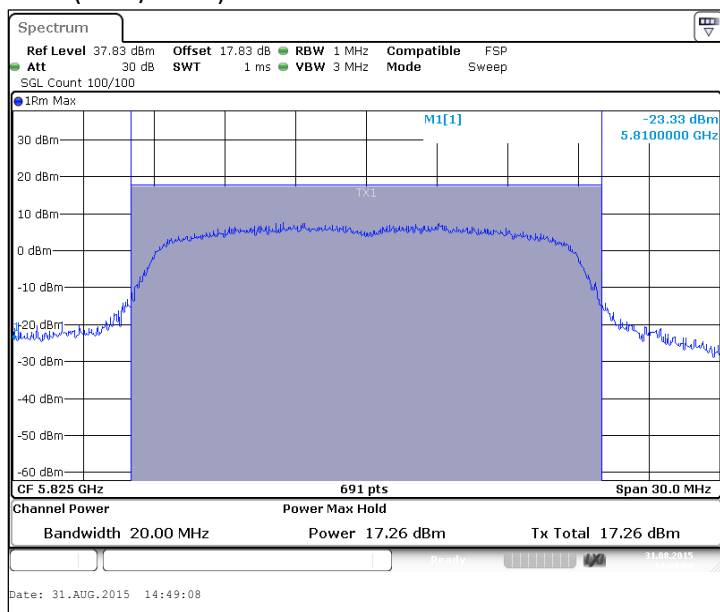
Main ( 157 / 5785)



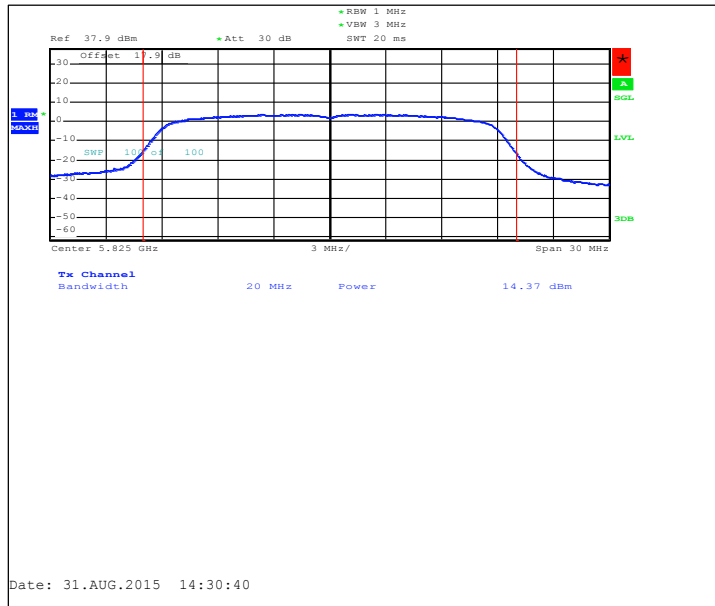
Aux ( 157 / 5785)



Main ( 165 / 5825)



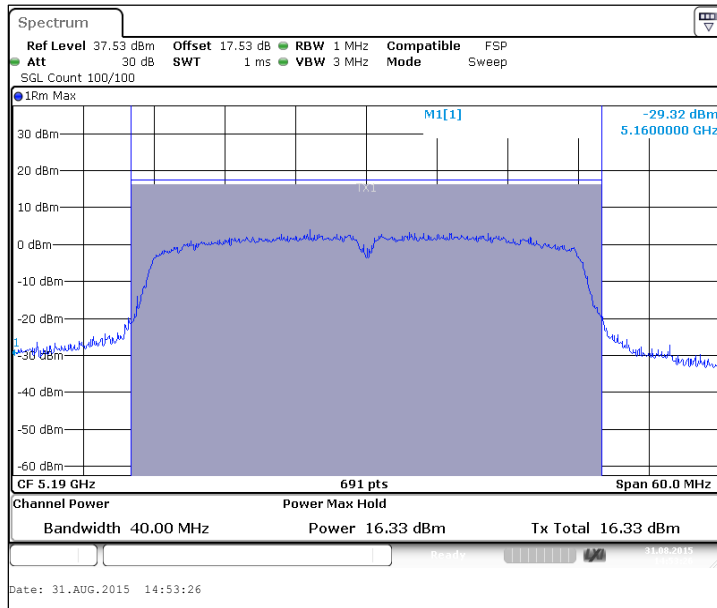
Aux ( 165 / 5825)



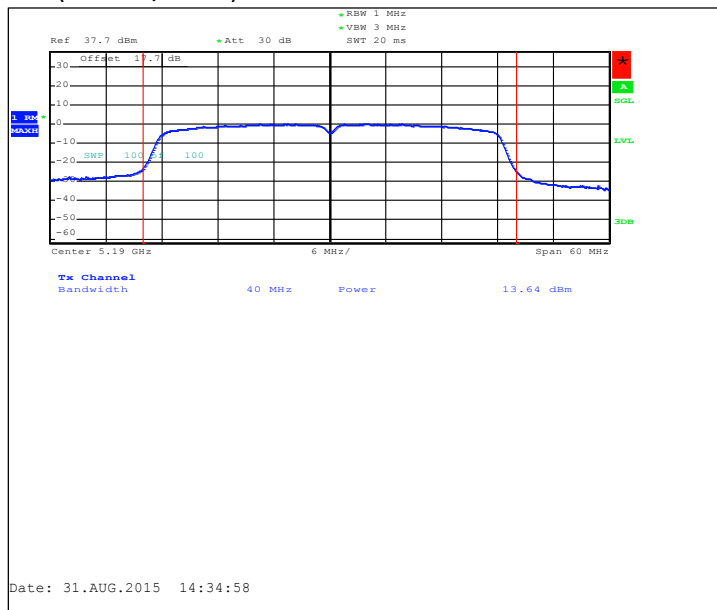
**2.4.2 802.11n MIMO mode, BPSK modulation, 13.5 / 15.0 Mbps data rate**

Channel / fc [MHz]	Sum [dBm]	Main [dBm]	Aux [dBm]	Antenna Gain Main [dBi]	Antenna Gain Aux [dBi]	Antenna Gain DG [dBi]	Limit [dBm]	Limit adjusted [dBm]	Result
36+40 / 5190	18.2	16.33	13.64	1.4	1.4	1.4	24	24	PASSED
44+48 / 5230	18.2	16.15	13.96	1.4	1.4	1.4	24	24	PASSED
52+56 / 5270	18.47	16.56	13.97	1.4	1.4	1.4	24	24	PASSED
60+64 / 5310	18.43	16.42	14.11	1.4	1.4	1.4	24	24	PASSED
100+104 / 5510	18.75	16.87	14.21	1.4	1.4	1.4	24	24	PASSED
108+112 / 5550	18.78	16.98	14.1	1.4	1.4	1.4	24	24	PASSED
132+136 / 5670	18.72	16.85	14.16	1.4	1.4	1.4	24	24	PASSED
149+153 / 5755	18.8	17.02	14.07	1.4	1.4	1.4	30	30	PASSED
157+161 / 5795	18.75	17.01	13.92	1.4	1.4	1.4	30	30	PASSED

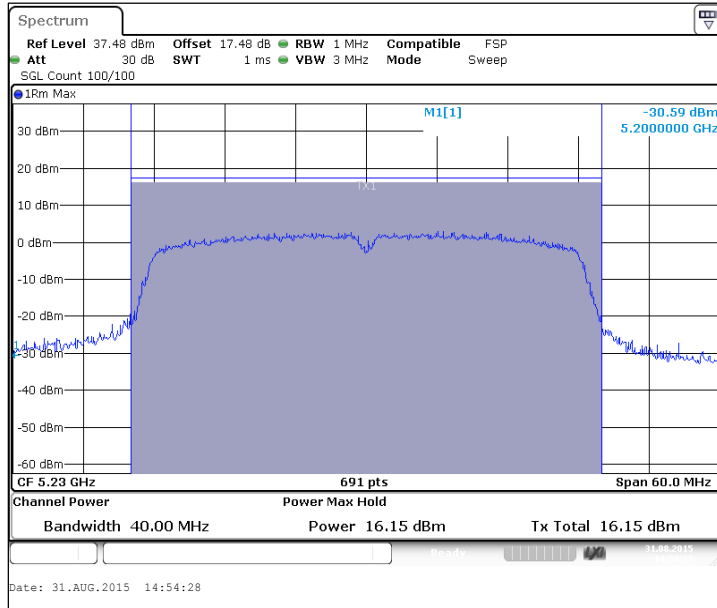
Main ( 36+40 / 5190)



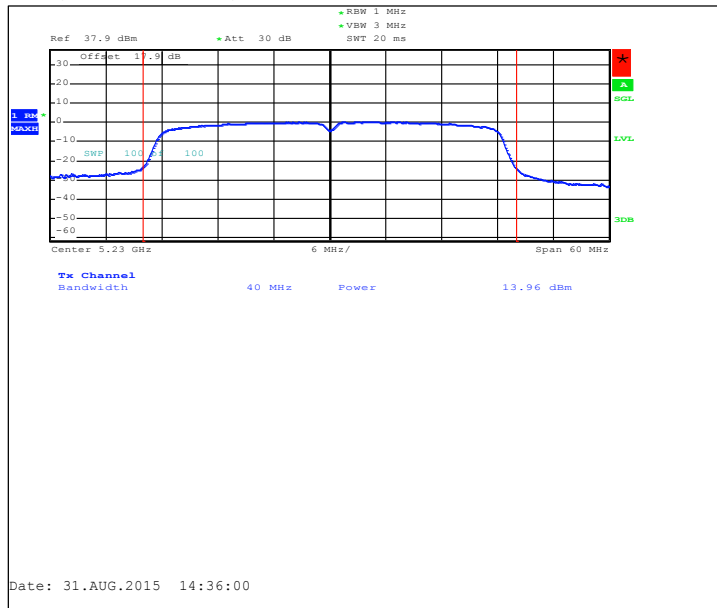
Aux ( 36+40 / 5190)



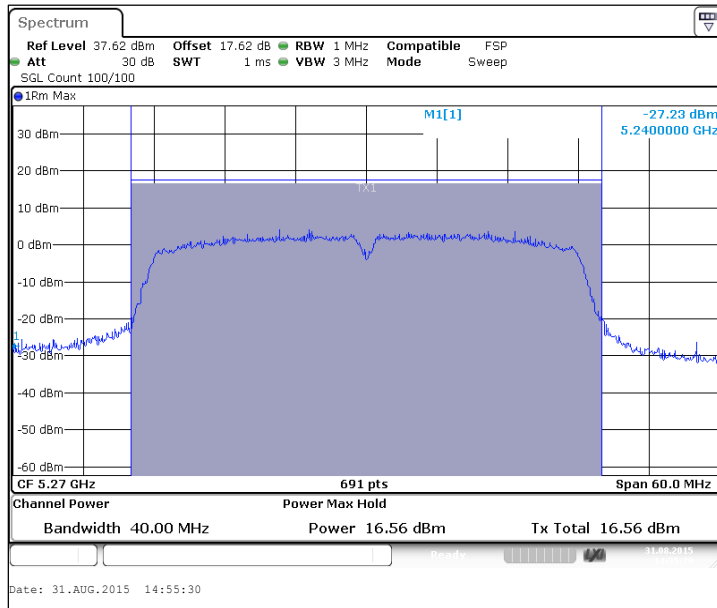
Main ( 44+48 / 5230)



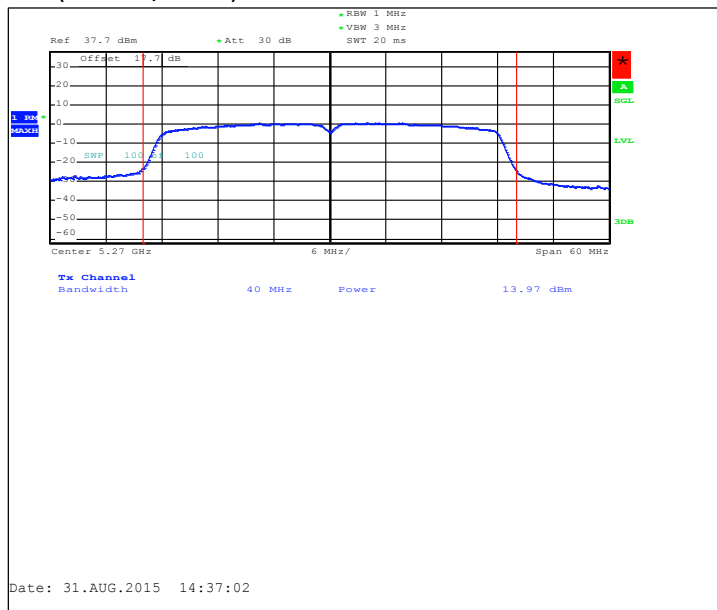
Aux ( 44+48 / 5230)



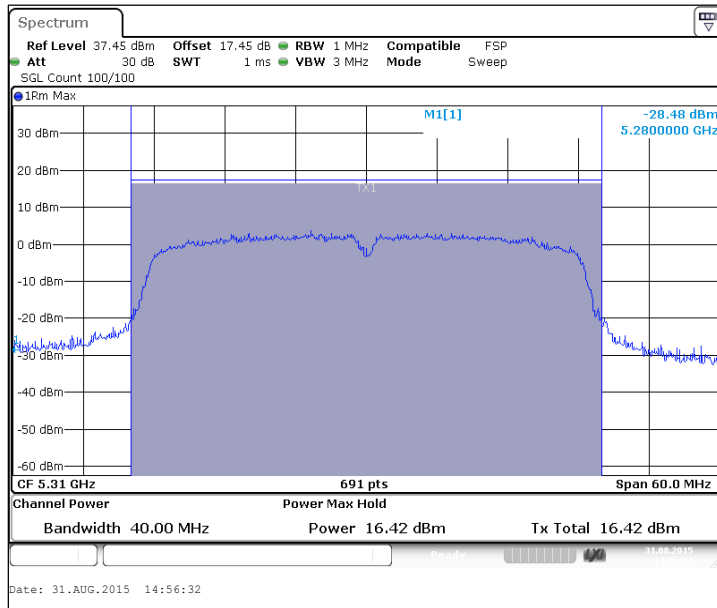
Main ( 52+56 / 5270)



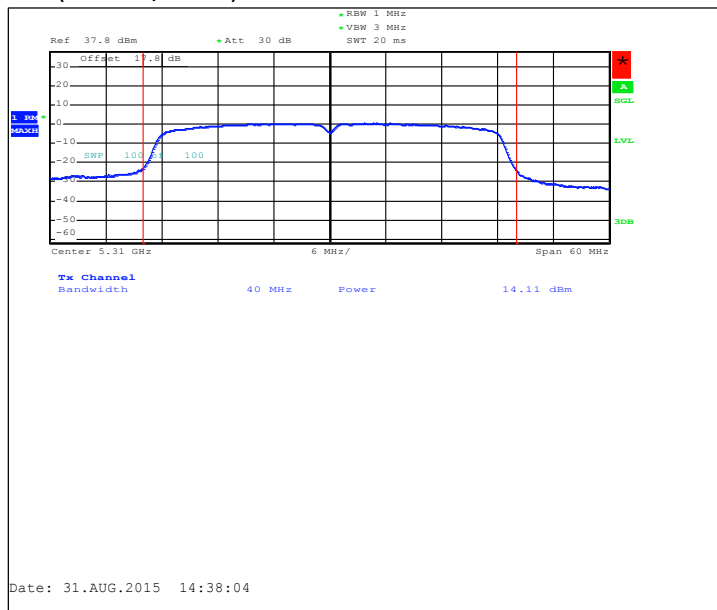
Aux ( 52+56 / 5270)



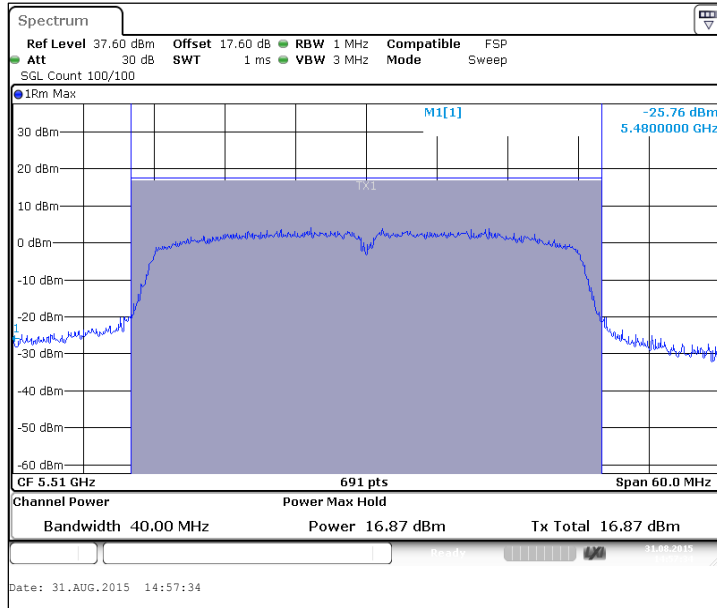
Main ( 60+64 / 5310)



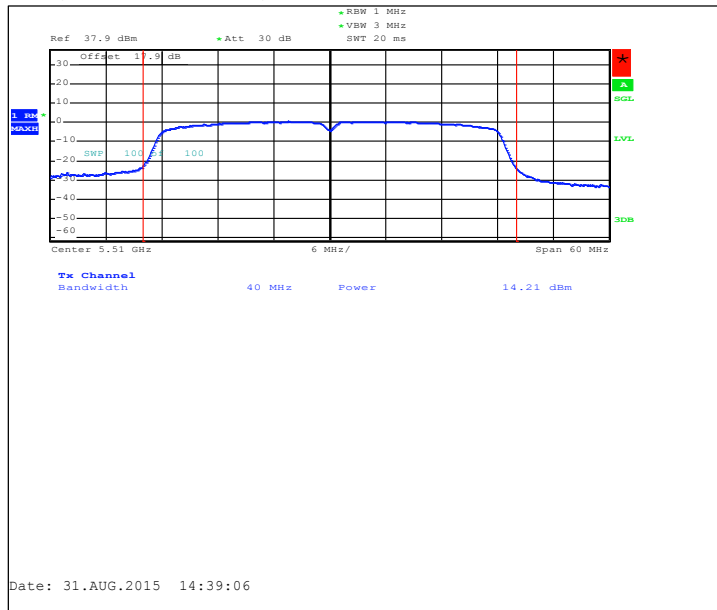
Aux ( 60+64 / 5310)



Main ( 100+104 / 5510)

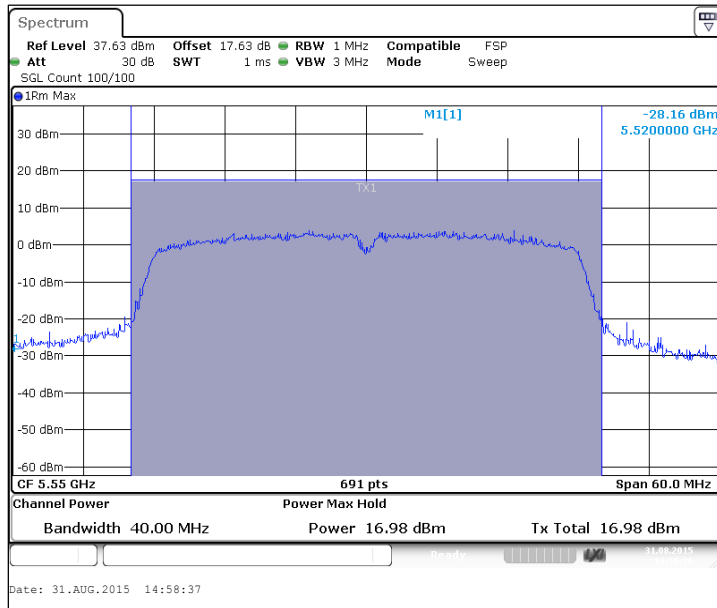


Aux ( 100+104 / 5510)

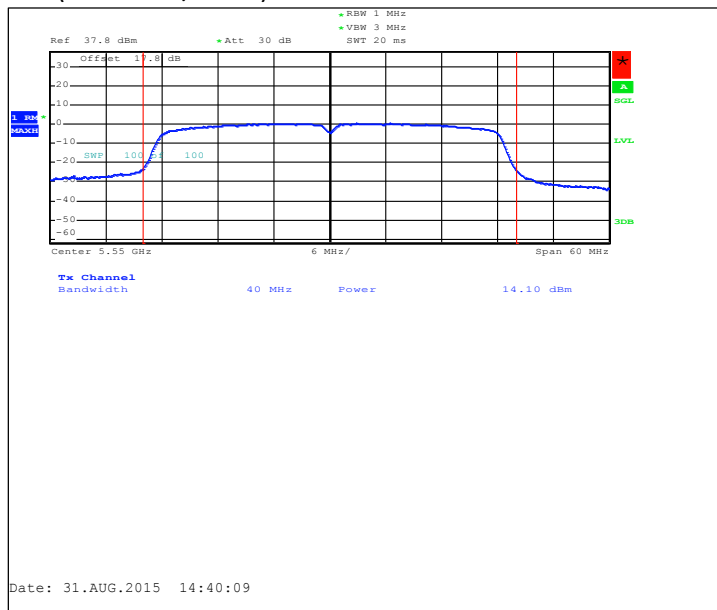




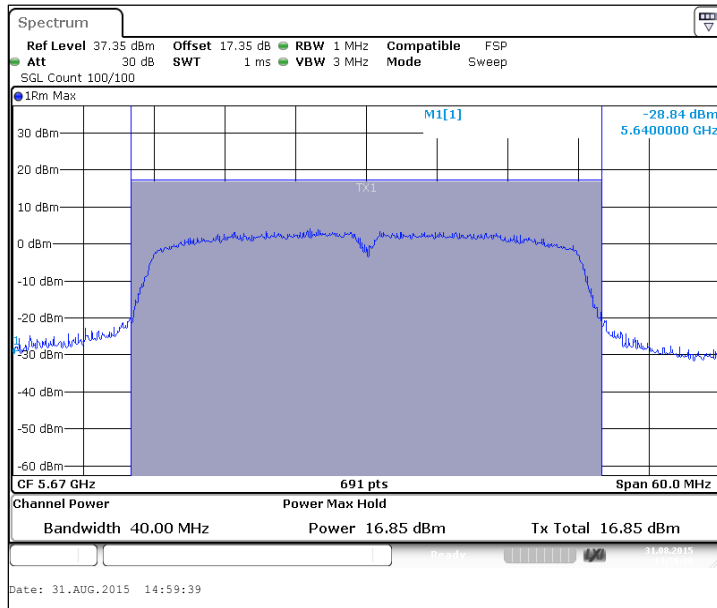
Main ( 108+112 / 5550)



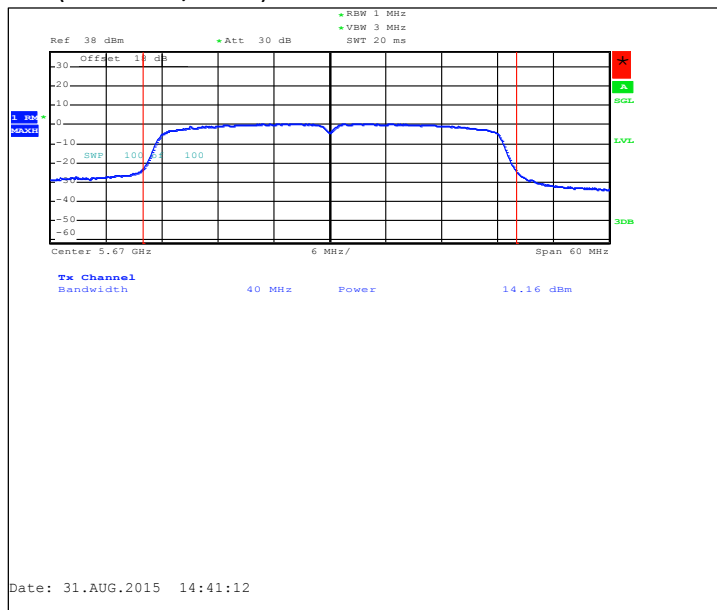
Aux ( 108+112 / 5550)



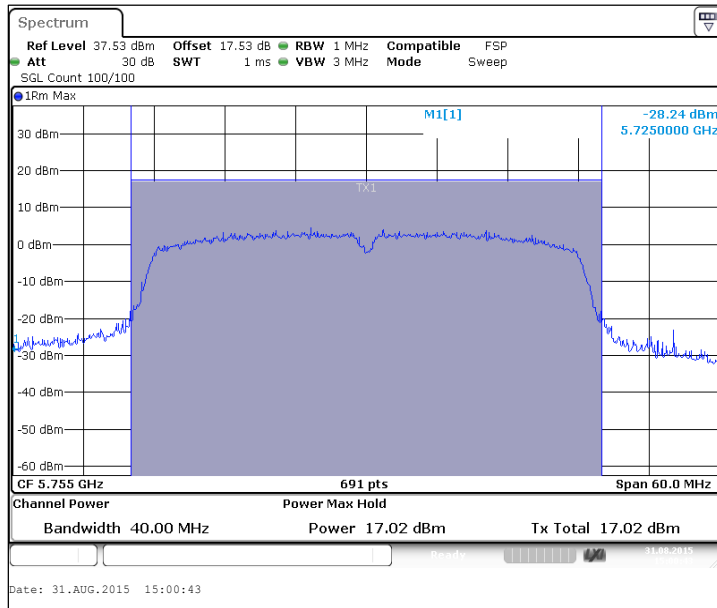
Main ( 132+136 / 5670)



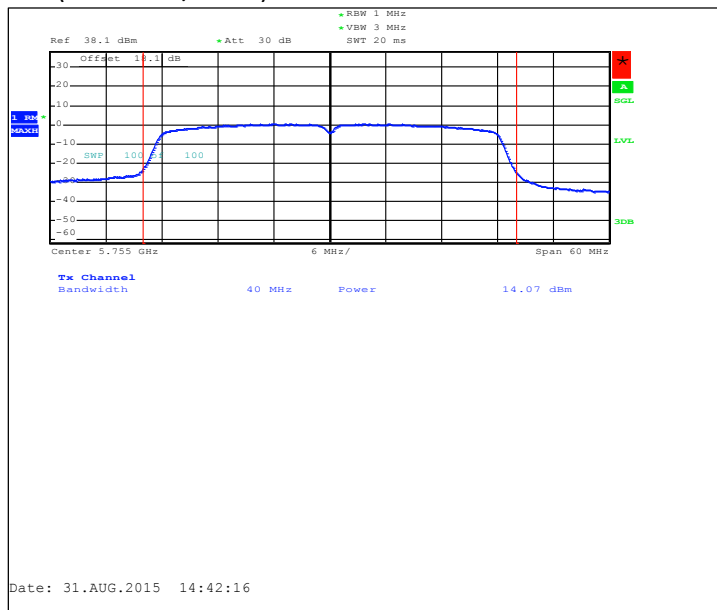
Aux ( 132+136 / 5670)



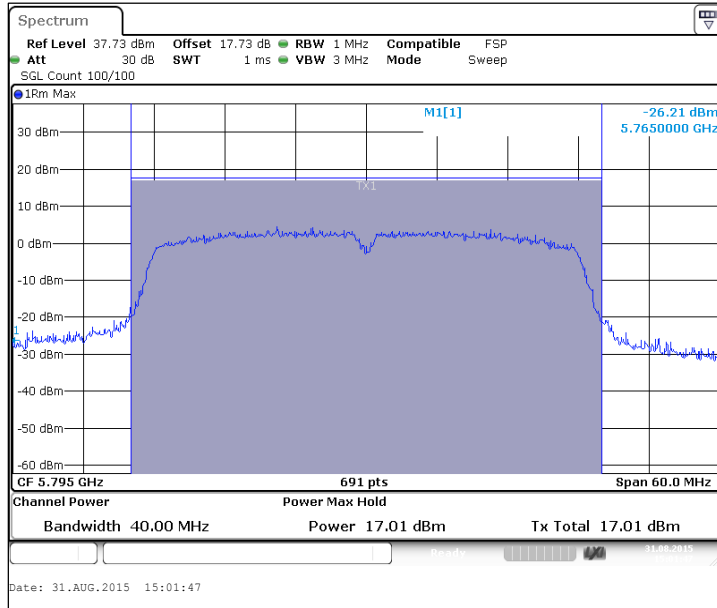
Main ( 149+153 / 5755)



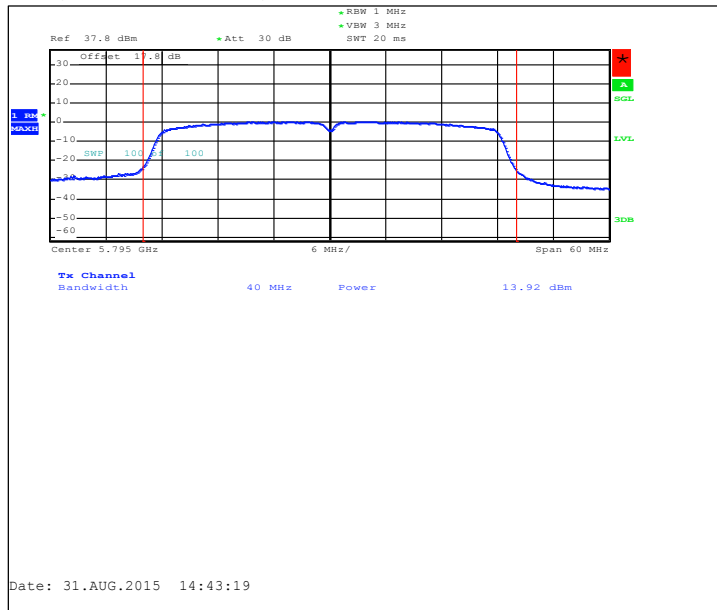
Aux ( 149+153 / 5755)



Main ( 157+161 / 5795)



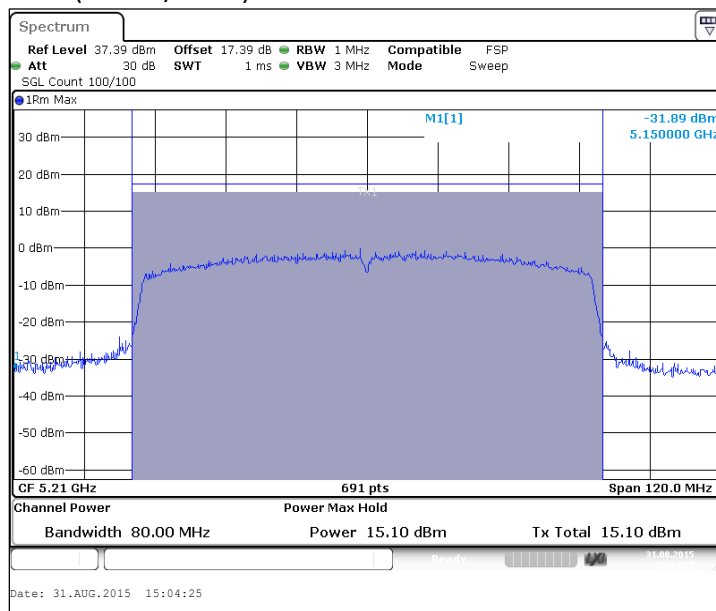
Aux ( 157+161 / 5795)



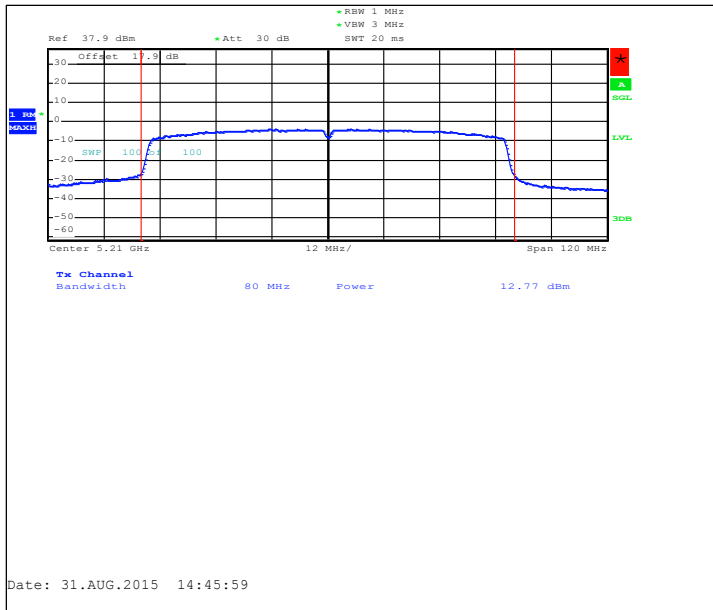
### 2.4.3 802.11ac MIMO mode, BPSK modulation, 29.3 / 32.5 Mbps data rate

Channel / f <sub>c</sub> [MHz]	Sum [dBm]	Main [dBm]	Aux [dBm]	Antenna Gain Main [dBi]	Antenna Gain Aux [dBi]	Antenna Gain DG [dBi]	Limit [dBm]	Limit adjusted [dBm]	Result
36-48 / 5210	17.1	15.1	12.77	1.4	1.4	1.4	24	24	PASSED
52-64 / 5290	17.12	15.26	12.54	1.4	1.4	1.4	24	24	PASSED
100-112 / 5530	17.64	15.77	13.07	1.4	1.4	1.4	24	24	PASSED
149-161 / 5775	17.53	15.74	12.8	1.4	1.4	1.4	30	30	PASSED

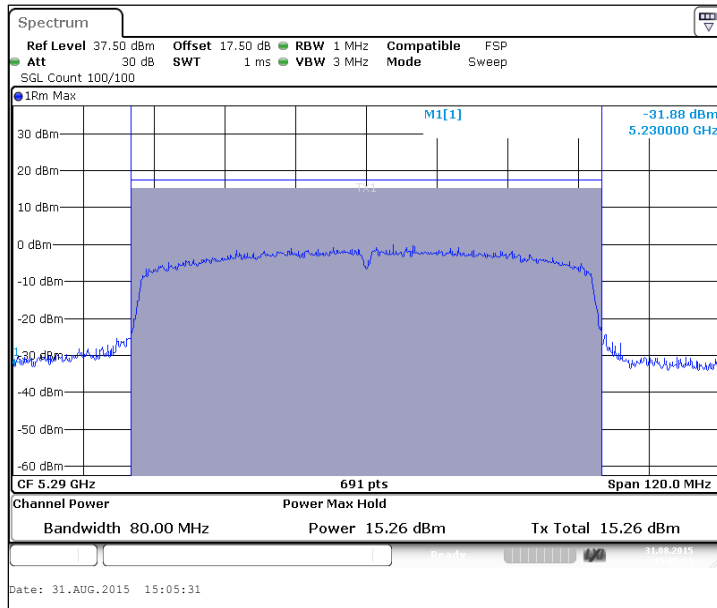
#### Main ( 36-48 / 5210)



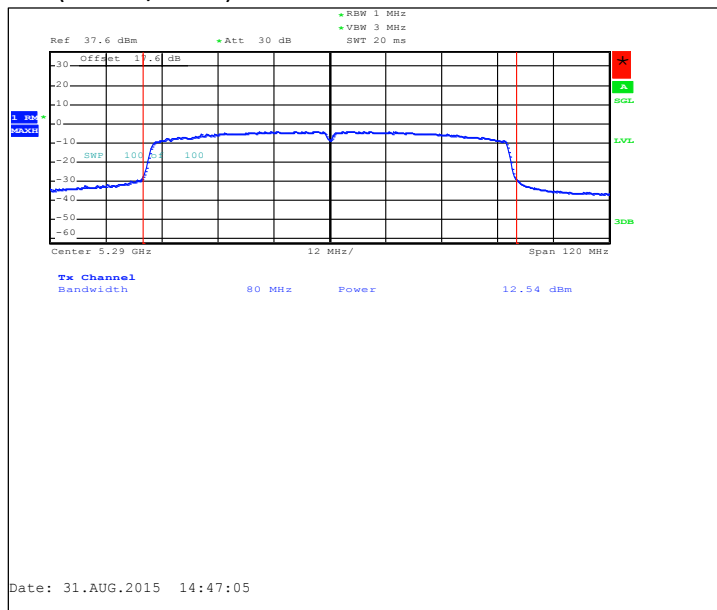
#### Aux ( 36-48 / 5210)



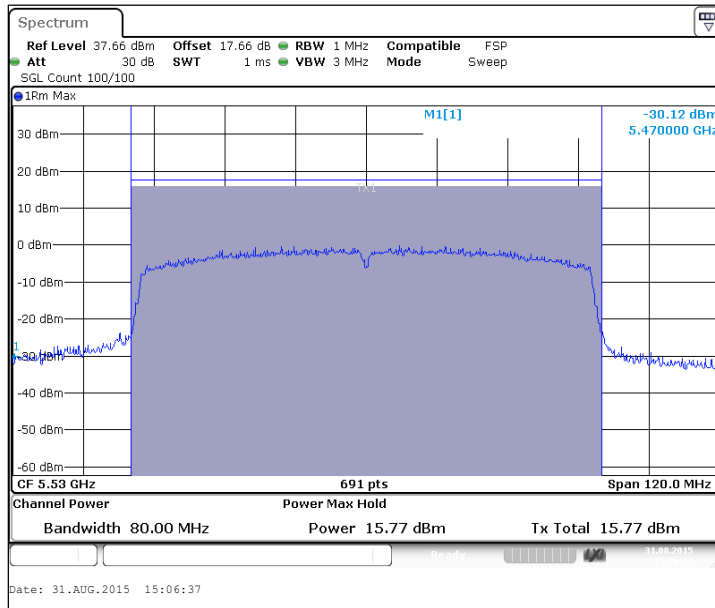
Main ( 52-64 / 5290)



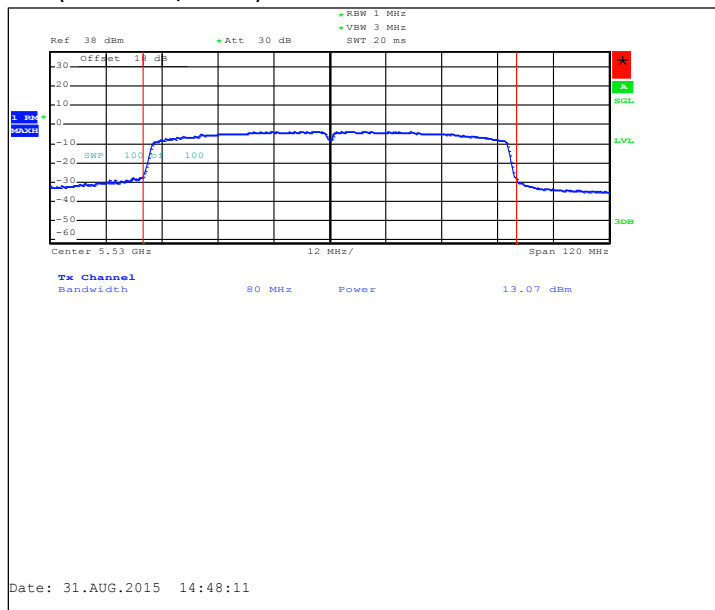
Aux ( 52-64 / 5290)



Main ( 100-112 / 5530)

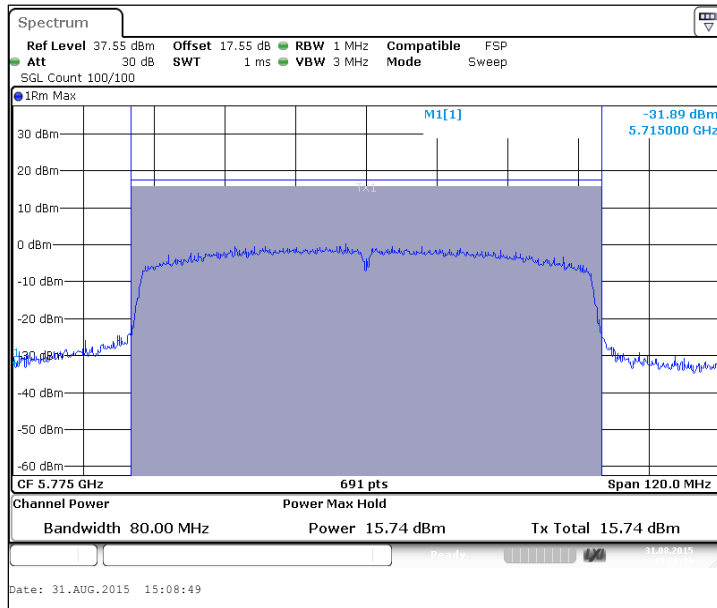


Aux ( 100-112 / 5530)

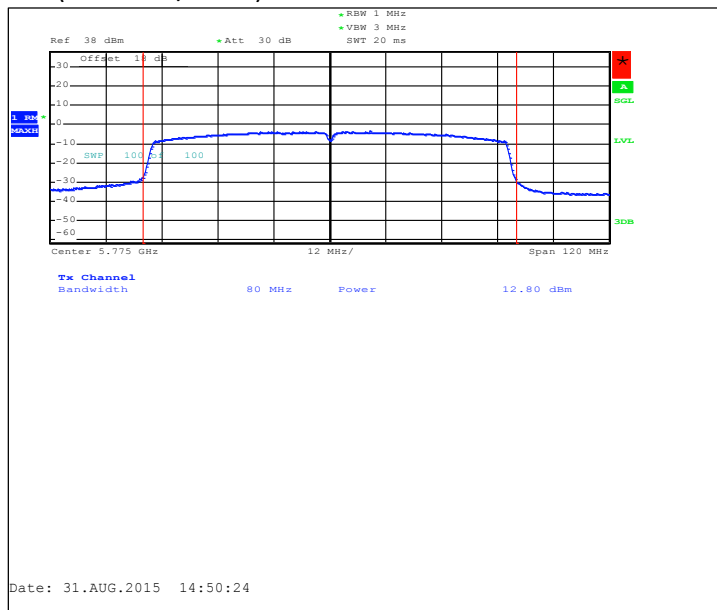




Main ( 149-161 / 5775)



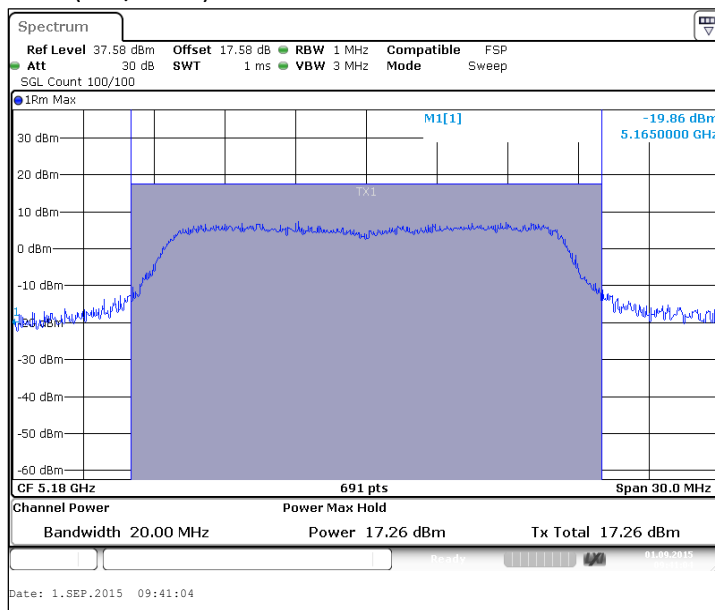
Aux ( 149-161 / 5775)



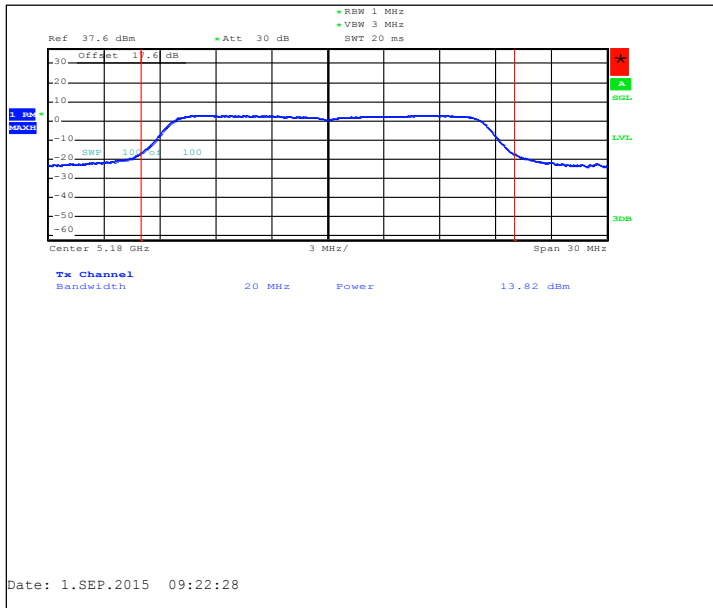
### 2.4.4 802.11a MIMO mode, 16QAM modulation, 24 Mbps data rate

Channel / f <sub>c</sub> [MHz]	Sum [dBm]	Main [dBm]	Aux [dBm]	Antenna Gain Main [dBi]	Antenna Gain Aux [dBi]	Antenna Gain DG [dBi]	Limit [dBm]	Limit adjusted [dBm]	Result
36 / 5180	18.88	17.26	13.82	1.4	1.4	1.4	24	24	PASSED
40 / 5200	18.69	16.98	13.79	1.4	1.4	1.4	24	24	PASSED
48 / 5240	18.85	17.05	14.16	1.4	1.4	1.4	24	24	PASSED
52 / 5260	18.96	17.29	13.99	1.4	1.4	1.4	24	24	PASSED
60 / 5300	18.89	17.2	13.98	1.4	1.4	1.4	24	24	PASSED
64 / 5320	18.93	17.22	14.05	1.4	1.4	1.4	24	24	PASSED
100 / 5500	19.22	17.46	14.44	1.4	1.4	1.4	24	24	PASSED
116 / 5580	19.3	17.61	14.36	1.4	1.4	1.4	24	24	PASSED
140 / 5700	19.52	17.91	14.42	1.4	1.4	1.4	24	24	PASSED
149 / 5745	19.44	17.81	14.39	1.4	1.4	1.4	30	30	PASSED
157 / 5785	19.25	17.67	14.1	1.4	1.4	1.4	30	30	PASSED
165 / 5825	19.19	17.53	14.2	1.4	1.4	1.4	30	30	PASSED

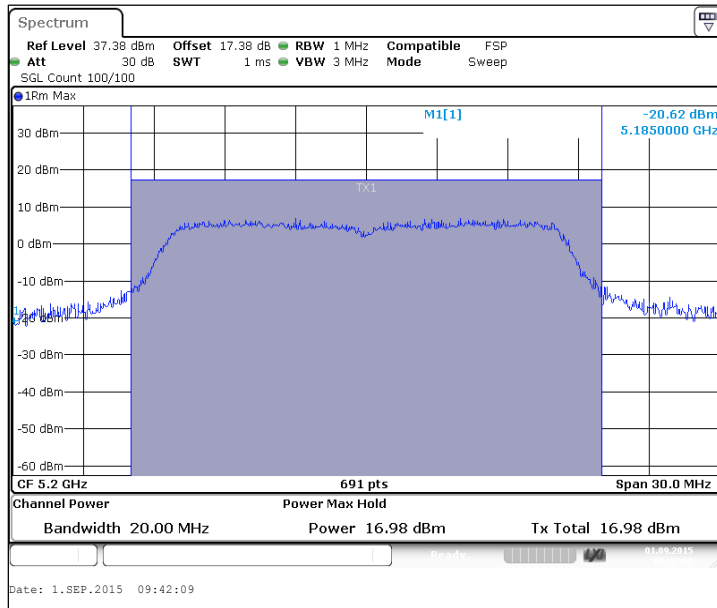
#### Main ( 36 / 5180)



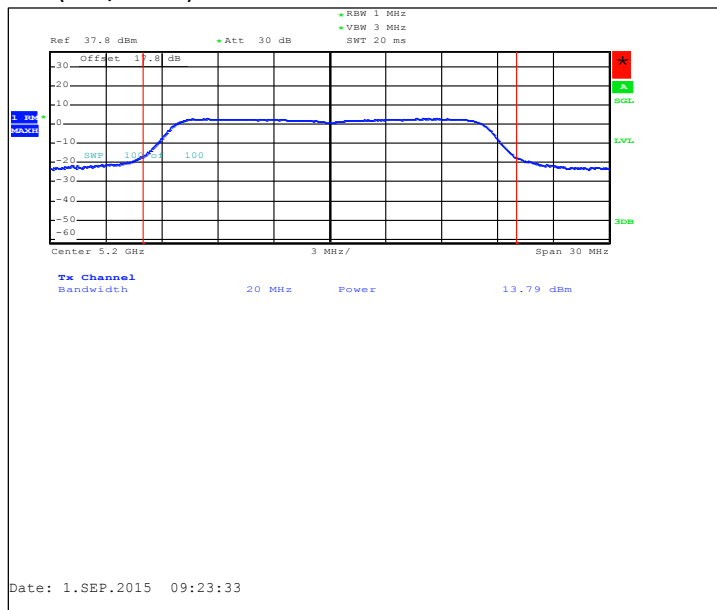
Aux ( 36 / 5180)



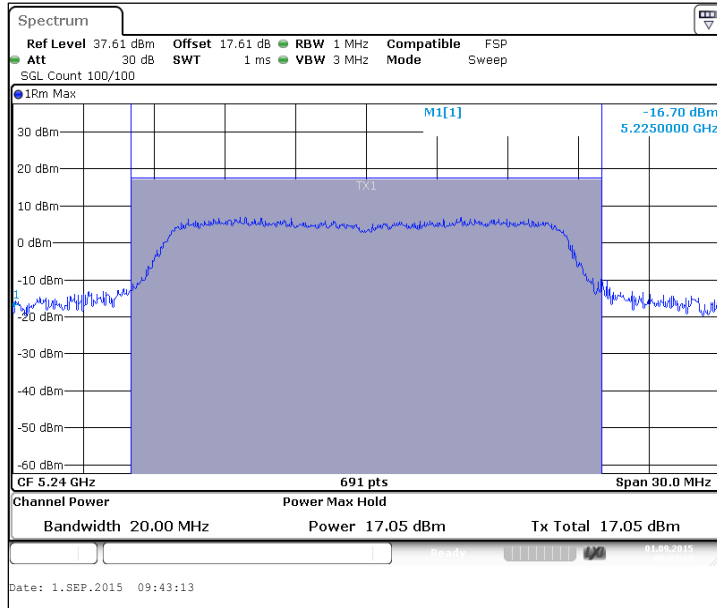
Main ( 40 / 5200)



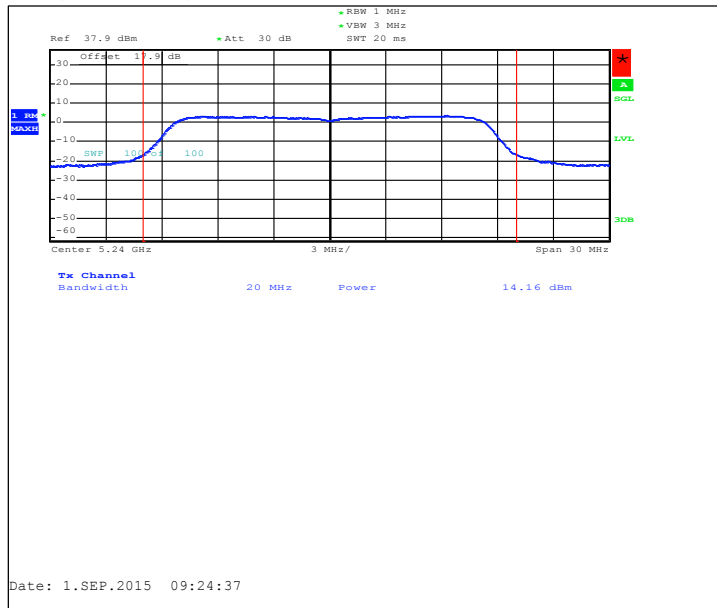
Aux ( 40 / 5200)



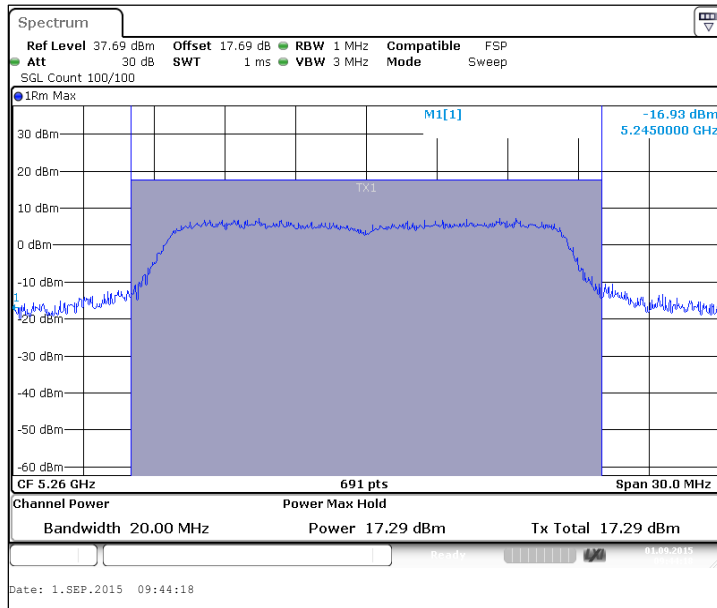
Main ( 48 / 5240)



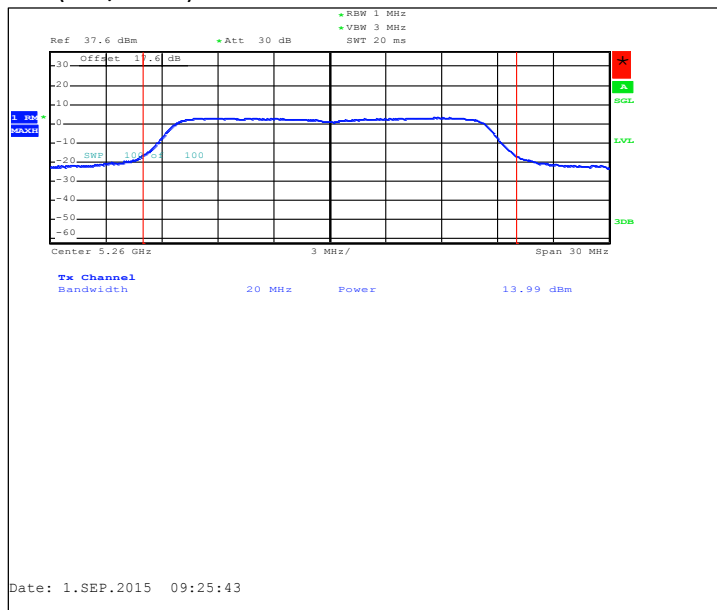
Aux ( 48 / 5240)



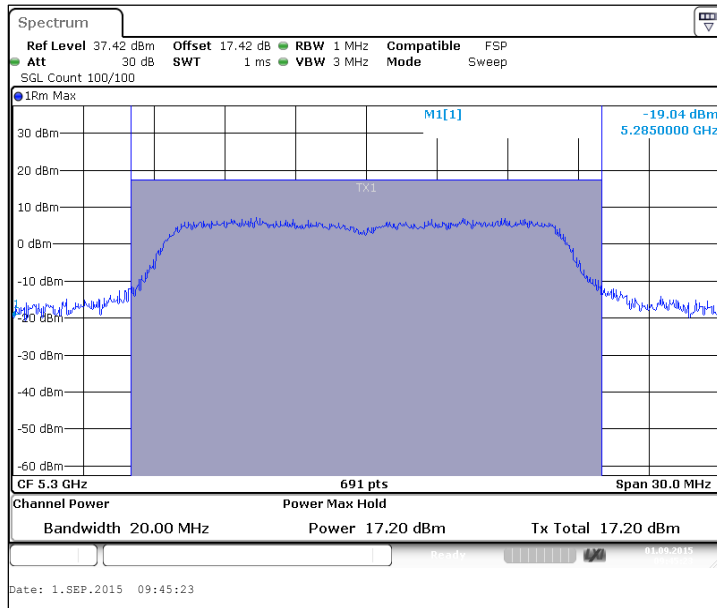
Main ( 52 / 5260)



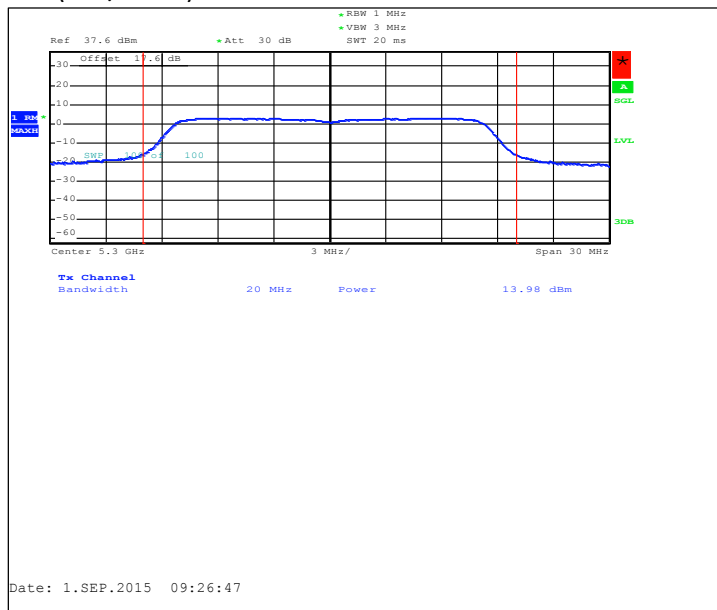
Aux ( 52 / 5260)



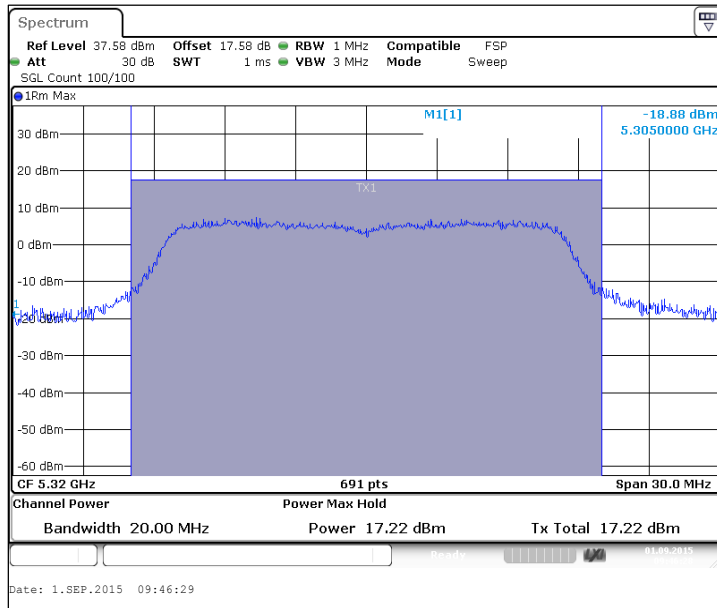
Main ( 60 / 5300)



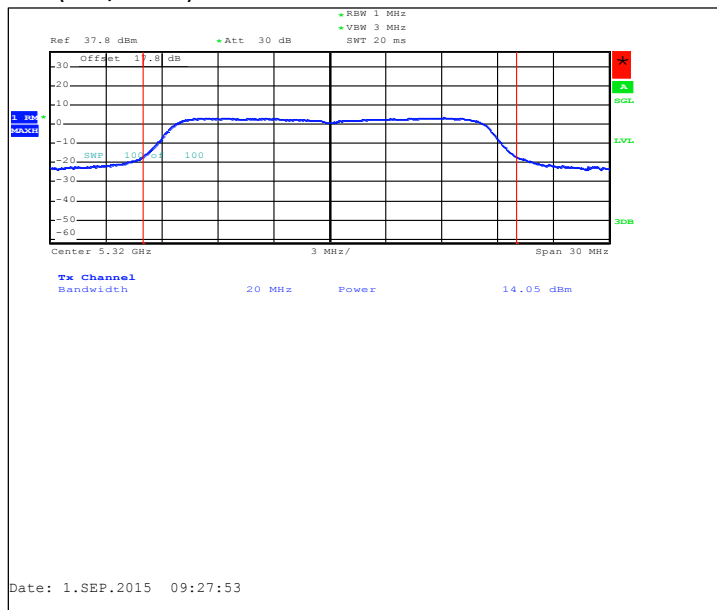
Aux ( 60 / 5300)



Main ( 64 / 5320)

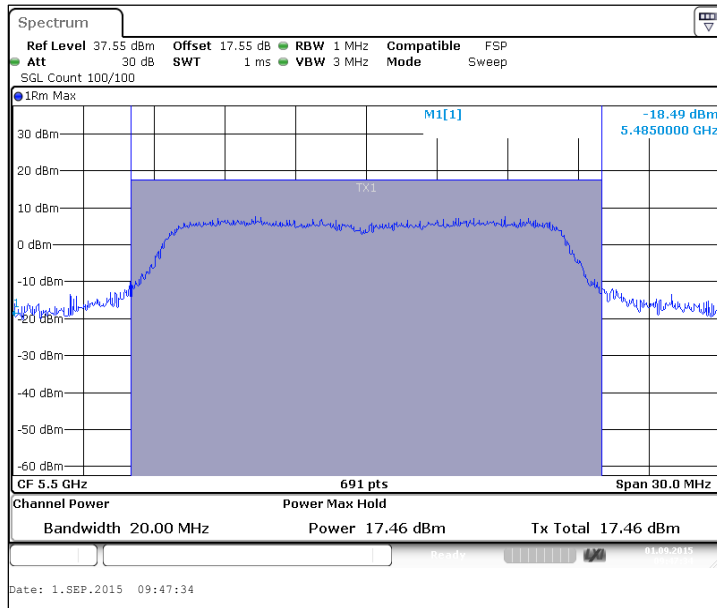


Aux ( 64 / 5320)

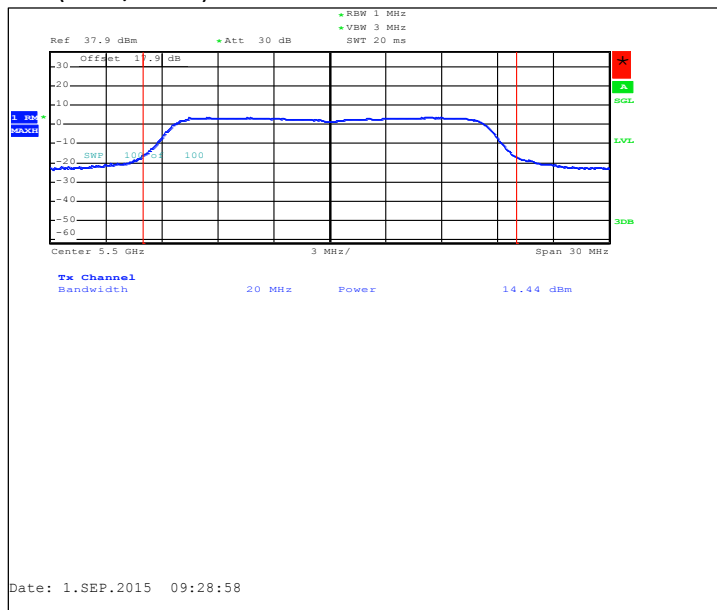




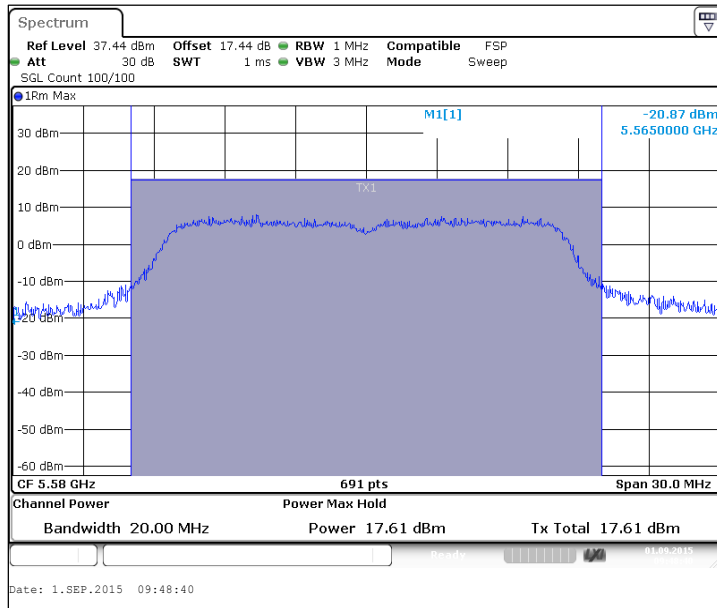
Main ( 100 / 5500)



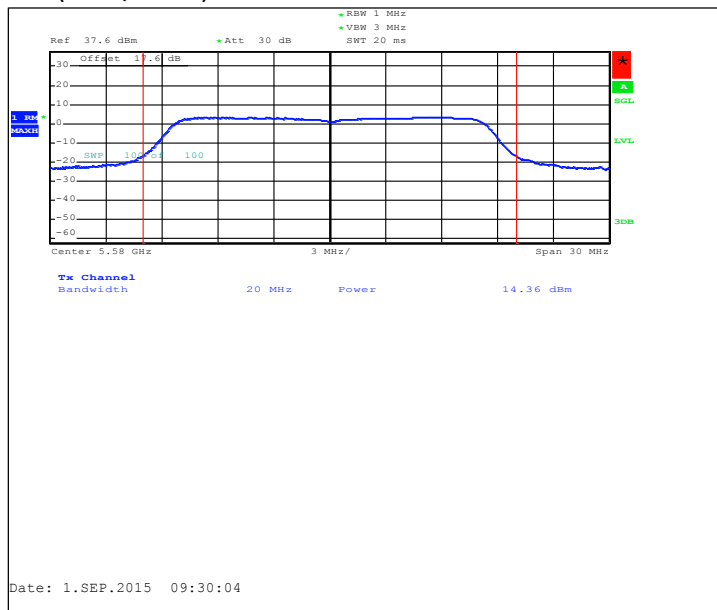
Aux ( 100 / 5500)



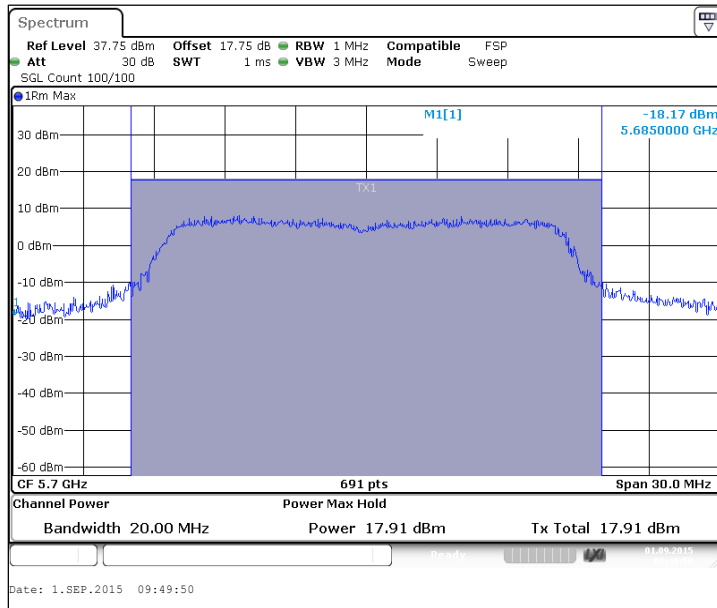
Main ( 116 / 5580)



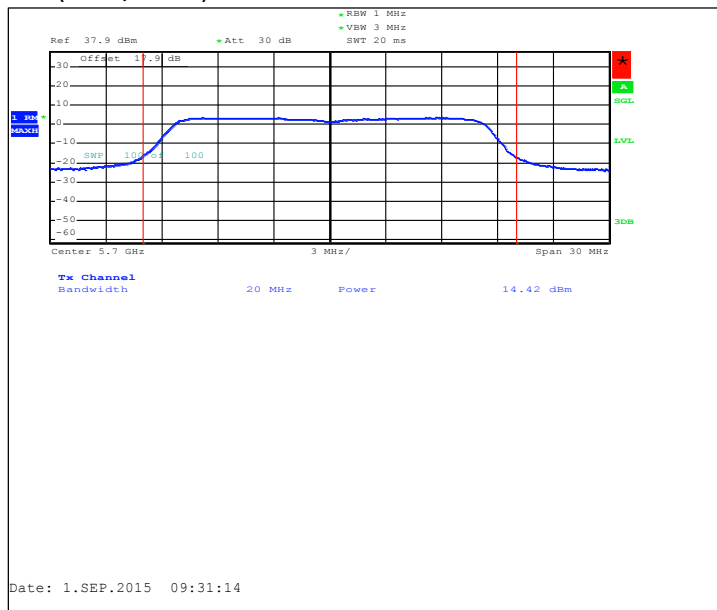
Aux ( 116 / 5580)



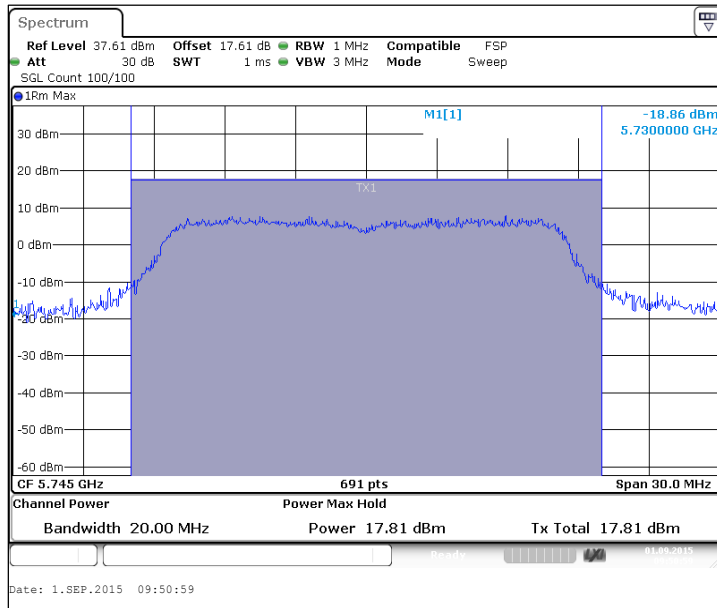
Main ( 140 / 5700)



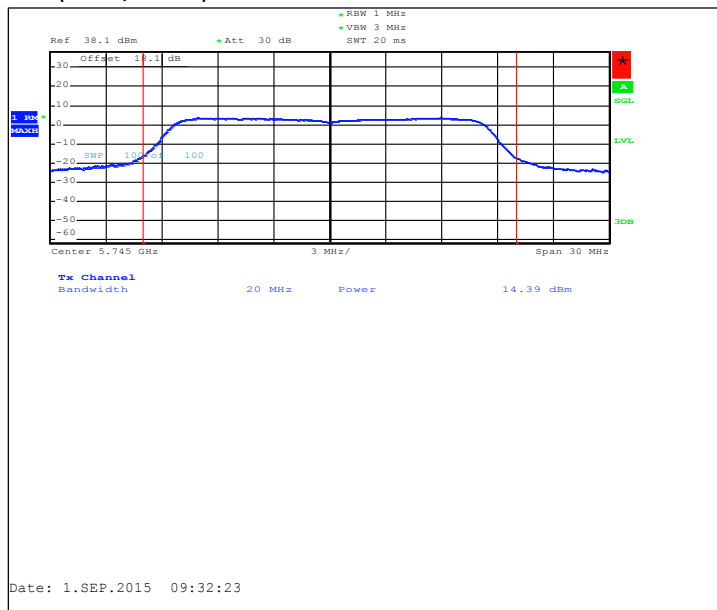
Aux ( 140 / 5700)



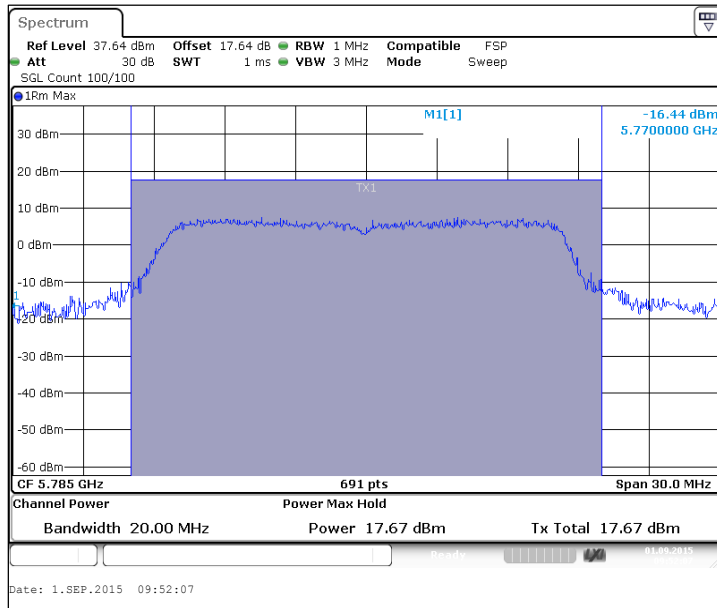
Main ( 149 / 5745)



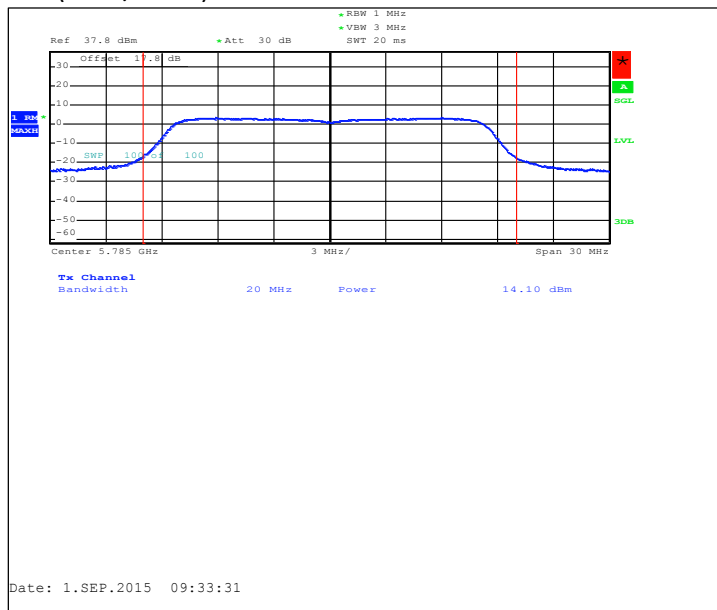
Aux ( 149 / 5745)



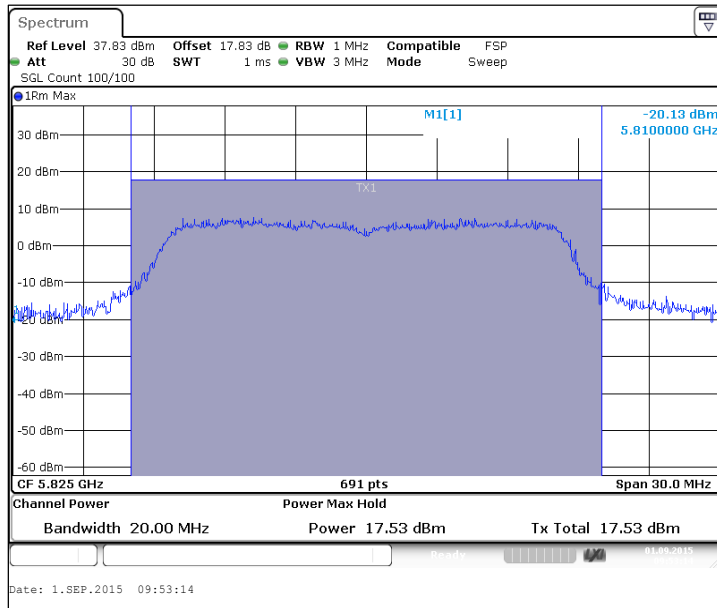
Main ( 157 / 5785)



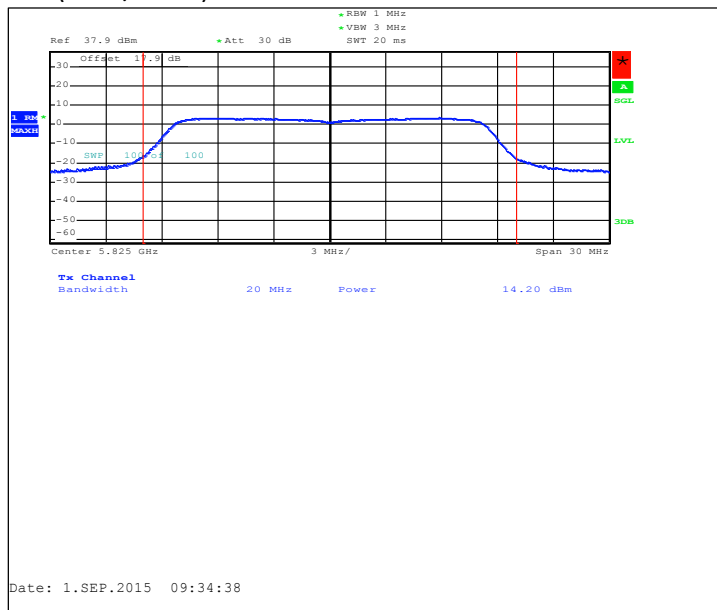
Aux ( 157 / 5785)



Main ( 165 / 5825)



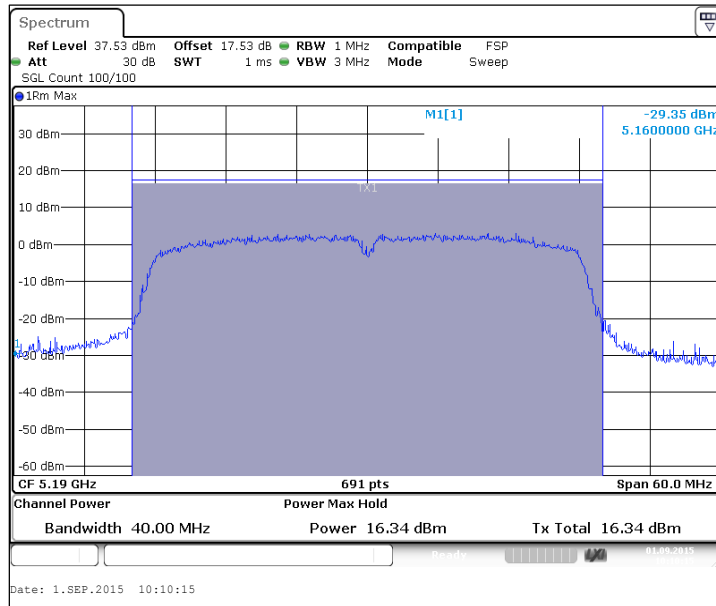
Aux ( 165 / 5825)



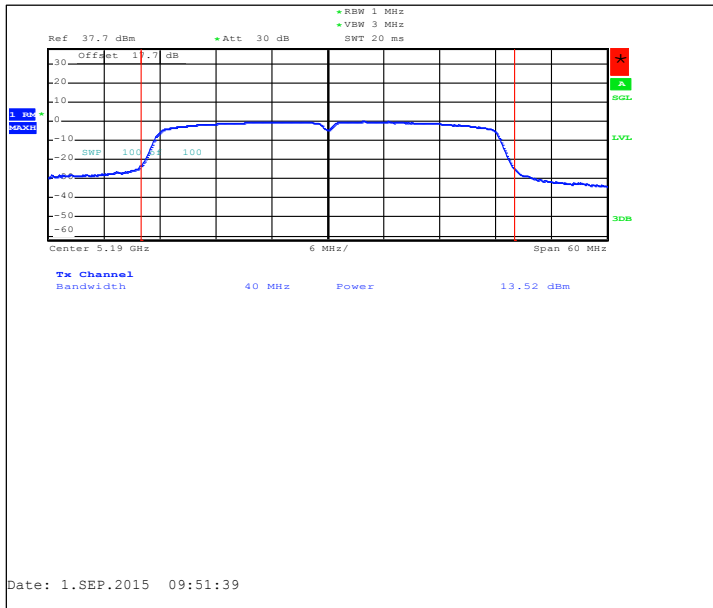
## 2.4.5 802.11n MIMO mode, QPSK modulation, 27.0 / 30.0 Mbps data rate

Channel / f <sub>c</sub> [MHz]	Sum [dBm]	Main [dBm]	Aux [dBm]	Antenna Gain Main [dBi]	Antenna Gain Aux [dBi]	Antenna Gain DG [dBi]	Limit [dBm]	Limit adjusted [dBm]	Result
36+40 / 5190	18.16	16.34	13.52	1.4	1.4	1.4	24	24	PASSED
44+48 / 5230	18.16	16.14	13.85	1.4	1.4	1.4	24	24	PASSED
52+56 / 5270	18.37	16.48	13.84	1.4	1.4	1.4	24	24	PASSED
60+64 / 5310	18.37	16.41	13.98	1.4	1.4	1.4	24	24	PASSED
100+104 / 5510	18.66	16.78	14.11	1.4	1.4	1.4	24	24	PASSED
108+112 / 5550	18.65	16.83	14.01	1.4	1.4	1.4	24	24	PASSED
132+136 / 5670	18.65	16.8	14.07	1.4	1.4	1.4	24	24	PASSED
149+153 / 5755	18.72	16.96	13.95	1.4	1.4	1.4	30	30	PASSED
157+161 / 5795	18.67	16.95	13.82	1.4	1.4	1.4	30	30	PASSED

### Main ( 36+40 / 5190)

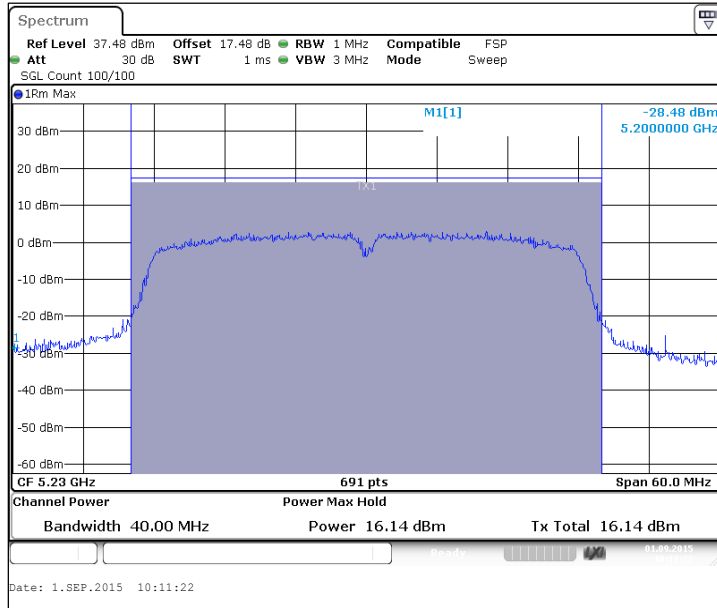


Aux ( 36+40 / 5190)

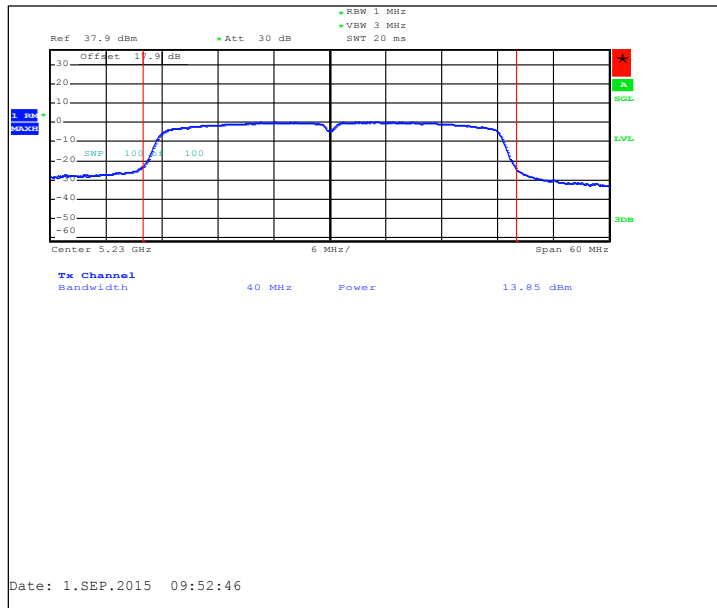




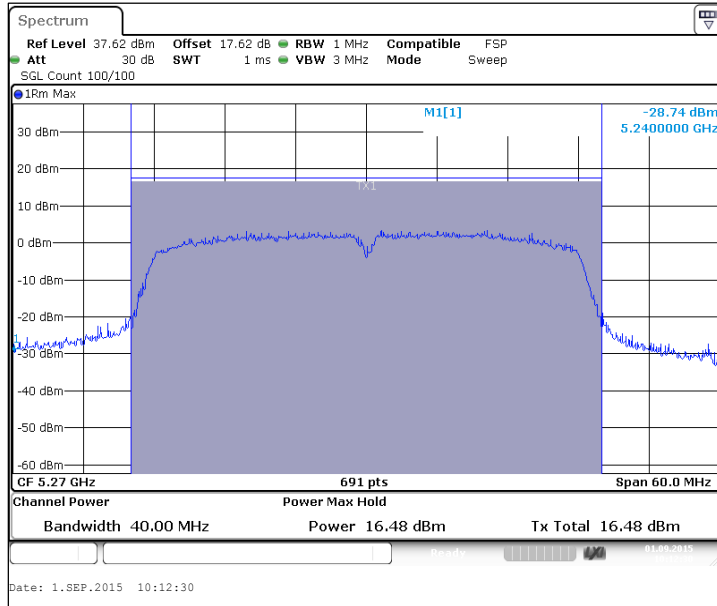
Main ( 44+48 / 5230)



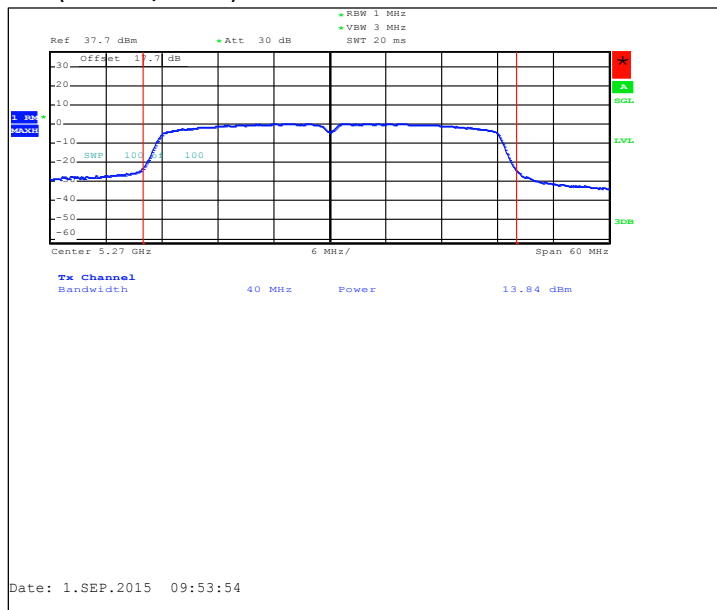
Aux ( 44+48 / 5230)



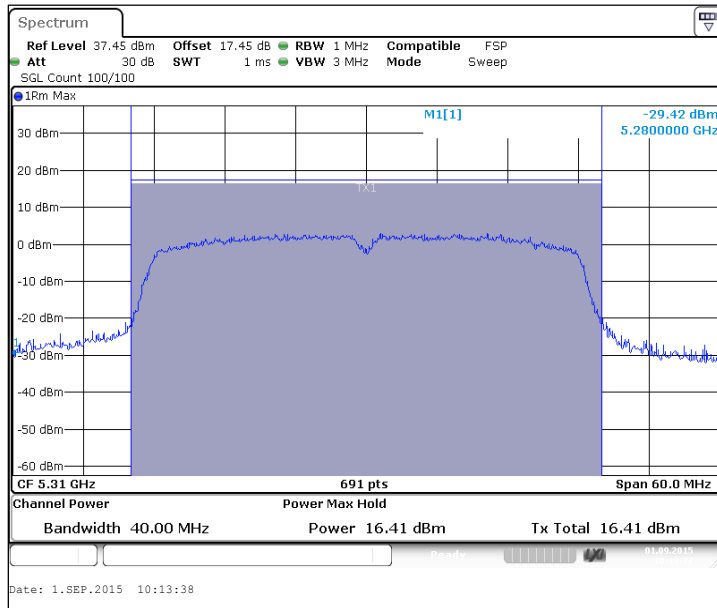
Main ( 52+56 / 5270)



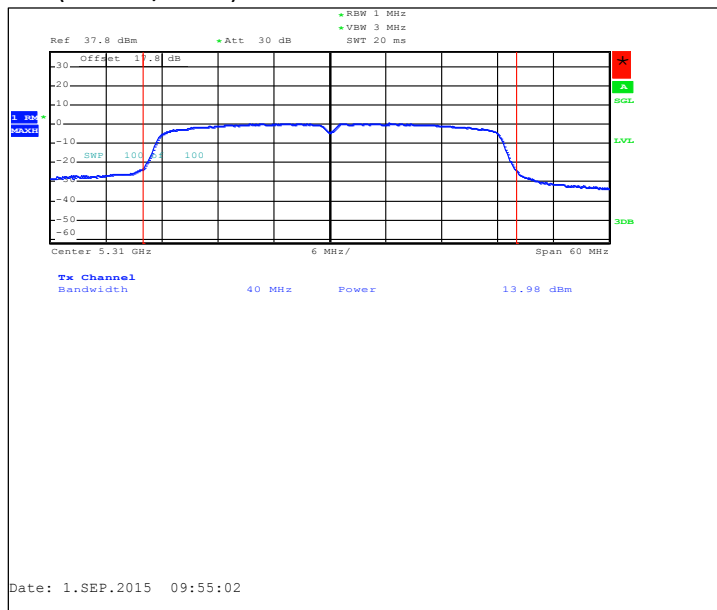
Aux ( 52+56 / 5270)



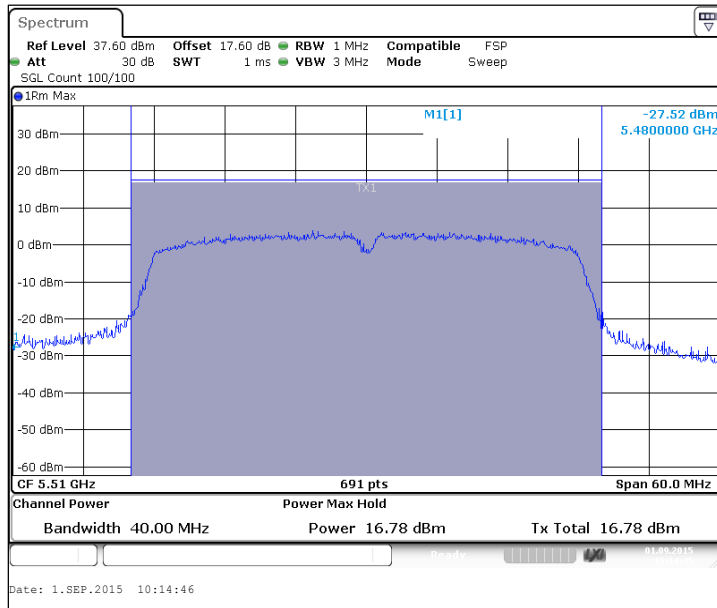
Main ( 60+64 / 5310)



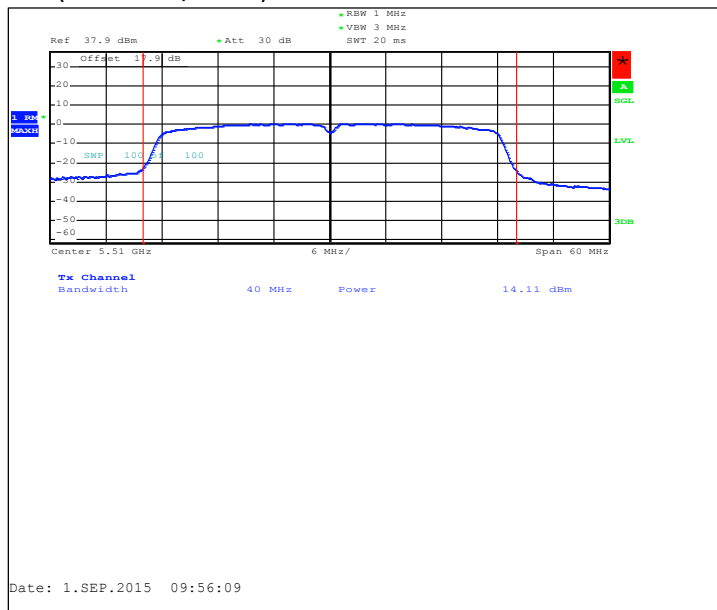
Aux ( 60+64 / 5310)



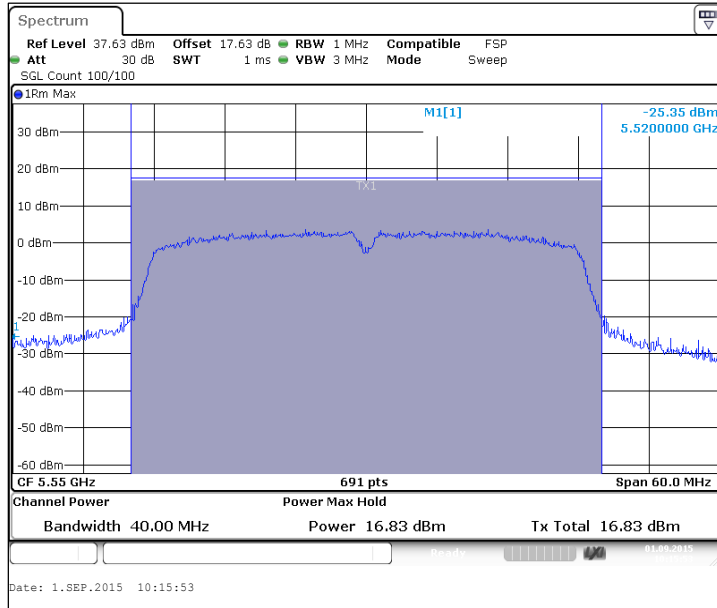
Main ( 100+104 / 5510)



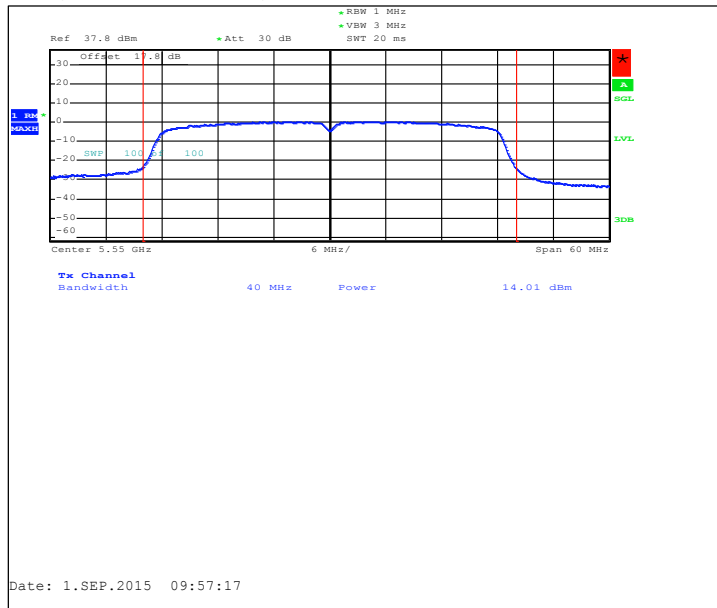
Aux ( 100+104 / 5510)



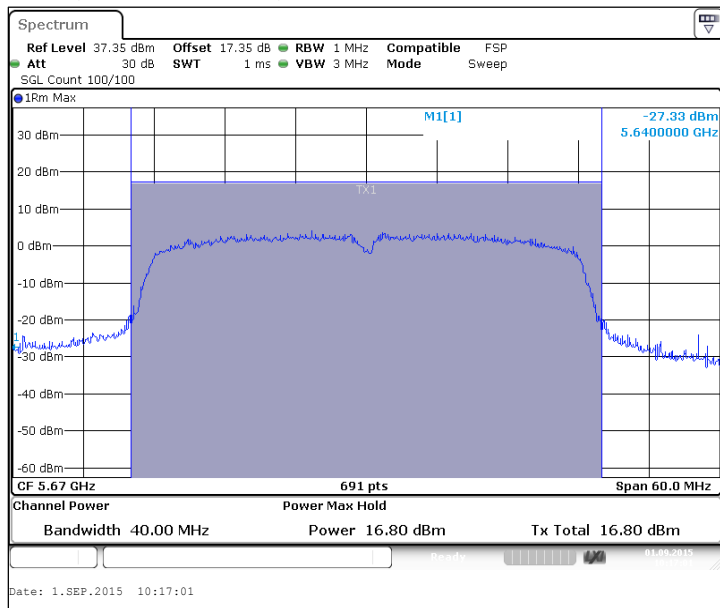
Main ( 108+112 / 5550)



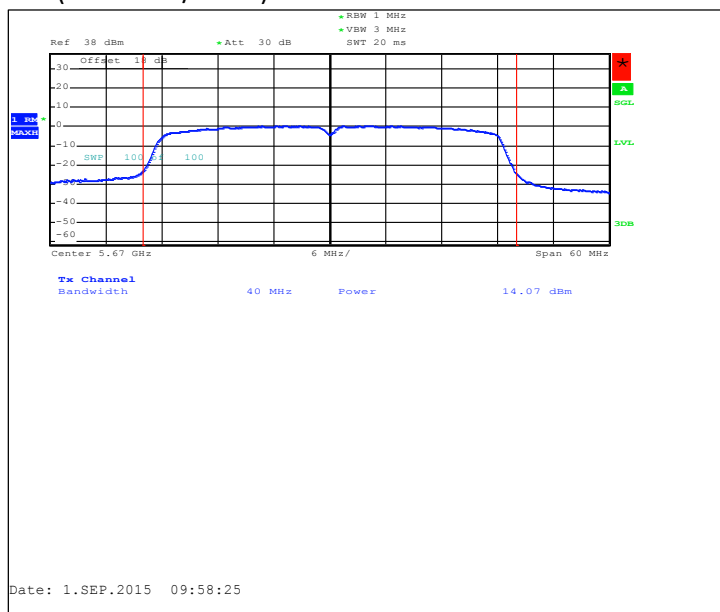
Aux ( 108+112 / 5550)



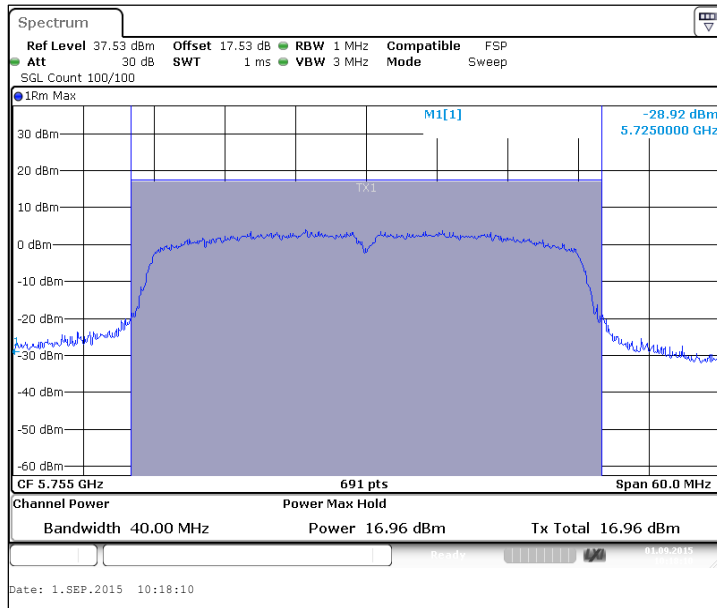
Main ( 132+136 / 5670)



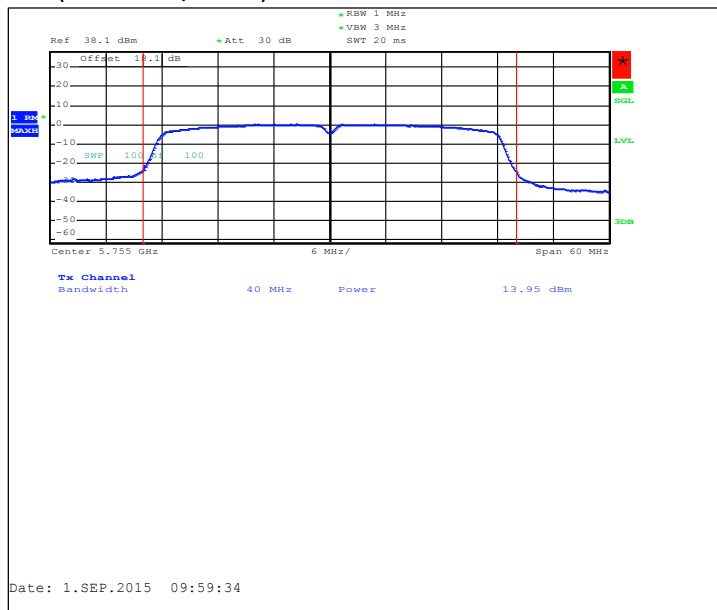
Aux ( 132+136 / 5670)



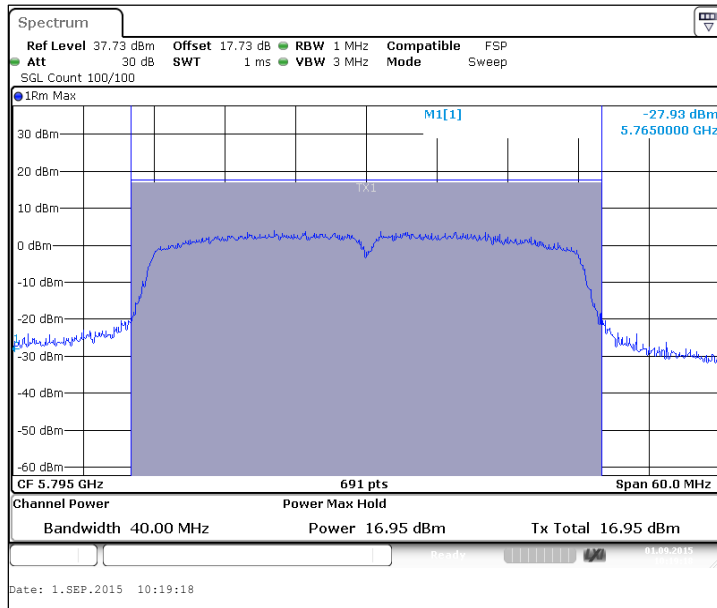
Main ( 149+153 / 5755)



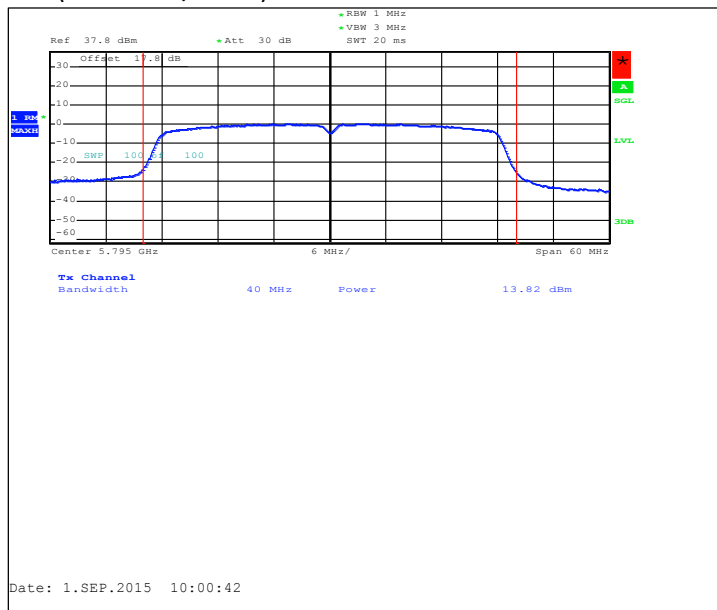
Aux ( 149+153 / 5755)



Main ( 157+161 / 5795)



Aux ( 157+161 / 5795)

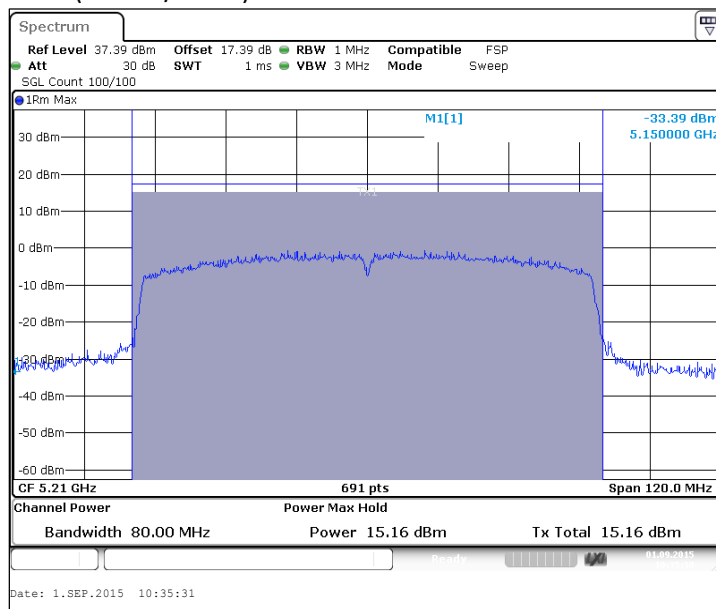




### 2.4.6 802.11ac MIMO mode, QPSK modulation, 58.5 / 65.0 Mbps data rate

Channel / f <sub>c</sub> [MHz]	Sum [dBm]	Main [dBm]	Aux [dBm]	Antenna Gain Main [dBi]	Antenna Gain Aux [dBi]	Antenna Gain DG [dBi]	Limit [dBm]	Limit adjusted [dBm]	Result
36-48 / 5210	17.11	15.16	12.69	1.4	1.4	1.4	24	24	PASSED
52-64 / 5290	17.1	15.28	12.45	1.4	1.4	1.4	24	24	PASSED
100-112 / 5530	17.65	15.81	13.03	1.4	1.4	1.4	24	24	PASSED
149-161 / 5775	17.53	15.79	12.72	1.4	1.4	1.4	30	30	PASSED

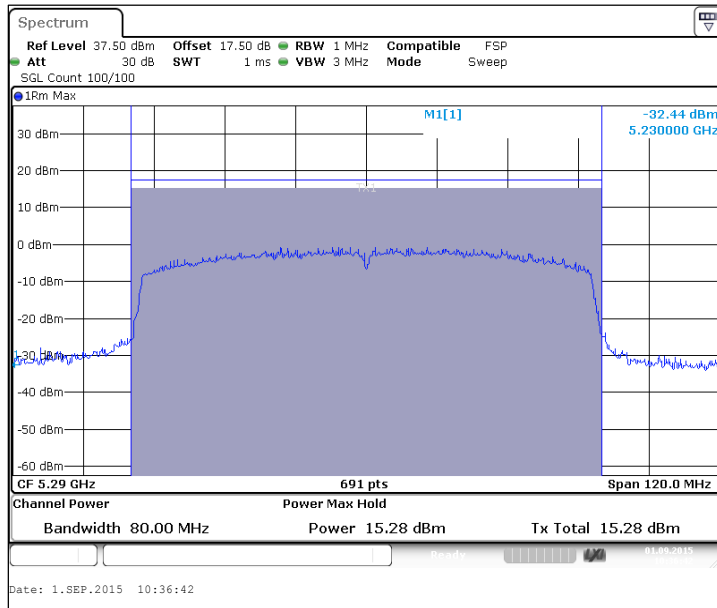
#### Main ( 36-48 / 5210)



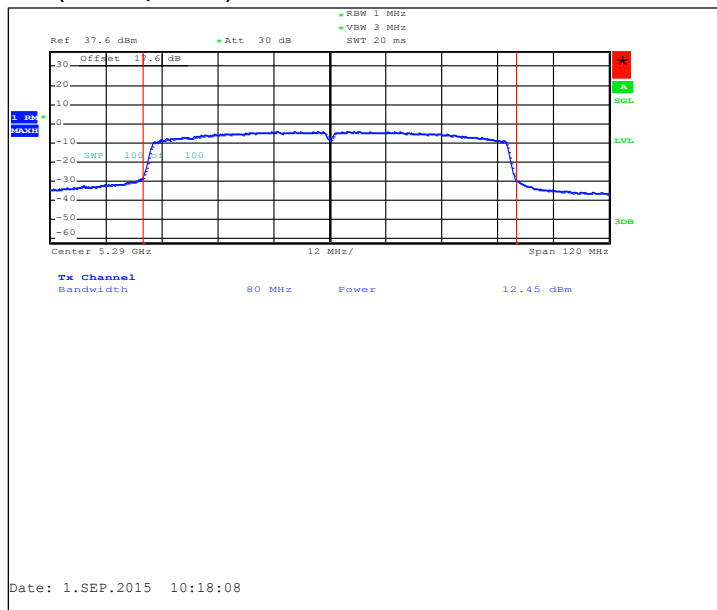
#### Aux ( 36-48 / 5210)



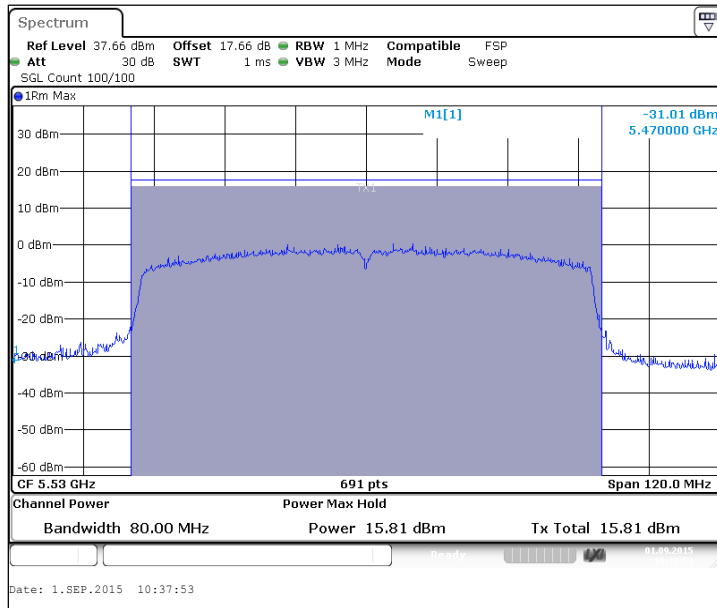
Main ( 52-64 / 5290)



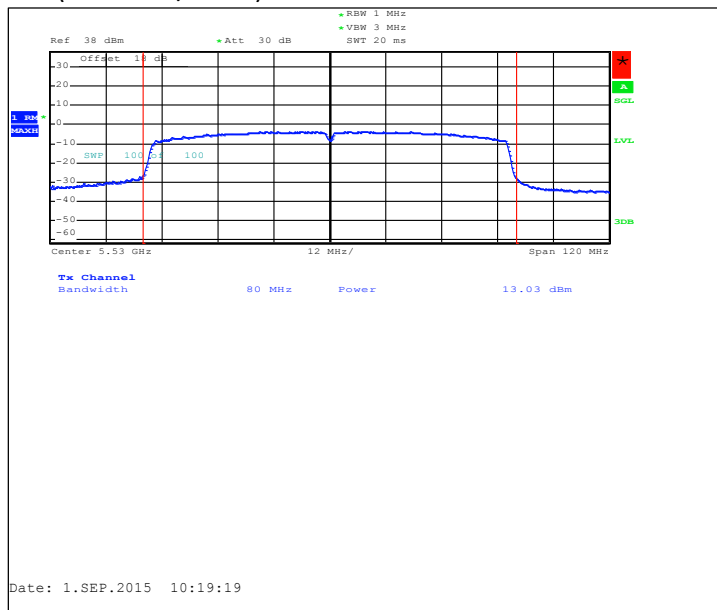
Aux ( 52-64 / 5290)



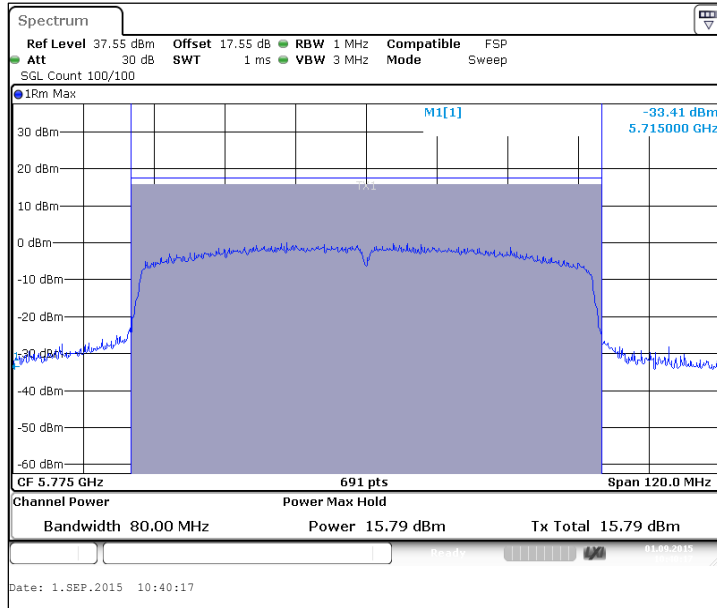
Main ( 100-112 / 5530)



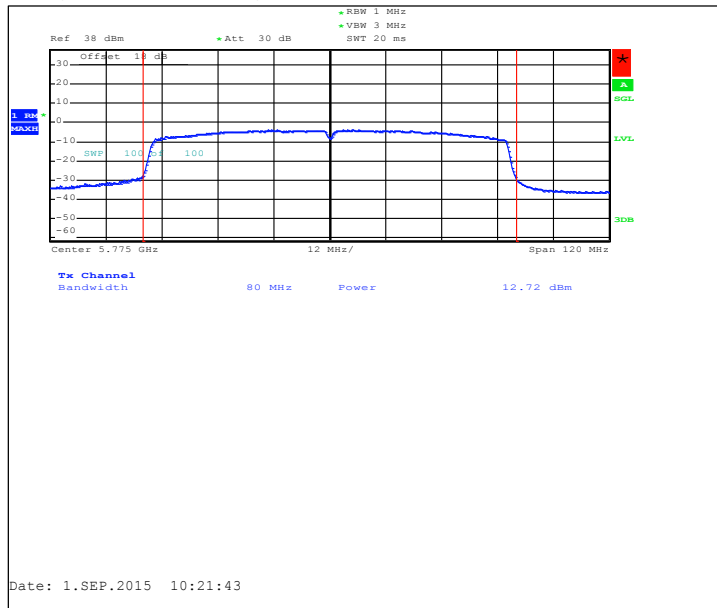
Aux ( 100-112 / 5530)



Main ( 149-161 / 5775)



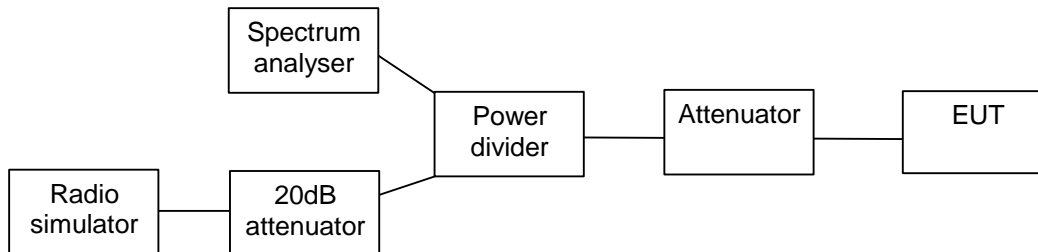
Aux ( 149-161 / 5775)



### 3. Maximum power spectral density (FCC §15.407(a), RSS-210 A9.2)

<b>EUT with DUT number</b>	RM-1085, DUT 100012
<b>Accessories with DUT numbers</b>	SD-241R, DUT 100016 ; WH-308, DUT 100029
<b>Operation Voltage [V] / [Hz]</b>	Nominal
<b>Results</b>	PASSED
<b>Remarks</b>	-
<b>Temp [°C] / Humidity [%RH] / Air Pressure [kPa]</b>	20 / 47 / 101.9
<b>Date of measurements</b>	20-Jul-2015
<b>Measured by</b>	Jari Keto

#### 3.1. Test Setup



#### 3.2. Test method and limit

The measurement is made according to Public Notice KDB 789033 D02 v01 and IC standard RSS-210.

Limits for maximum power spectral density measurements

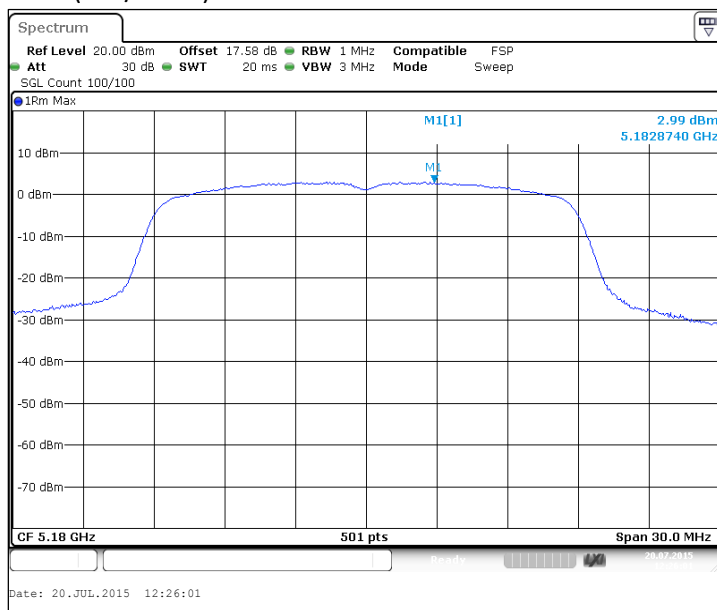
Frequency range [MHz]	Limit [dBm]
5150-5250	11 dBm / MHz
5250-5350	11 dBm / MHz
5470-5725	11 dBm / MHz
5725-5850	30 dBm / 500 kHz

### 3.3. 5 GHz RLAN Test results

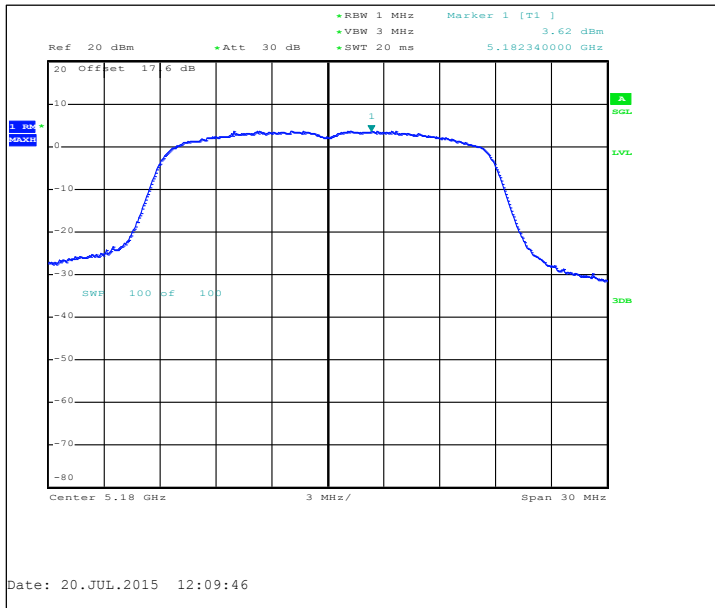
#### 3.3.1 802.11n MIMO mode, BPSK modulation, 6.5 / 7.25 Mbps data rate

Channel / f <sub>c</sub> [MHz]	Sum [dBm]	Main [dBm]	Aux [dBm]	Antenna Gain Main [dBi]	Antenna Gain Aux [dBi]	Antenna Gain DG [dBi]	Limit [dBm]	Limit adjusted [dBm]	Result
36 / 5180	6.33	2.99	3.62	5	0.5	5	11	11	PASSED
40 / 5200	6.42	3	3.78	5	0.5	5	11	11	PASSED
48 / 5240	6.45	3.06	3.78	5	0.5	5	11	11	PASSED
52 / 5260	6.59	3.34	3.81	5	0.5	5	11	11	PASSED
60 / 5300	6.49	3.08	3.85	5	0.5	5	11	11	PASSED
64 / 5320	6.56	3.22	3.84	5	0.5	5	11	11	PASSED
100 / 5500	6.6	3.18	3.96	5	0.5	5	11	11	PASSED
116 / 5580	6.61	3.33	3.84	5	0.5	5	11	11	PASSED
140 / 5700	6.78	3.28	4.21	5	0.5	5	11	11	PASSED
149 / 5745	4.33	1.19	1.45	5	0.5	5	30	30	PASSED
157 / 5785	4.43	1.38	1.47	5	0.5	5	30	30	PASSED
165 / 5825	4.6	1.27	1.89	5	0.5	5	30	30	PASSED

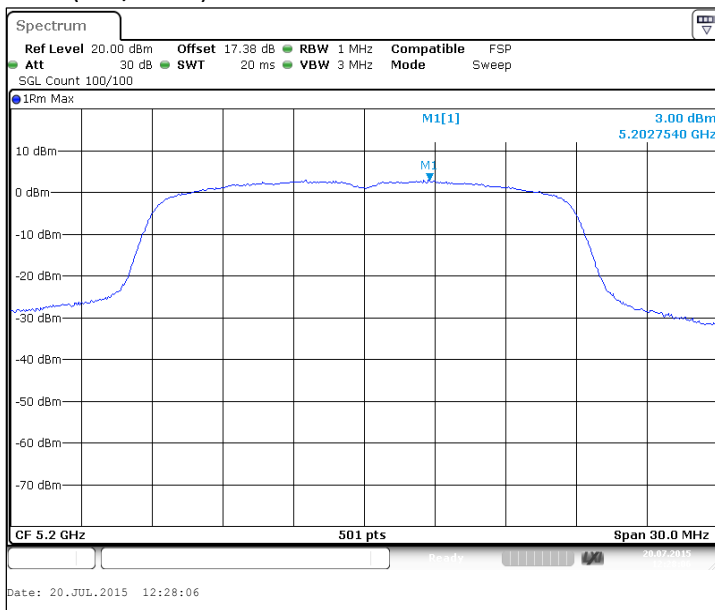
#### Main ( 36 / 5180)



Aux ( 36 / 5180)

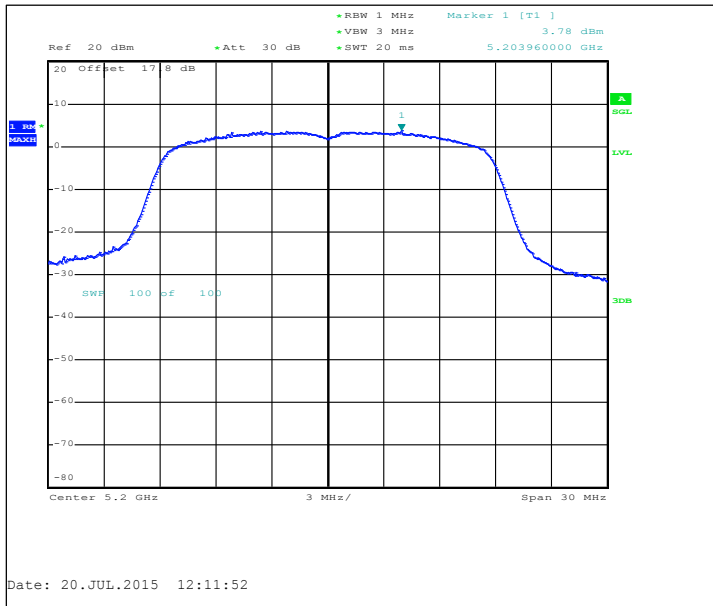


Main ( 40 / 5200)

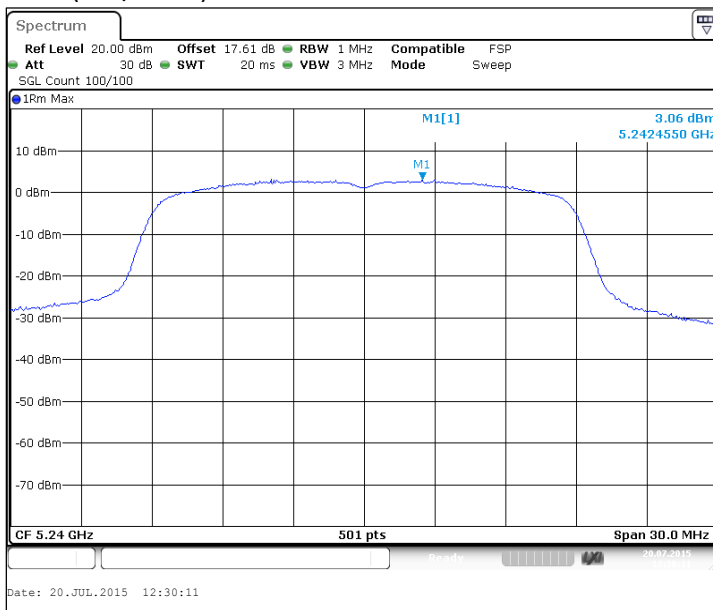




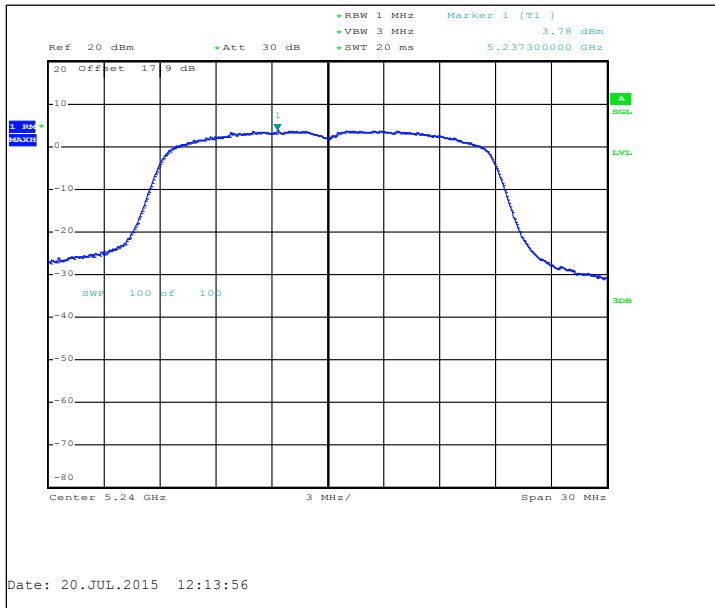
Aux ( 40 / 5200)



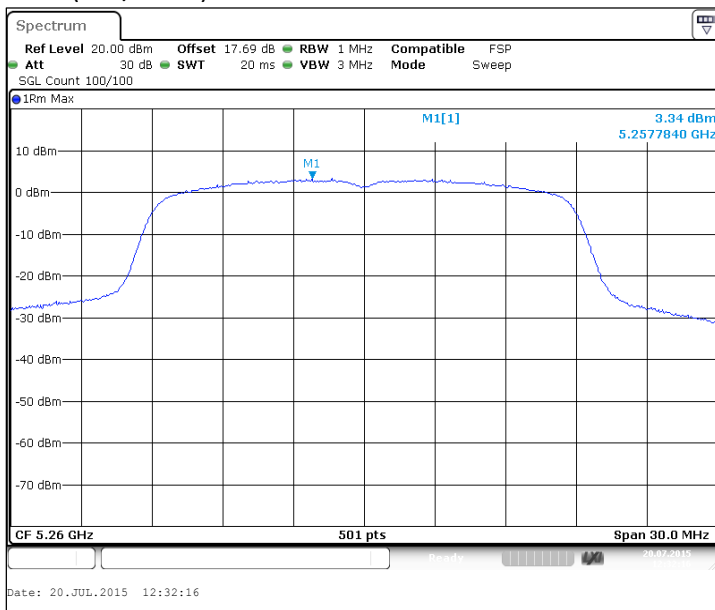
Main ( 48 / 5240)



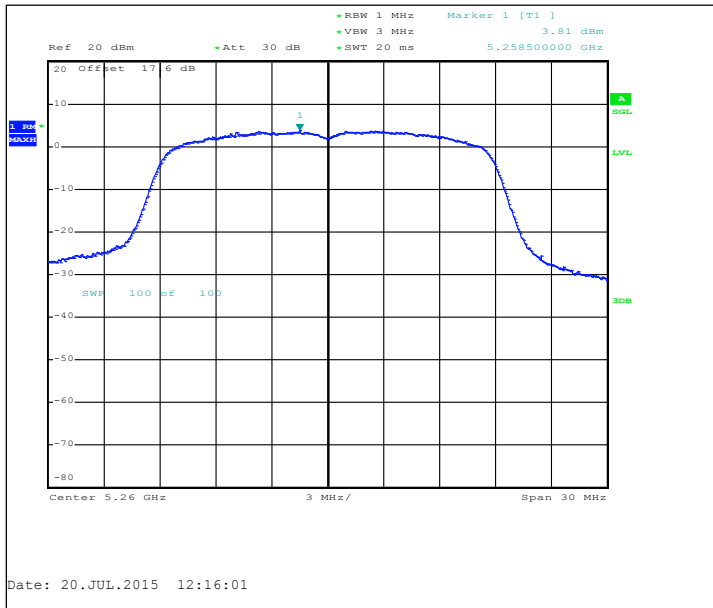
Aux ( 48 / 5240)



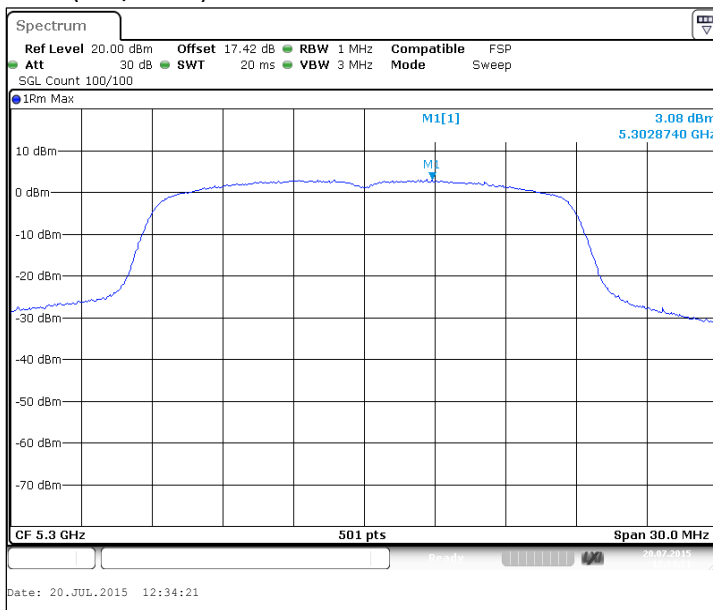
Main ( 52 / 5260)



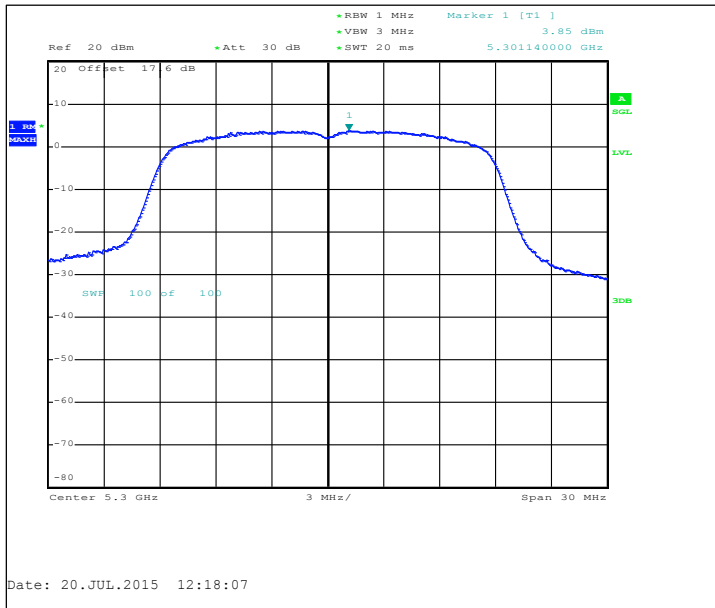
Aux ( 52 / 5260)



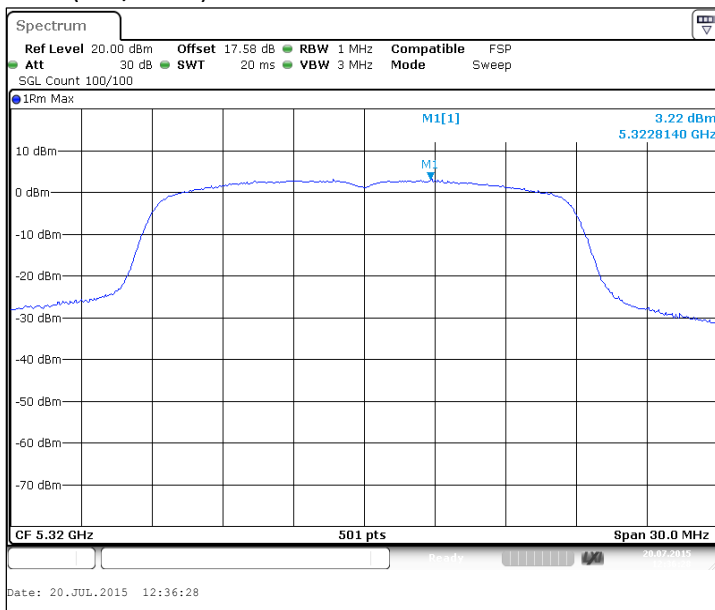
Main ( 60 / 5300)



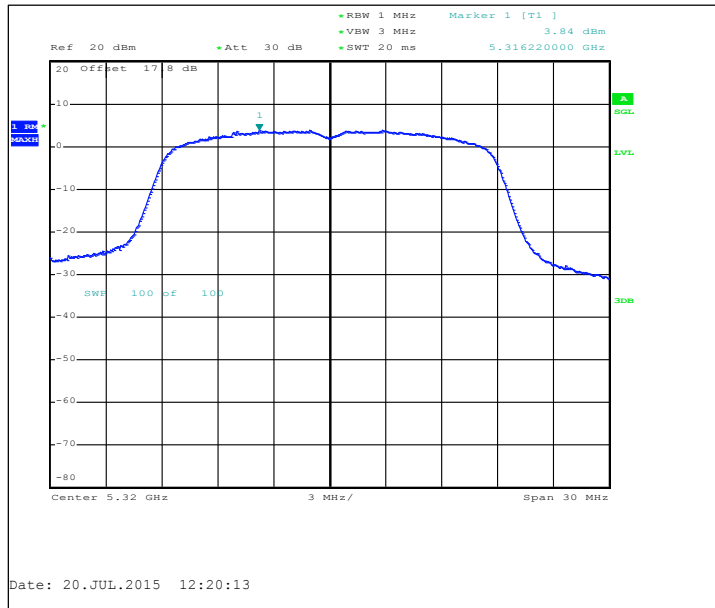
Aux ( 60 / 5300)



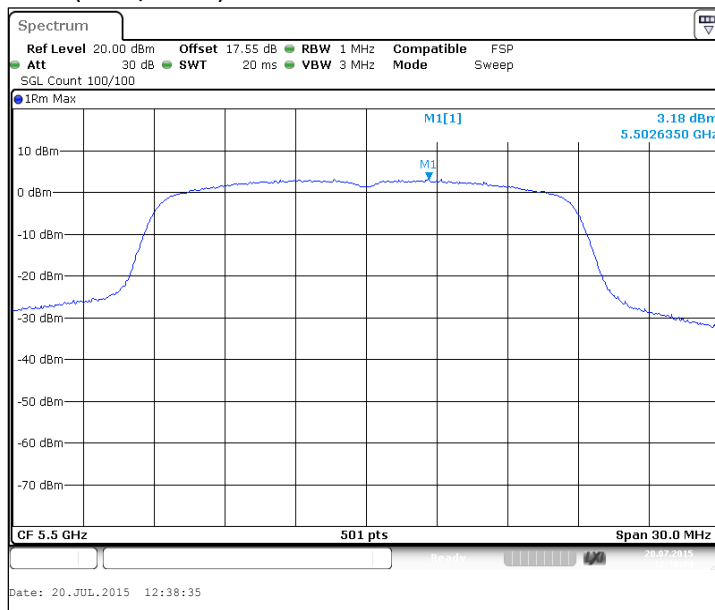
Main ( 64 / 5320)



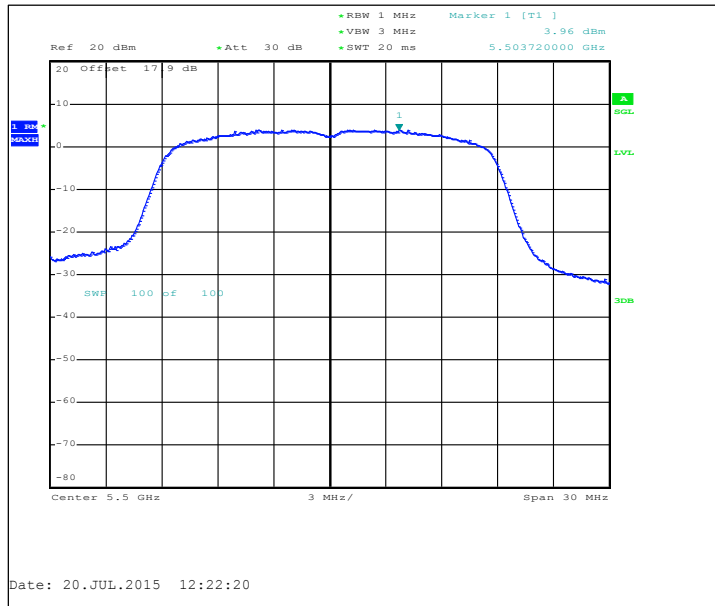
Aux ( 64 / 5320)



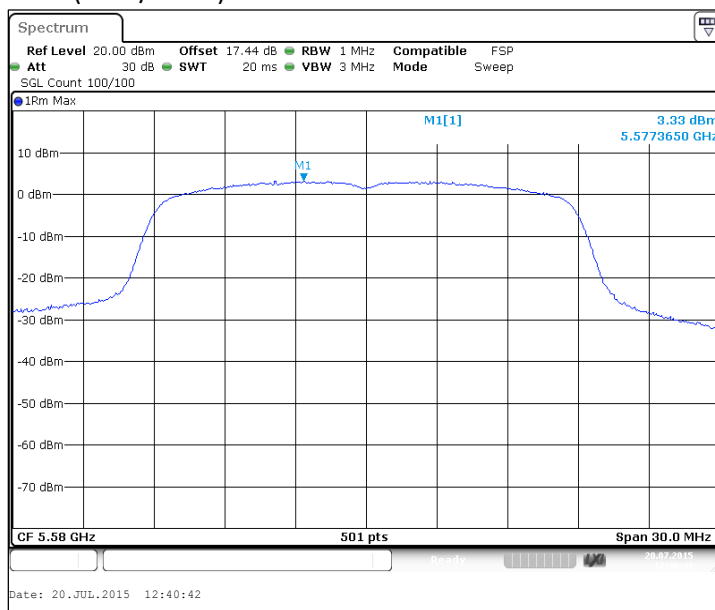
Main ( 100 / 5500)



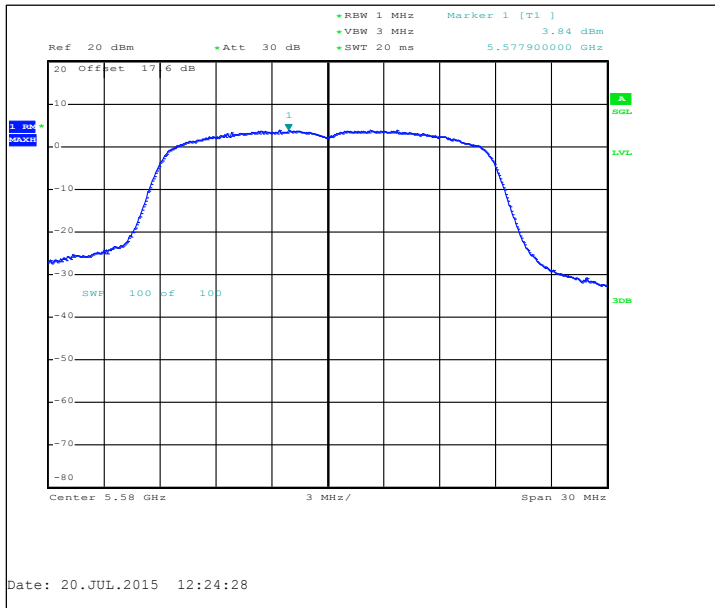
Aux ( 100 / 5500)



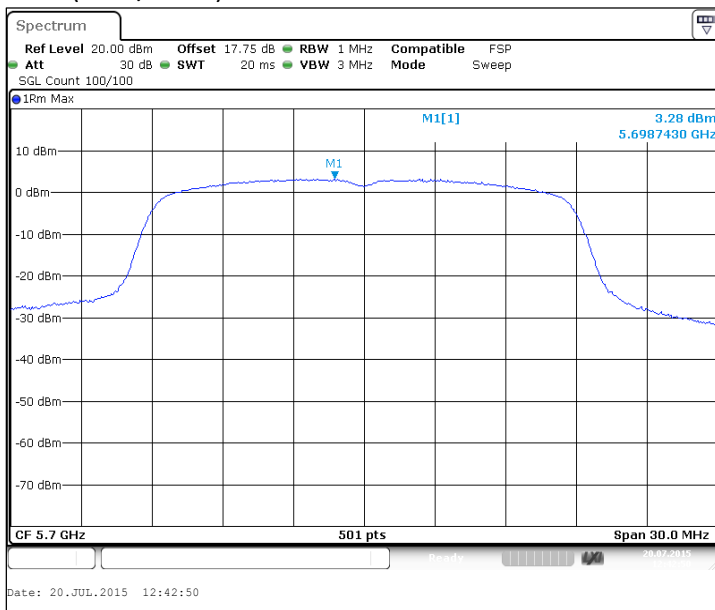
Main ( 116 / 5580)



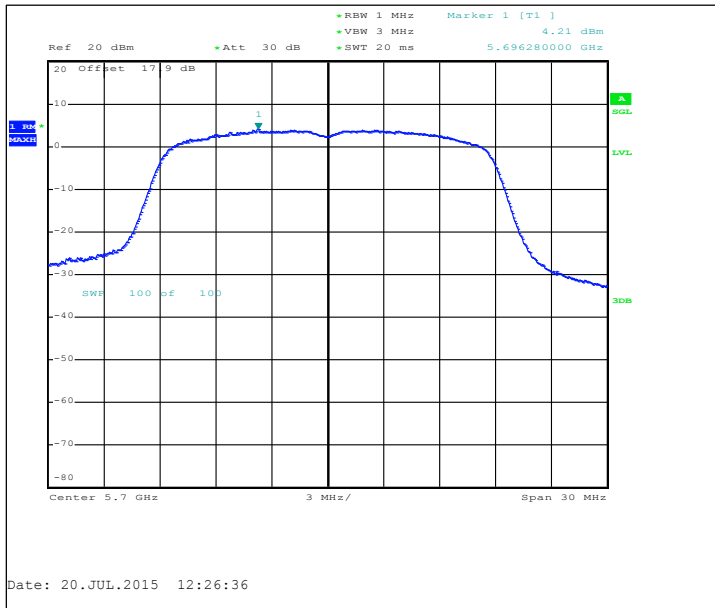
Aux ( 116 / 5580)



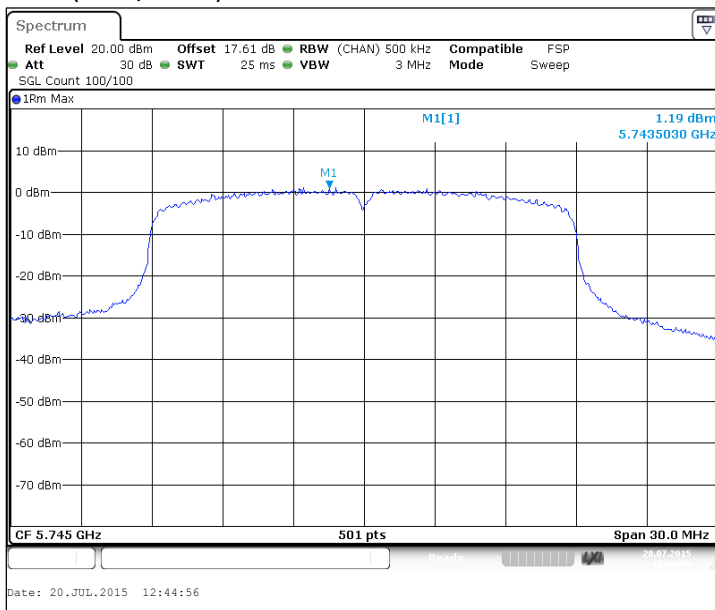
Main ( 140 / 5700)



Aux ( 140 / 5700)

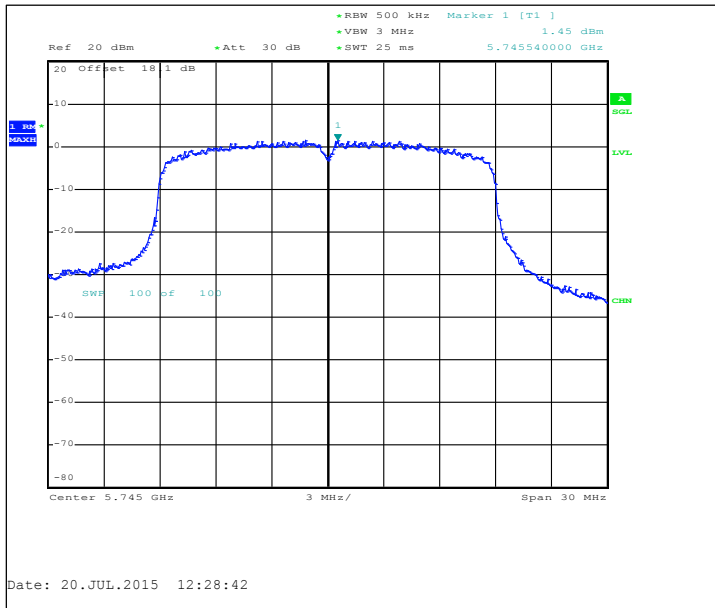


Main ( 149 / 5745)

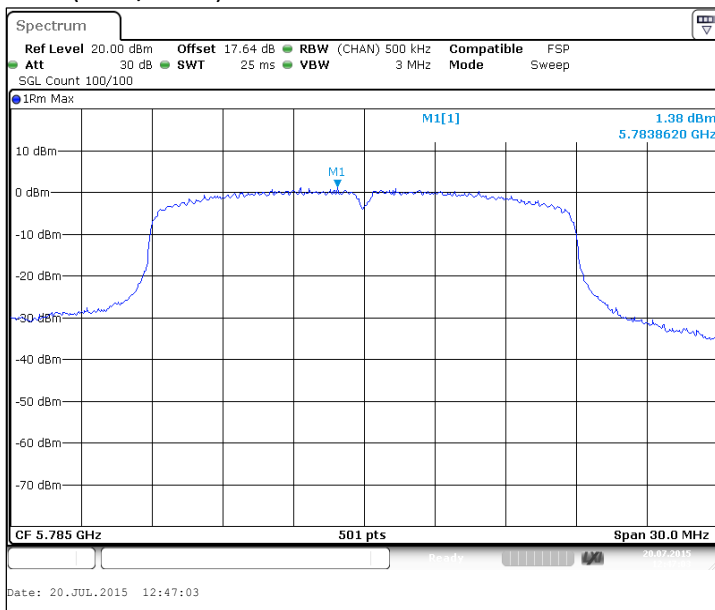




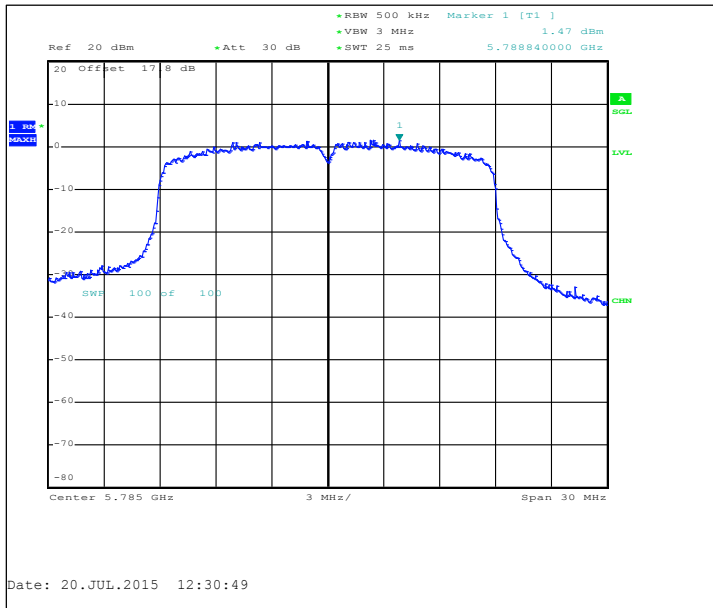
Aux ( 149 / 5745)



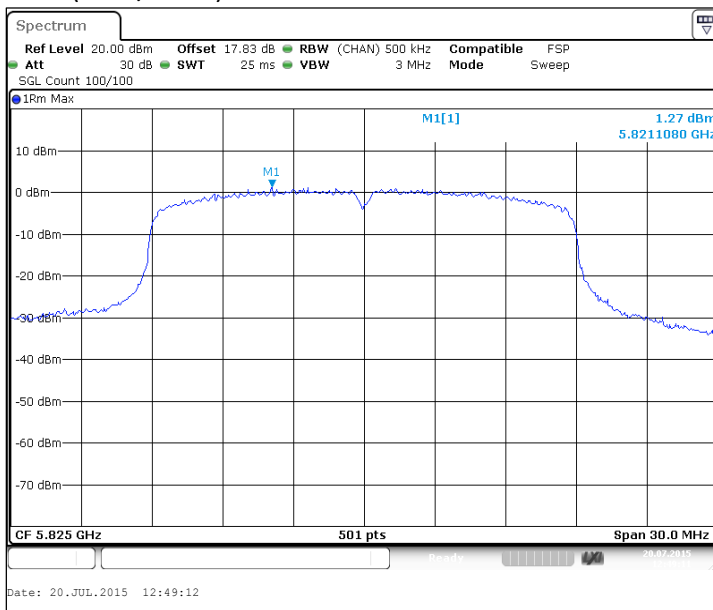
Main ( 157 / 5785)



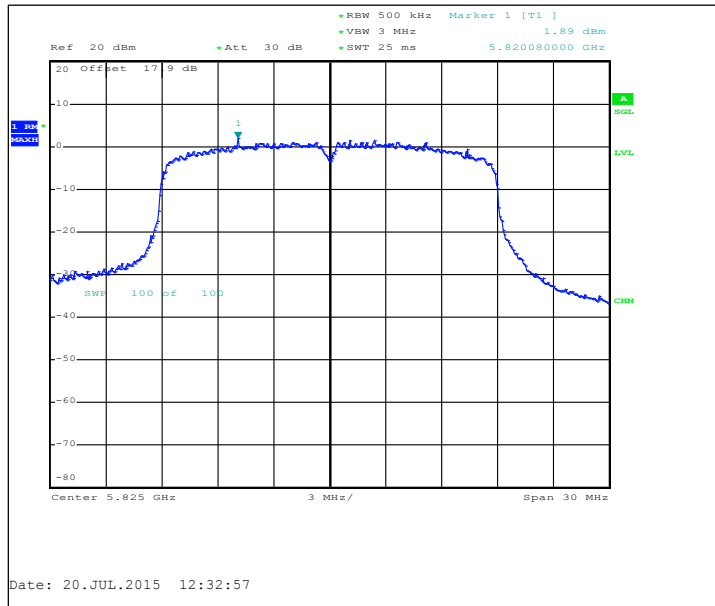
Aux ( 157 / 5785)



Main ( 165 / 5825)



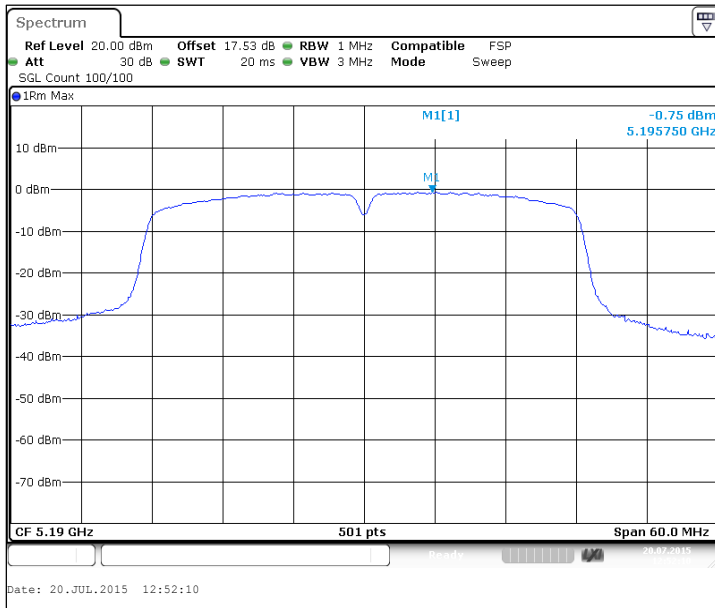
Aux ( 165 / 5825)



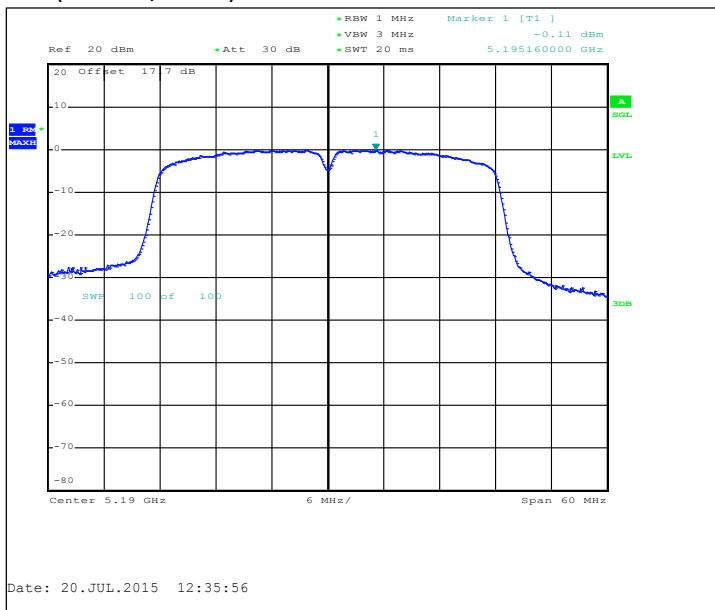
**3.3.2 802.11n MIMO mode, BPSK modulation, 13.5 / 15.0 Mbps data rate**

Channel / fc [MHz]	Sum [dBm]	Main [dBm]	Aux [dBm]	Antenna Gain Main [dBi]	Antenna Gain Aux [dBi]	Antenna Gain DG [dBi]	Limit [dBm]	Limit adjusted [dBm]	Result
36+40 / 5190	2.59	-0.75	-0.11	5	0.5	5	11	11	PASSED
44+48 / 5230	2.79	-0.76	0.26	5	0.5	5	11	11	PASSED
52+56 / 5270	2.91	-0.49	0.25	5	0.5	5	11	11	PASSED
60+64 / 5310	2.87	-0.7	0.36	5	0.5	5	11	11	PASSED
100+104 / 5510	3.05	-0.49	0.51	5	0.5	5	11	11	PASSED
108+112 / 5550	3.09	-0.27	0.41	5	0.5	5	11	11	PASSED
132+136 / 5670	3.07	-0.44	0.5	5	0.5	5	11	11	PASSED
149+153 / 5755	0.18	-3.11	-2.57	5	0.5	5	30	30	PASSED
157+161 / 5795	0.04	-3.27	-2.69	5	0.5	5	30	30	PASSED

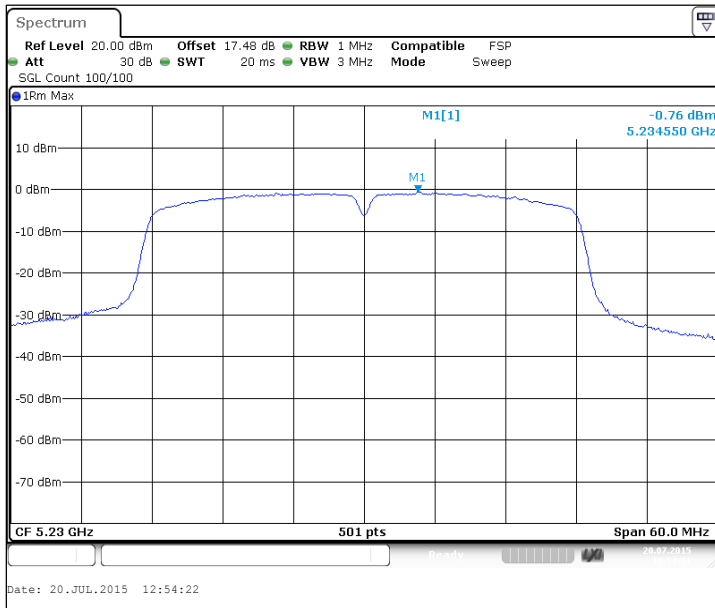
Main ( 36+40 / 5190)



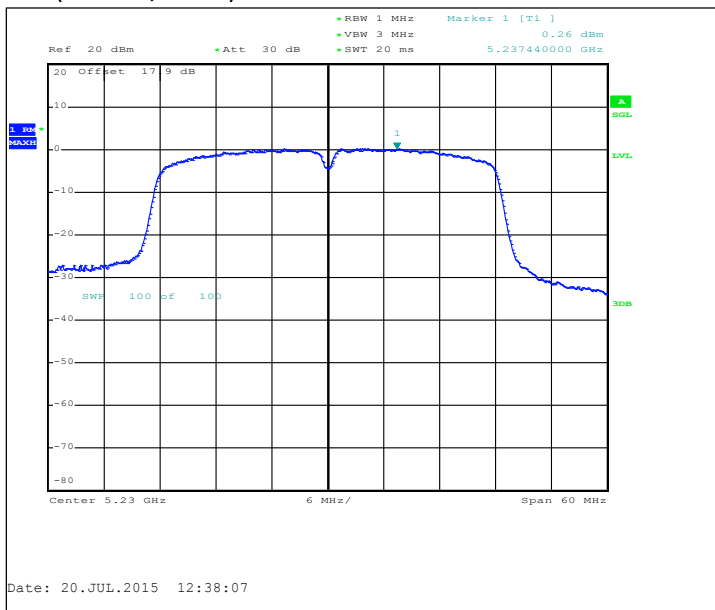
Aux ( 36+40 / 5190)



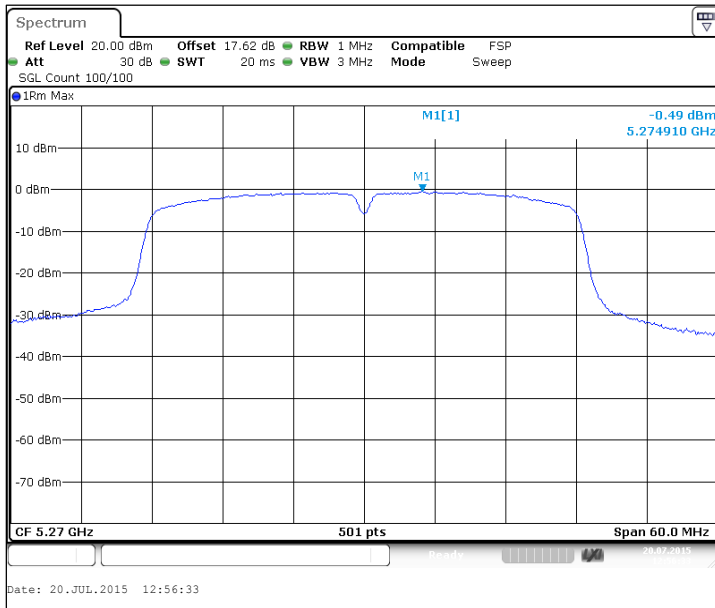
Main ( 44+48 / 5230)



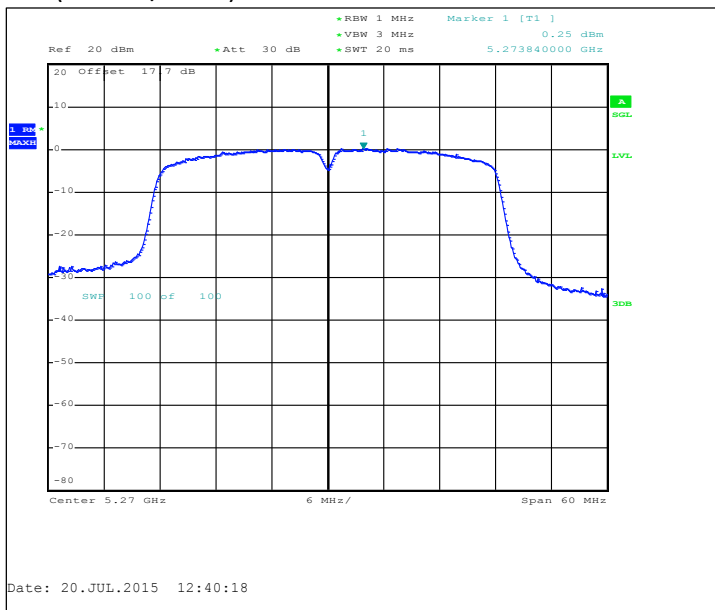
Aux ( 44+48 / 5230)



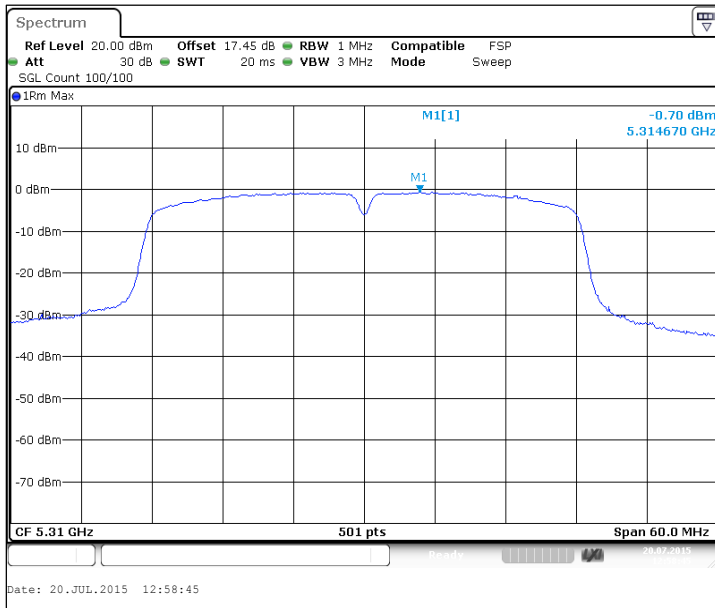
Main ( 52+56 / 5270)



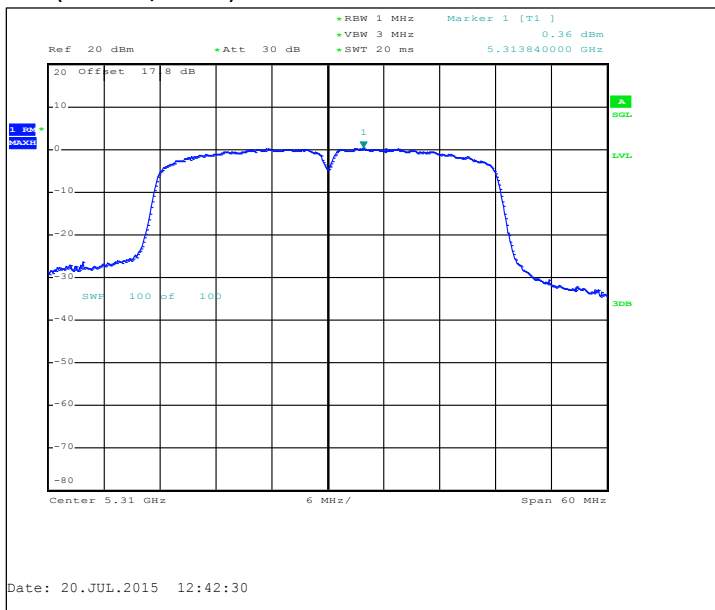
Aux ( 52+56 / 5270)



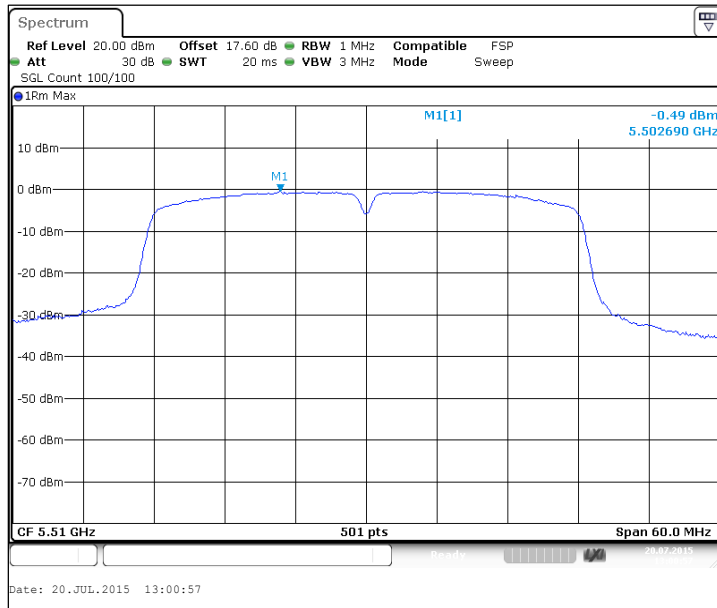
Main ( 60+64 / 5310)



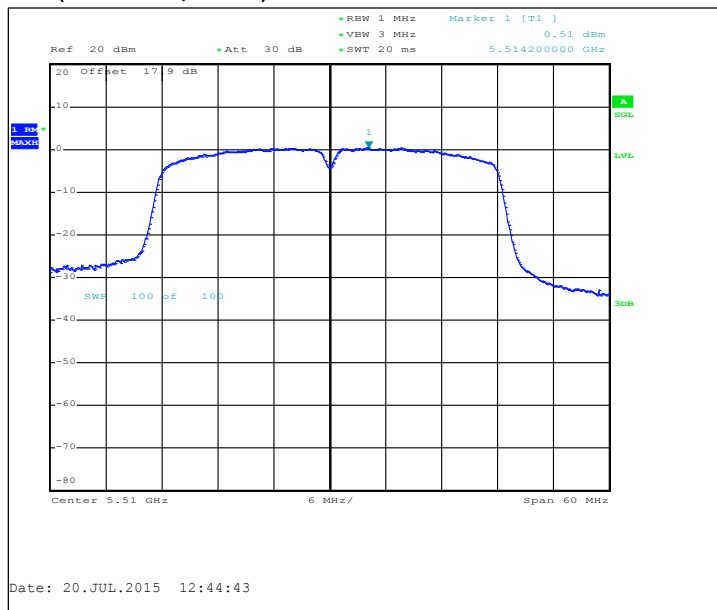
Aux ( 60+64 / 5310)



Main ( 100+104 / 5510)

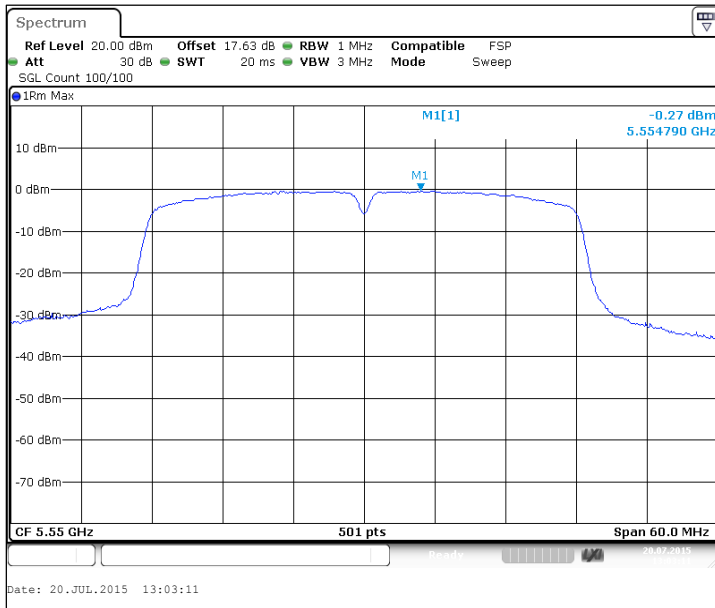


Aux ( 100+104 / 5510)

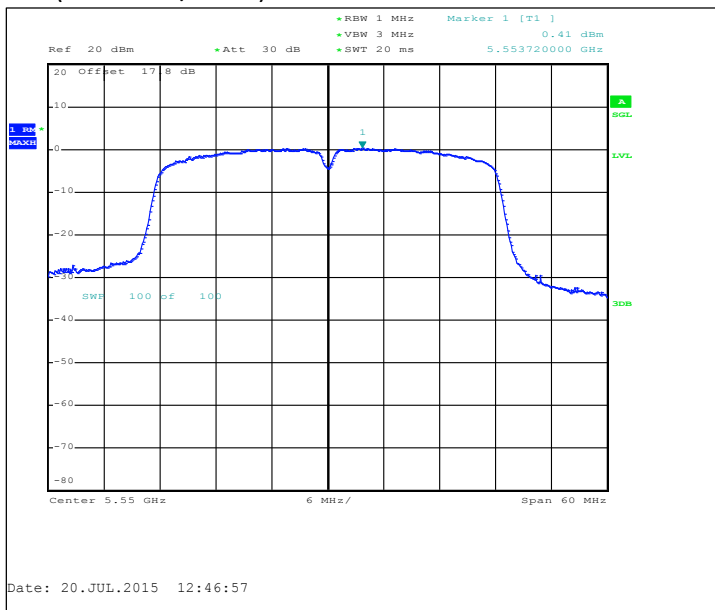




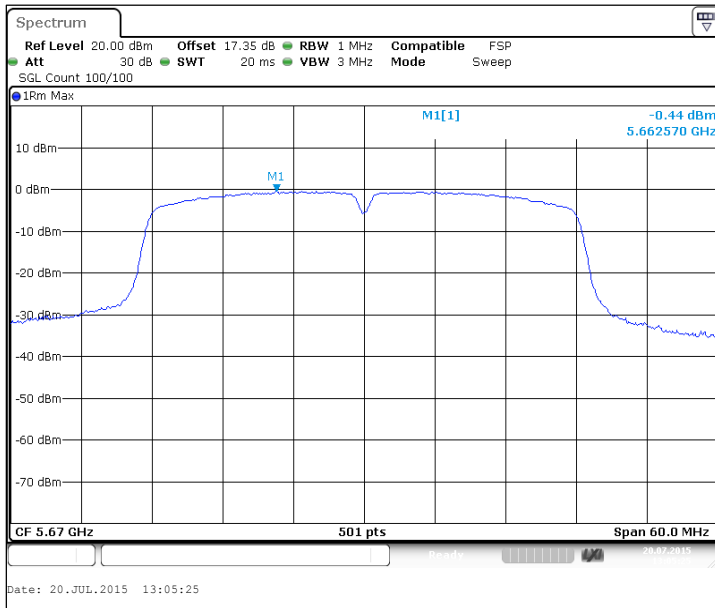
Main ( 108+112 / 5550)



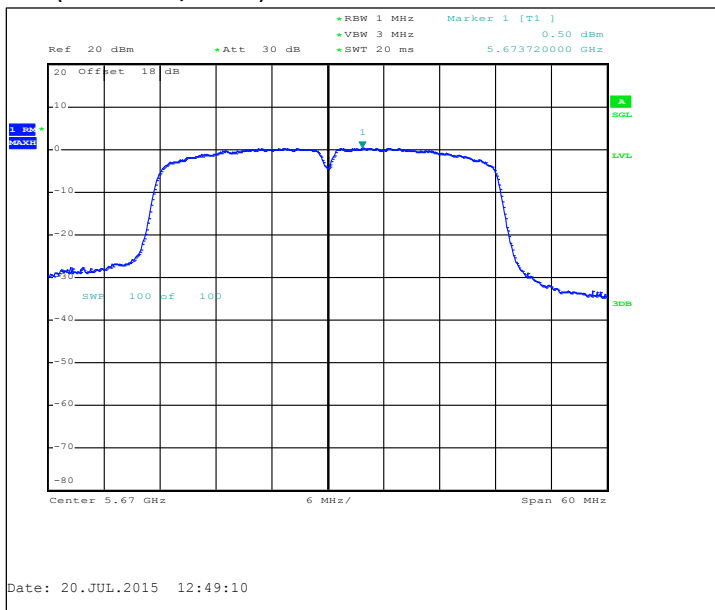
Aux ( 108+112 / 5550)



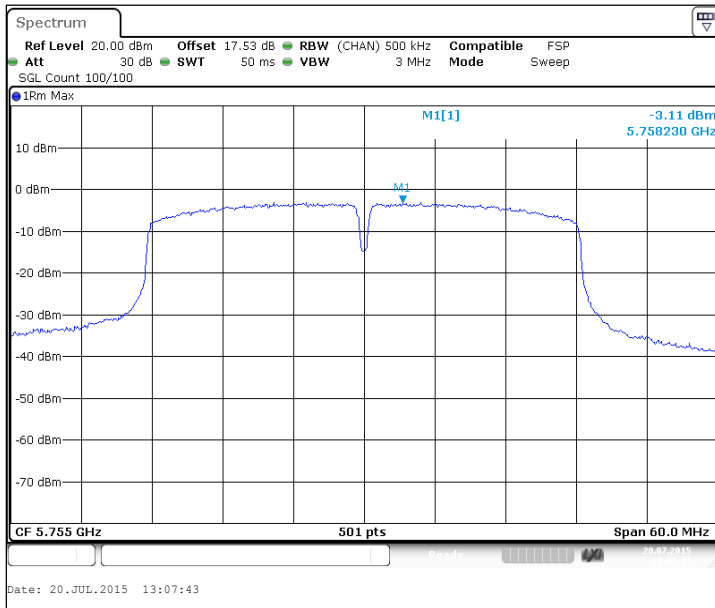
Main ( 132+136 / 5670)



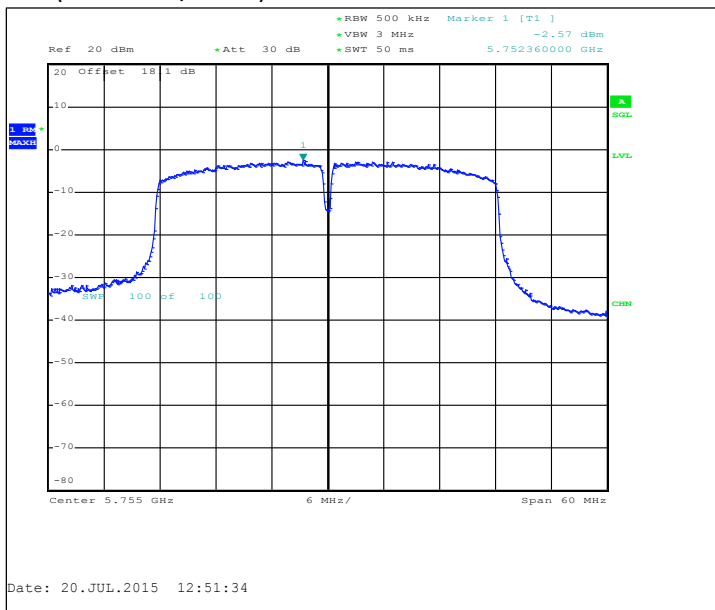
Aux ( 132+136 / 5670)



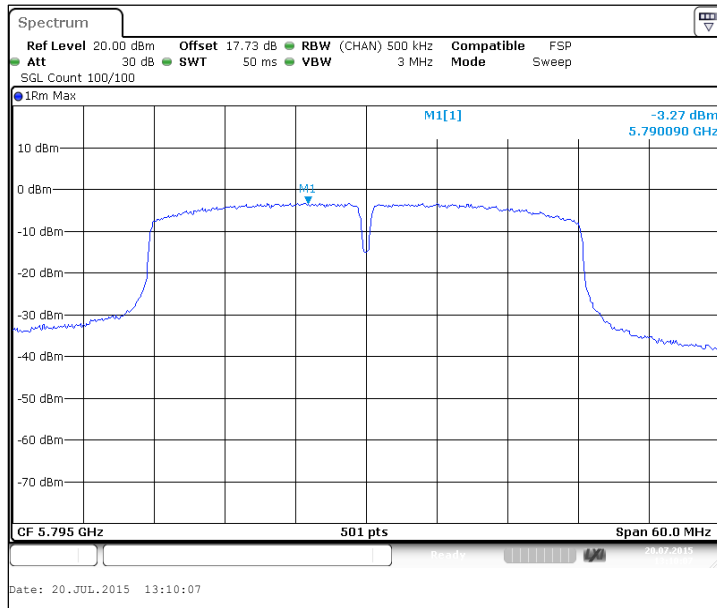
Main ( 149+153 / 5755)



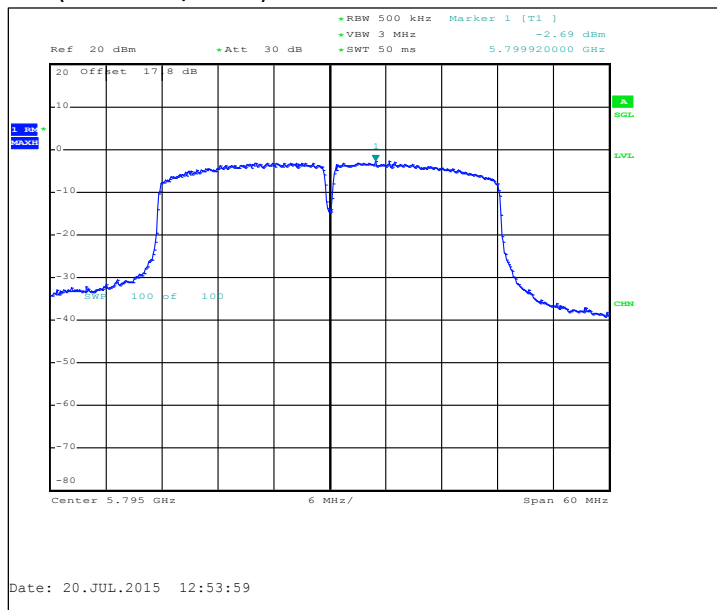
Aux ( 149+153 / 5755)



Main ( 157+161 / 5795)



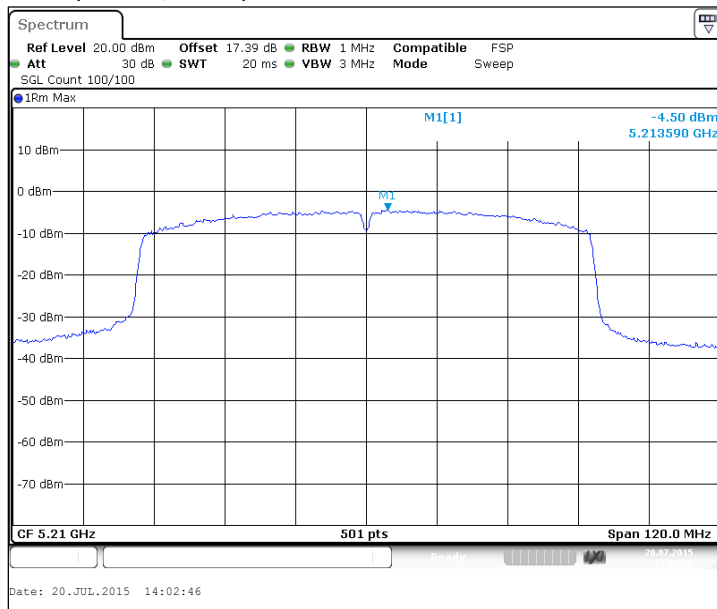
Aux ( 157+161 / 5795)



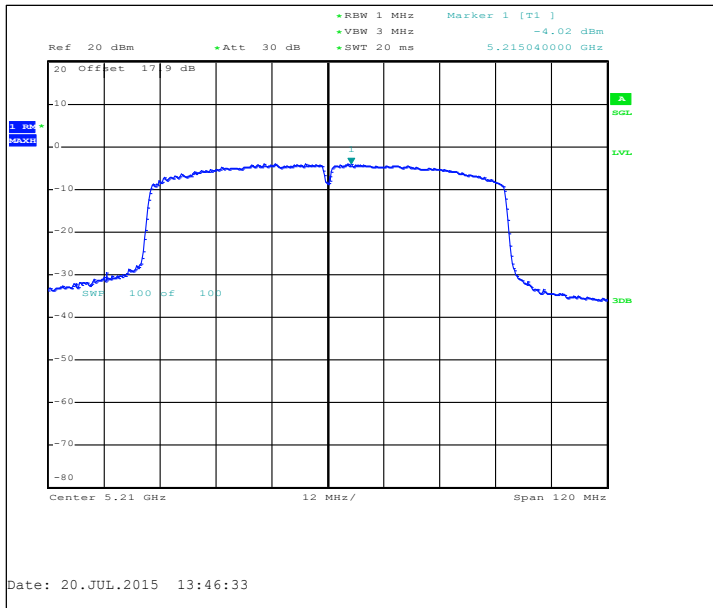
### 3.3.3 802.11ac MIMO mode, BPSK modulation, 29.3 / 32.5 Mbps data rate

Channel / f <sub>c</sub> [MHz]	Sum [dBm]	Main [dBm]	Aux [dBm]	Antenna Gain Main [dBi]	Antenna Gain Aux [dBi]	Antenna Gain DG [dBi]	Limit [dBm]	Limit adjusted [dBm]	Result
36-48 / 5210	-1.24	-4.5	-4.02	5	0.5	5	11	11	PASSED
52-64 / 5290	-1.37	-4.44	-4.32	5	0.5	5	11	11	PASSED
100-112 / 5530	-0.86	-4.16	-3.6	5	0.5	5	11	11	PASSED
149-161 / 5775	-4.76	-7.81	-7.74	5	0.5	5	30	30	PASSED

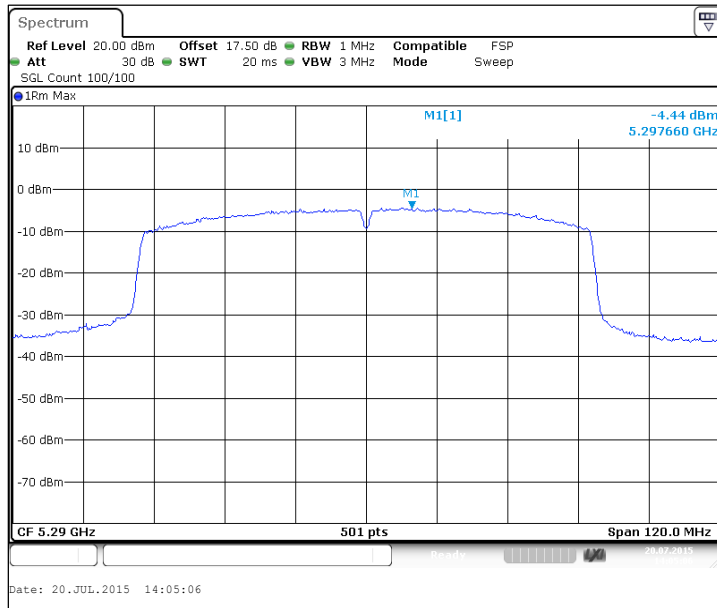
#### Main ( 36-48 / 5210)



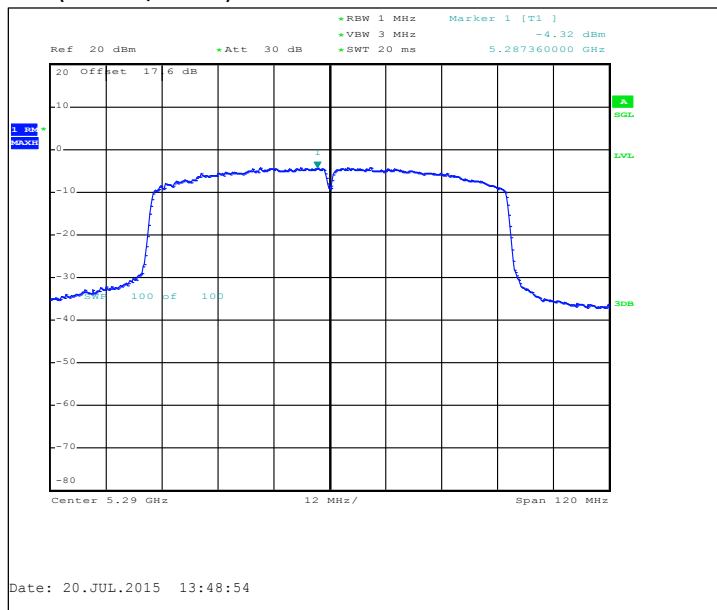
#### Aux ( 36-48 / 5210)



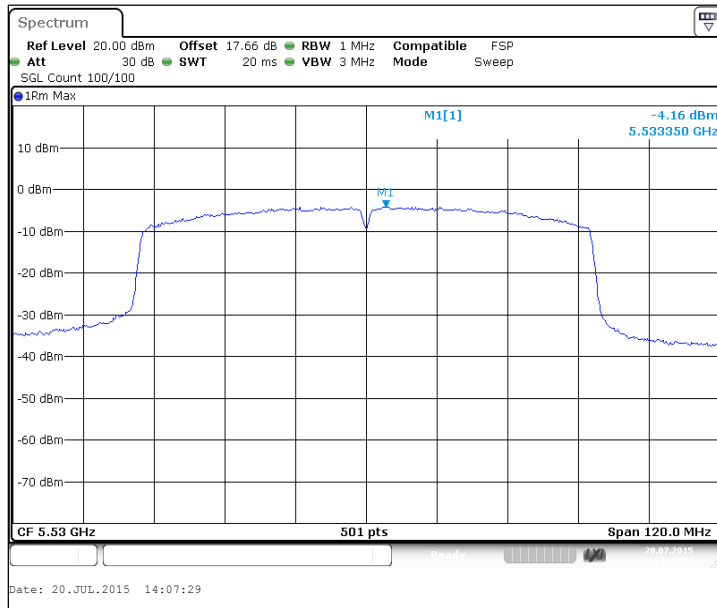
Main ( 52-64 / 5290)



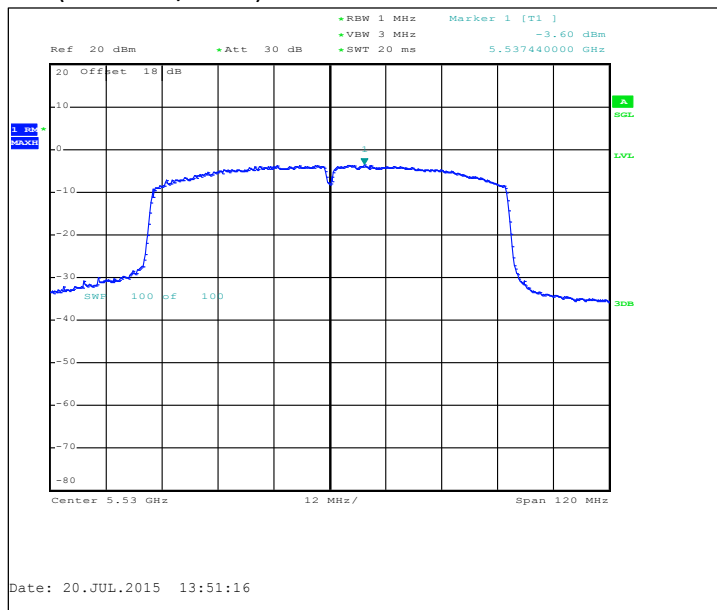
Aux ( 52-64 / 5290)



Main ( 100-112 / 5530)

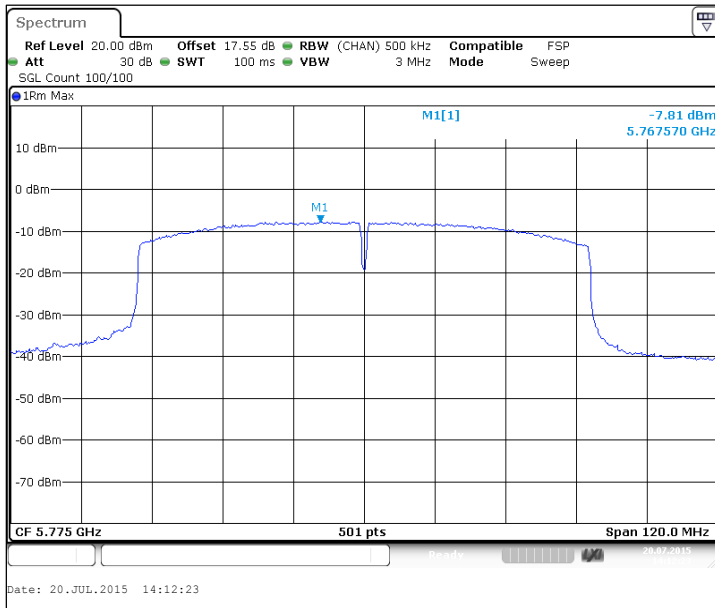


Aux ( 100-112 / 5530)

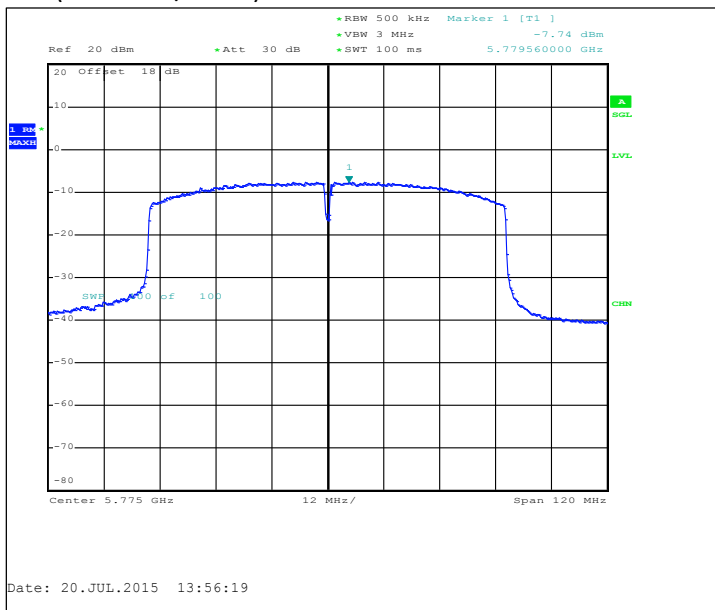




Main ( 149-161 / 5775)



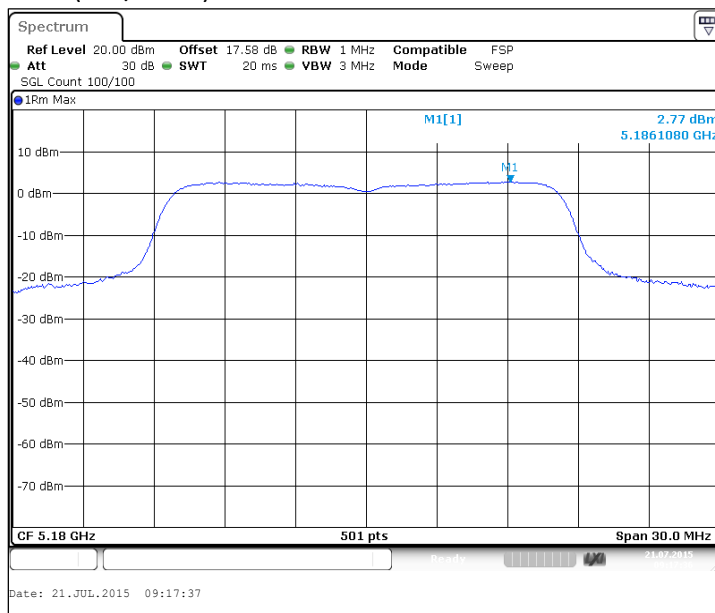
Aux ( 149-161 / 5775)



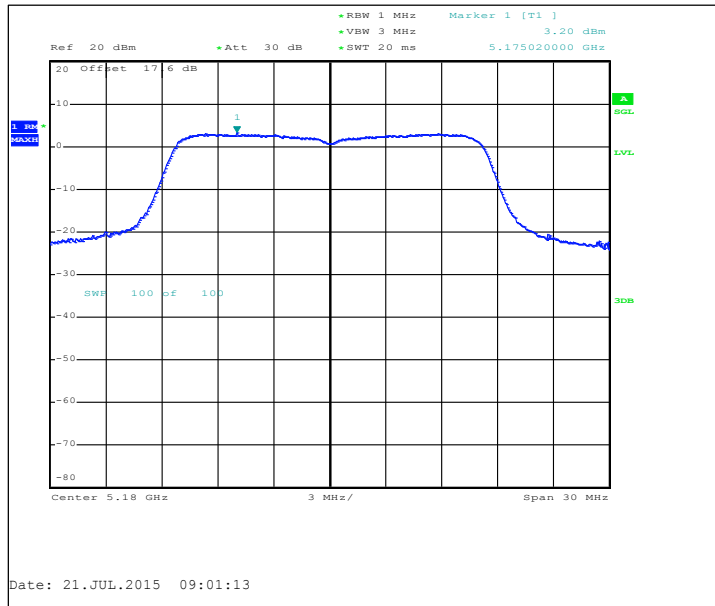
### 3.3.4 802.11a MIMO mode, 16QAM modulation, 24 Mbps data rate

Channel / f <sub>c</sub> [MHz]	Sum [dBm]	Main [dBm]	Aux [dBm]	Antenna Gain Main [dBi]	Antenna Gain Aux [dBi]	Antenna Gain DG [dBi]	Limit [dBm]	Limit adjusted [dBm]	Result
36 / 5180	6	2.77	3.2	5	0.5	5	11	11	PASSED
40 / 5200	5.93	2.51	3.29	5	0.5	5	11	11	PASSED
48 / 5240	6.04	2.62	3.4	5	0.5	5	11	11	PASSED
52 / 5260	6.08	2.76	3.36	5	0.5	5	11	11	PASSED
60 / 5300	5.82	2.59	3.01	5	0.5	5	11	11	PASSED
64 / 5320	6.01	2.8	3.2	5	0.5	5	11	11	PASSED
100 / 5500	6.26	2.92	3.56	5	0.5	5	11	11	PASSED
116 / 5580	6.31	2.98	3.59	5	0.5	5	11	11	PASSED
140 / 5700	6.59	3.33	3.82	5	0.5	5	11	11	PASSED
149 / 5745	4.04	0.47	1.52	5	0.5	5	30	30	PASSED
157 / 5785	3.96	0.9	1.01	5	0.5	5	30	30	PASSED
165 / 5825	3.88	0.33	1.35	5	0.5	5	30	30	PASSED

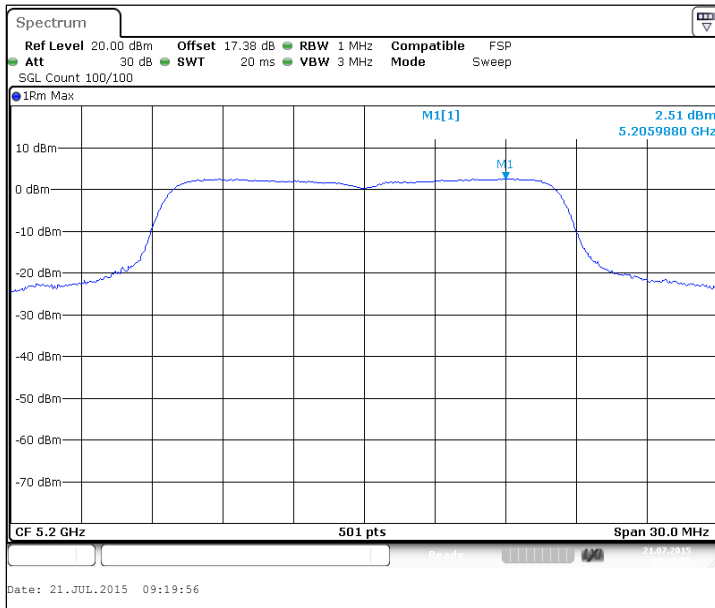
#### Main ( 36 / 5180)



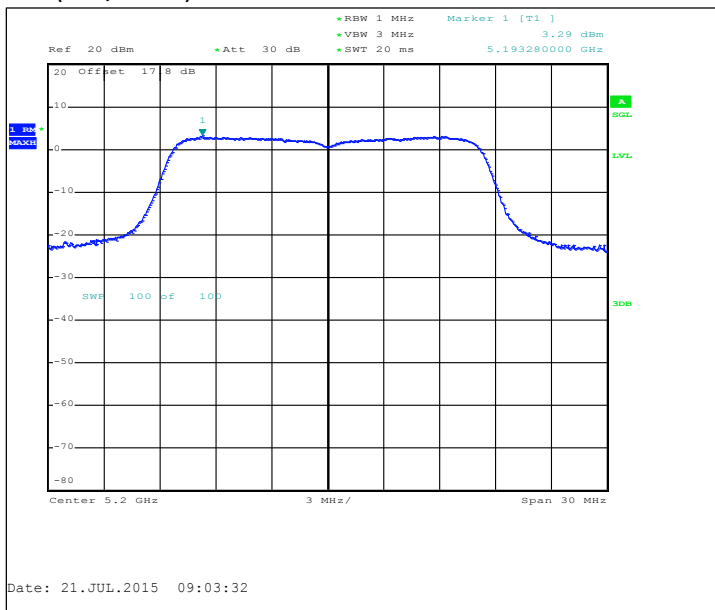
Aux ( 36 / 5180)



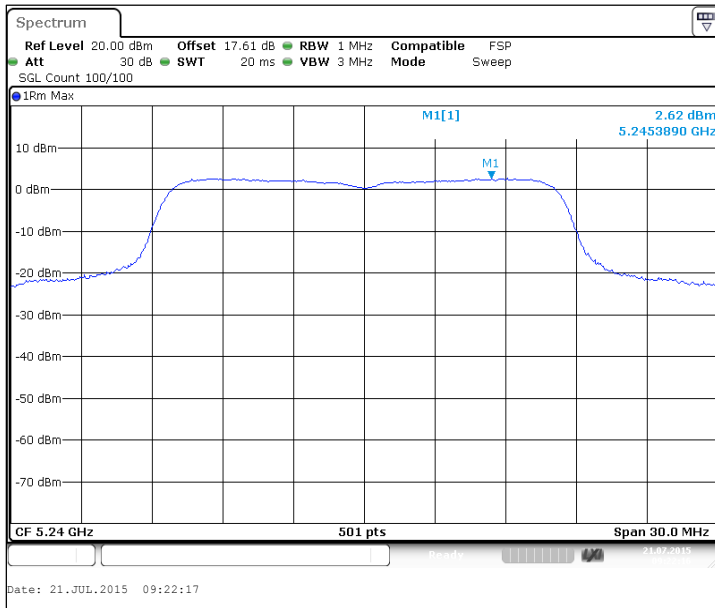
Main ( 40 / 5200)



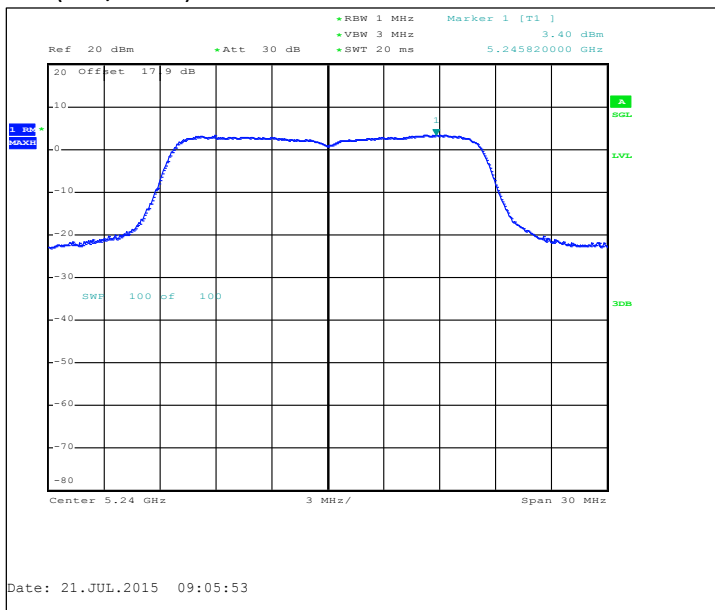
Aux ( 40 / 5200)



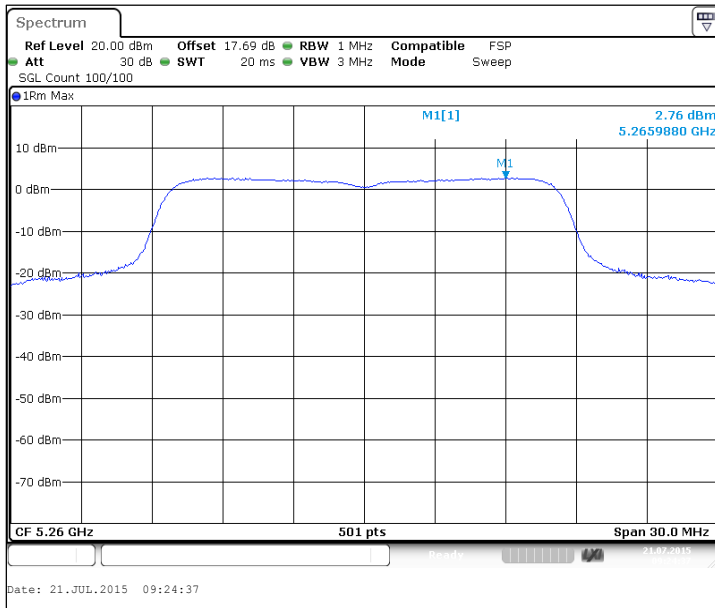
Main ( 48 / 5240)



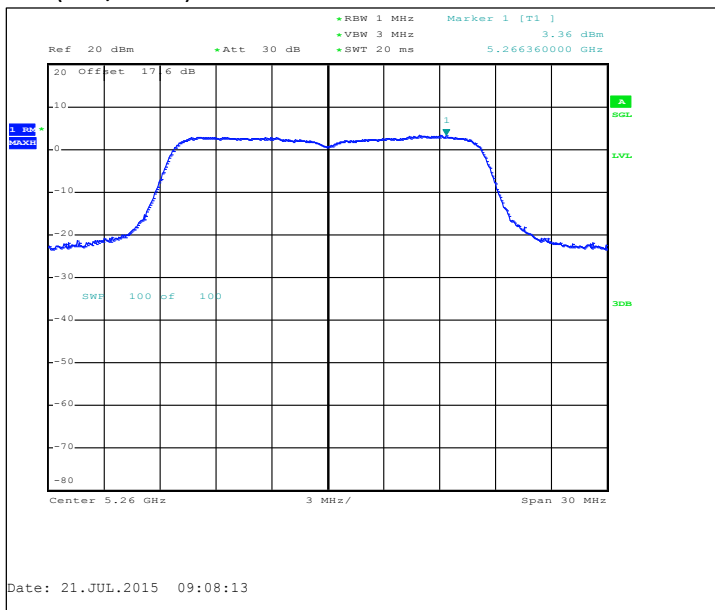
Aux ( 48 / 5240)



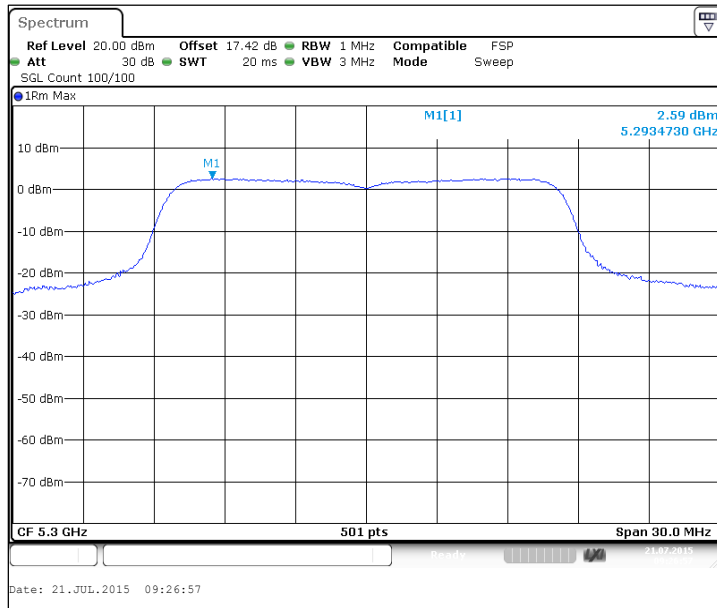
Main ( 52 / 5260)



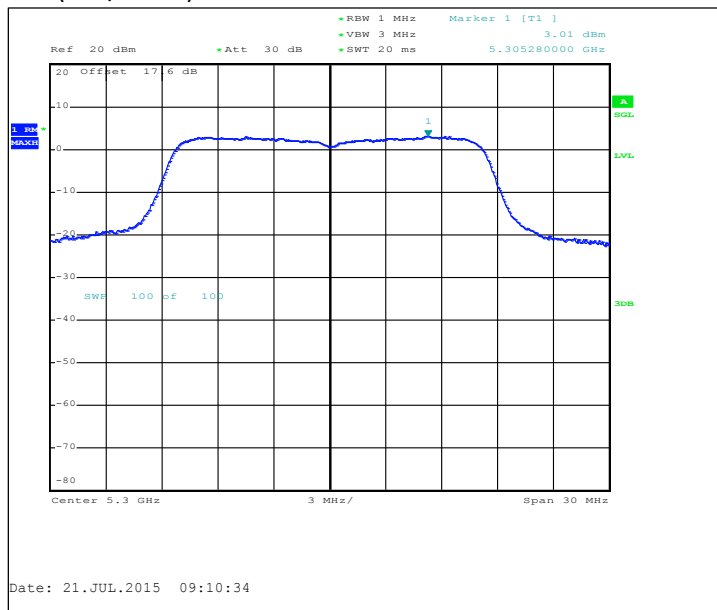
Aux ( 52 / 5260)



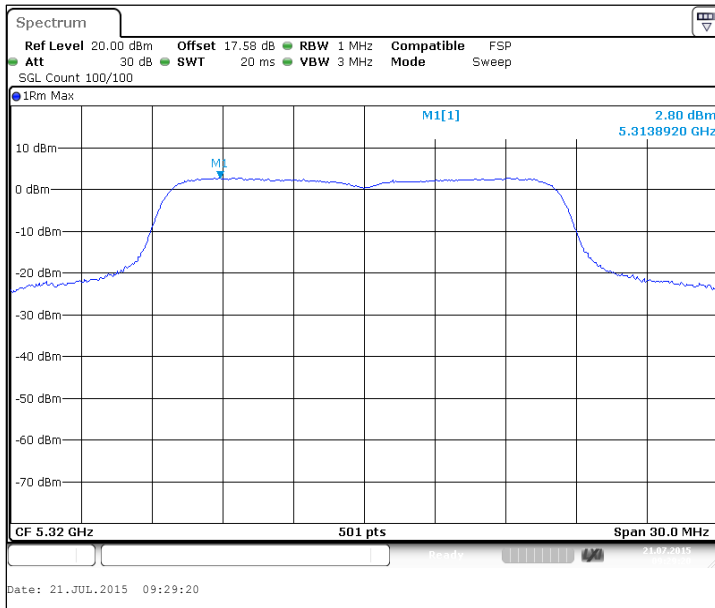
Main ( 60 / 5300)



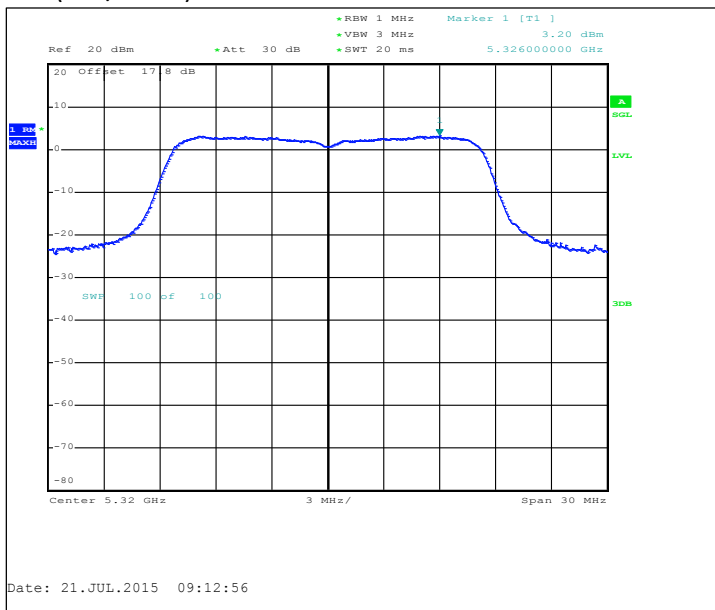
Aux ( 60 / 5300)



Main ( 64 / 5320)

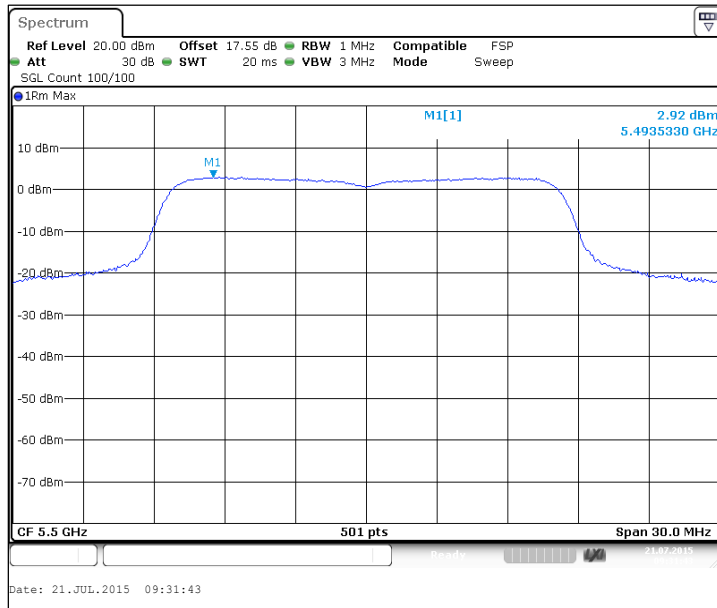


Aux ( 64 / 5320)

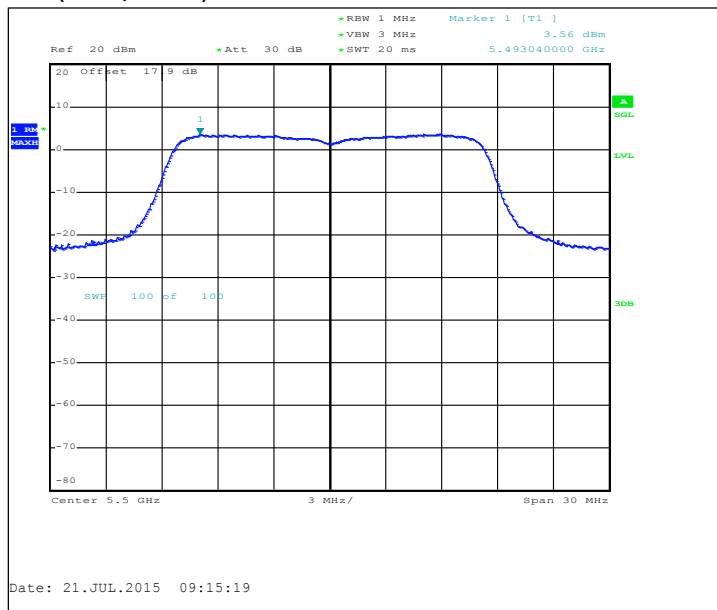




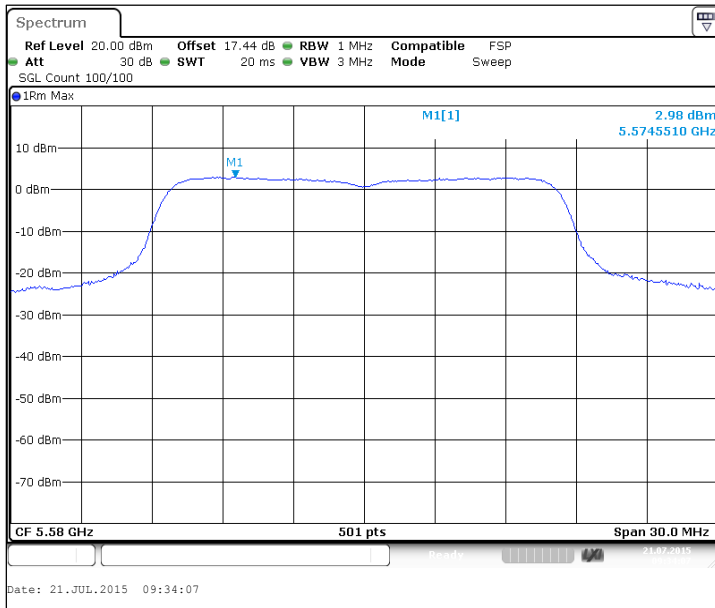
Main ( 100 / 5500)



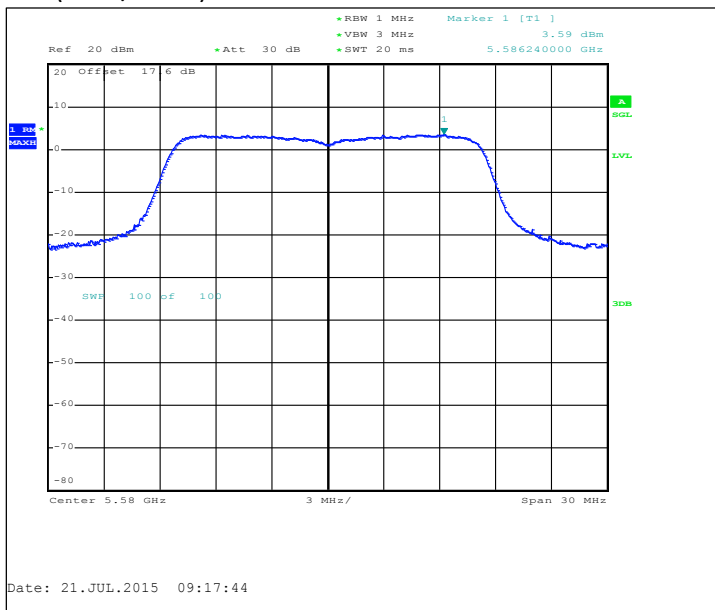
Aux ( 100 / 5500)



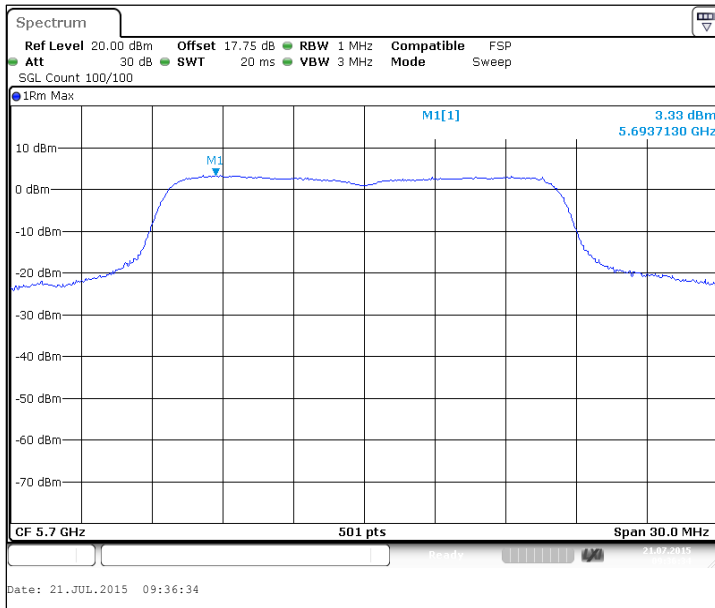
Main ( 116 / 5580)



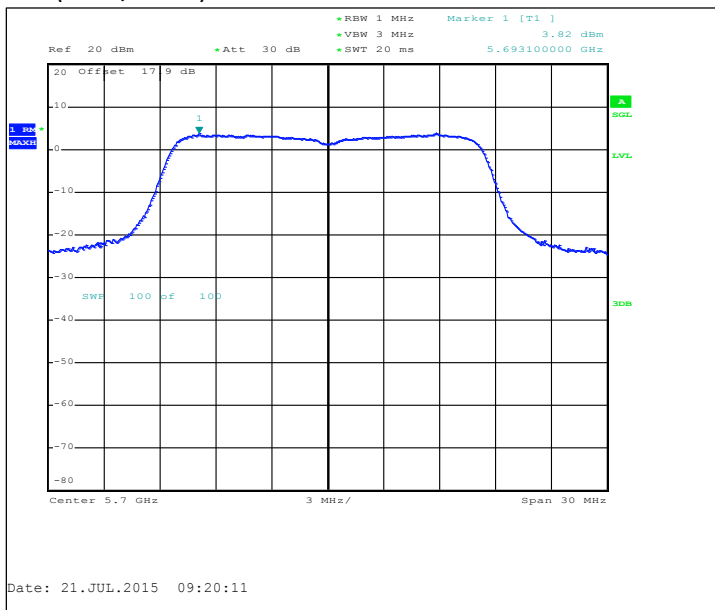
Aux ( 116 / 5580)



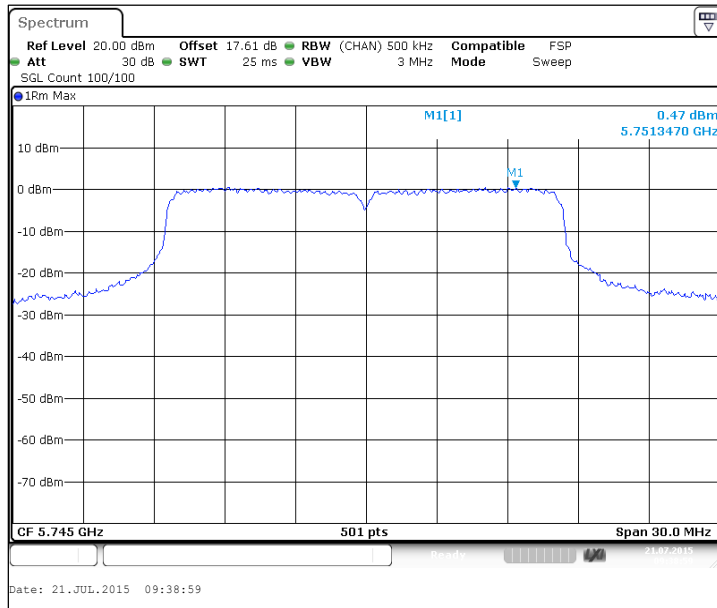
Main ( 140 / 5700)



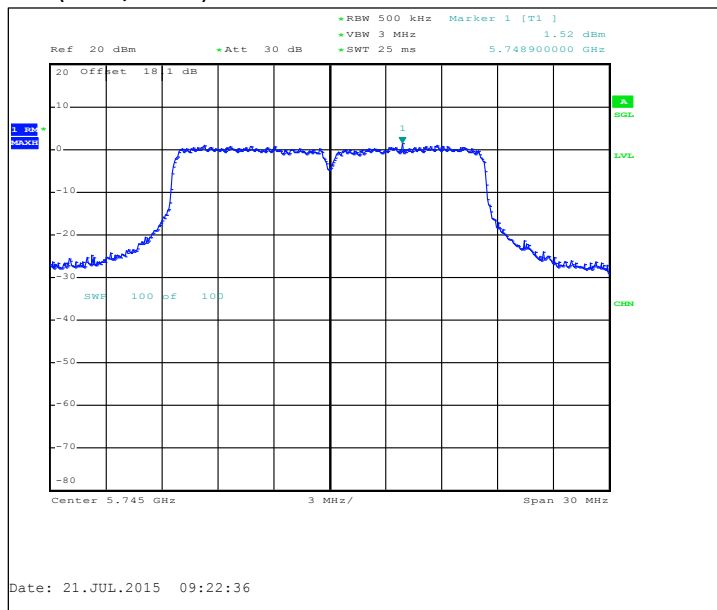
Aux ( 140 / 5700)



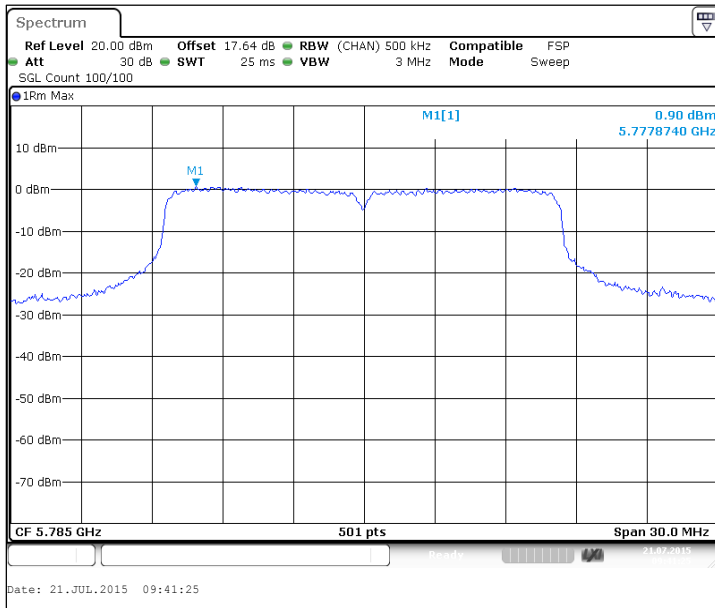
Main ( 149 / 5745)



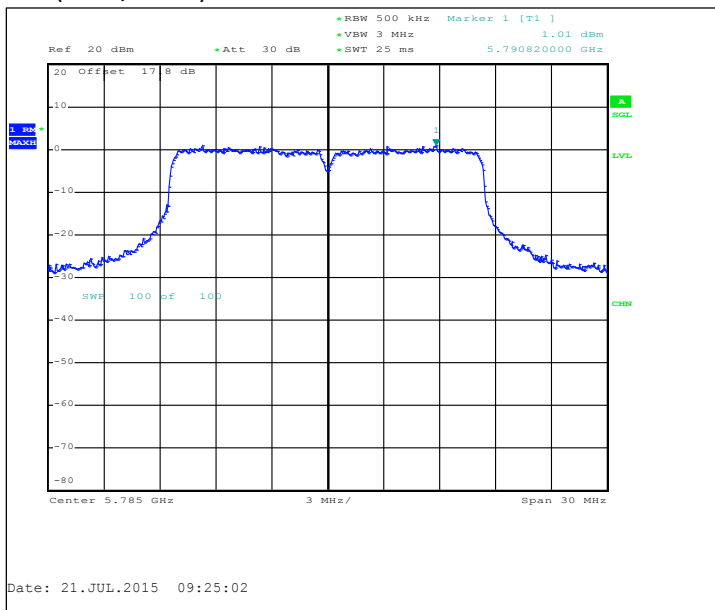
Aux ( 149 / 5745)



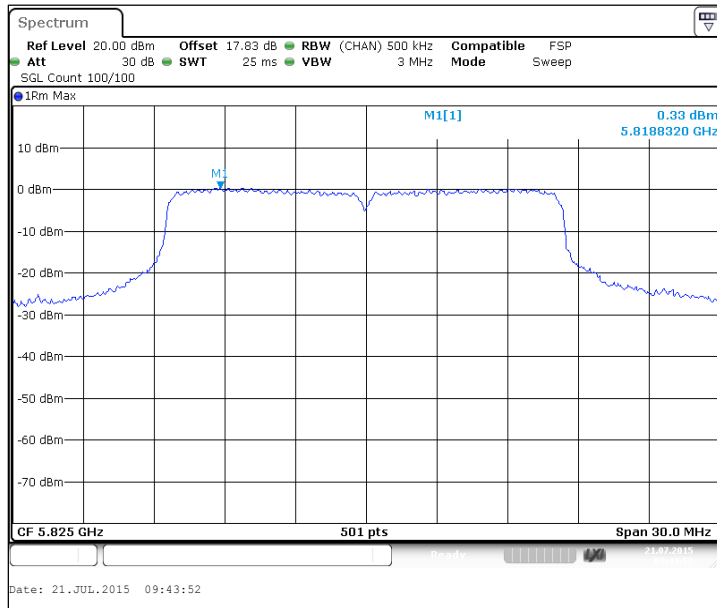
Main ( 157 / 5785)



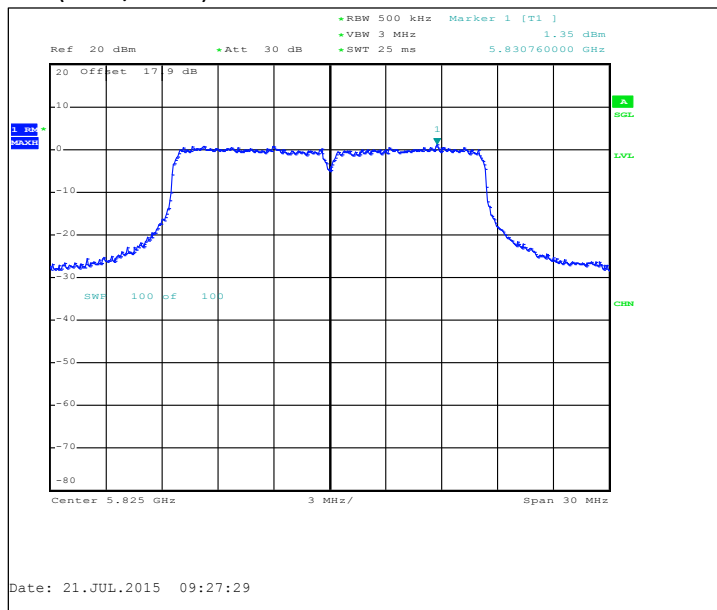
Aux ( 157 / 5785)



Main ( 165 / 5825)



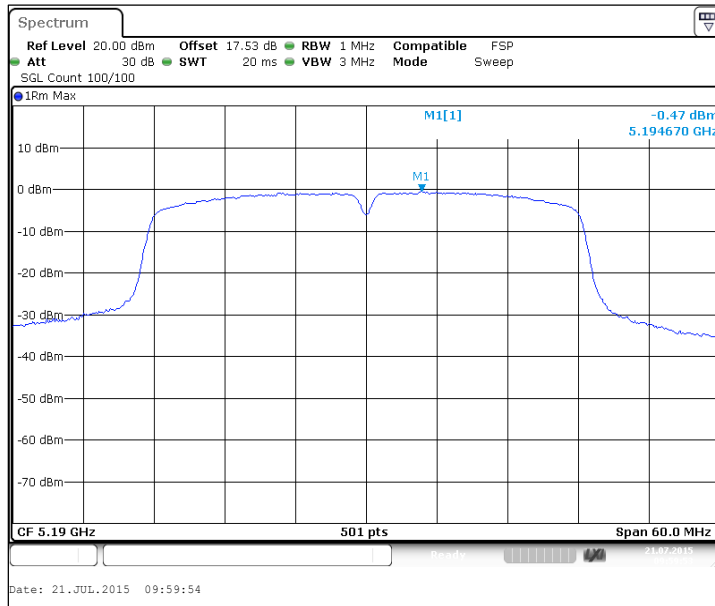
Aux ( 165 / 5825)



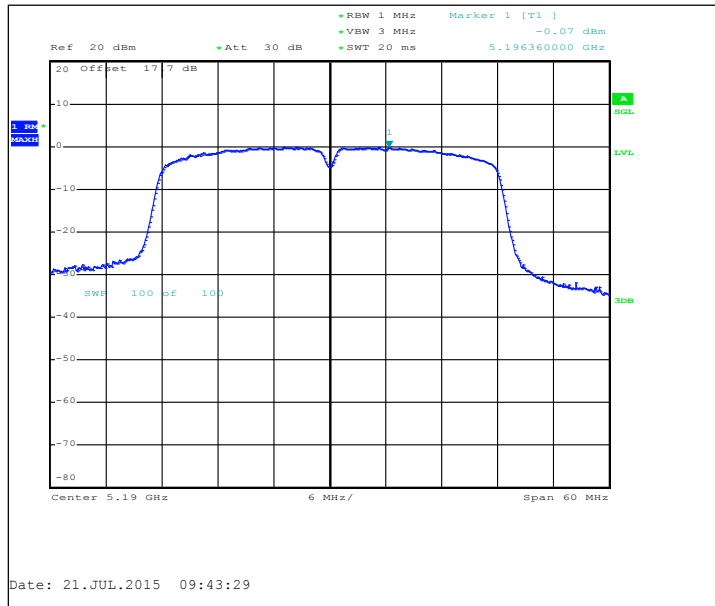
### 3.3.5 802.11n MIMO mode, QPSK modulation, 27.0 / 30.0 Mbps data rate

Channel / f <sub>c</sub> [MHz]	Sum [dBm]	Main [dBm]	Aux [dBm]	Antenna Gain Main [dBi]	Antenna Gain Aux [dBi]	Antenna Gain DG [dBi]	Limit [dBm]	Limit adjusted [dBm]	Result
36+40 / 5190	2.75	-0.47	-0.07	5	0.5	5	11	11	PASSED
44+48 / 5230	2.76	-0.73	0.18	5	0.5	5	11	11	PASSED
52+56 / 5270	2.91	-0.49	0.26	5	0.5	5	11	11	PASSED
60+64 / 5310	2.8	-0.73	0.26	5	0.5	5	11	11	PASSED
100+104 / 5510	3.05	-0.46	0.49	5	0.5	5	11	11	PASSED
108+112 / 5550	3.09	-0.33	0.46	5	0.5	5	11	11	PASSED
132+136 / 5670	3.06	-0.44	0.49	5	0.5	5	11	11	PASSED
149+153 / 5755	-0.03	-3.35	-2.76	5	0.5	5	30	30	PASSED
157+161 / 5795	0.33	-3.23	-2.2	5	0.5	5	30	30	PASSED

#### Main ( 36+40 / 5190)

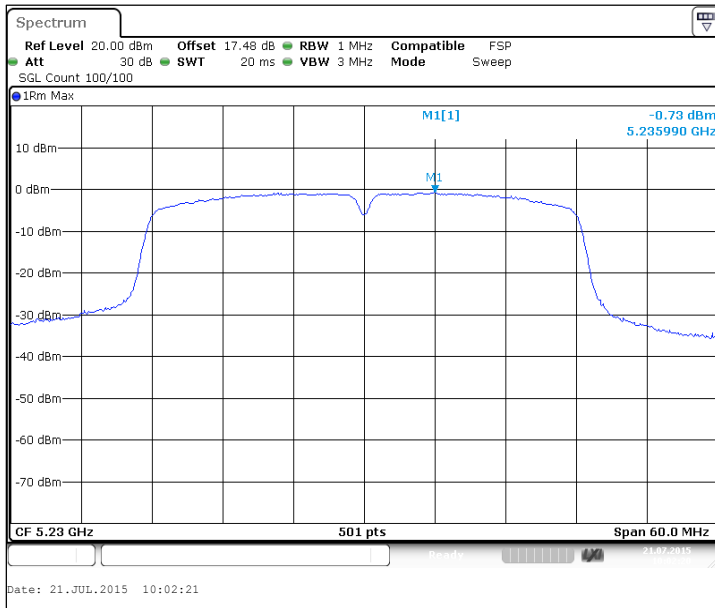


Aux ( 36+40 / 5190)

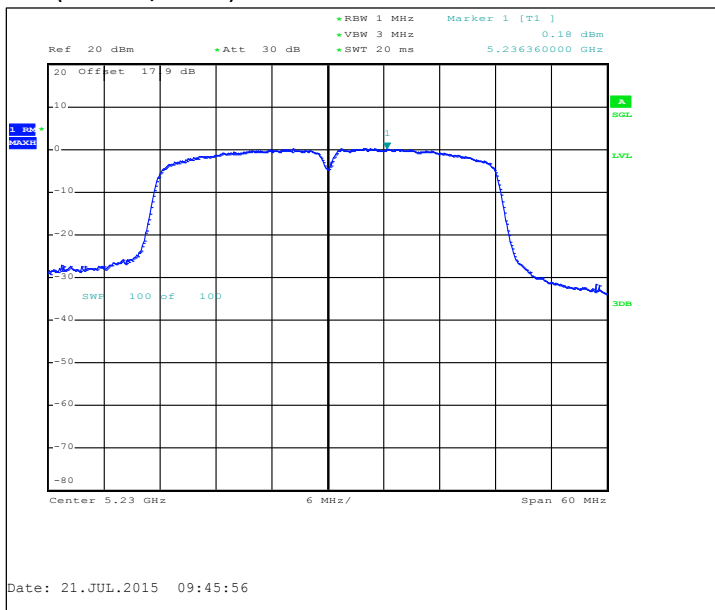




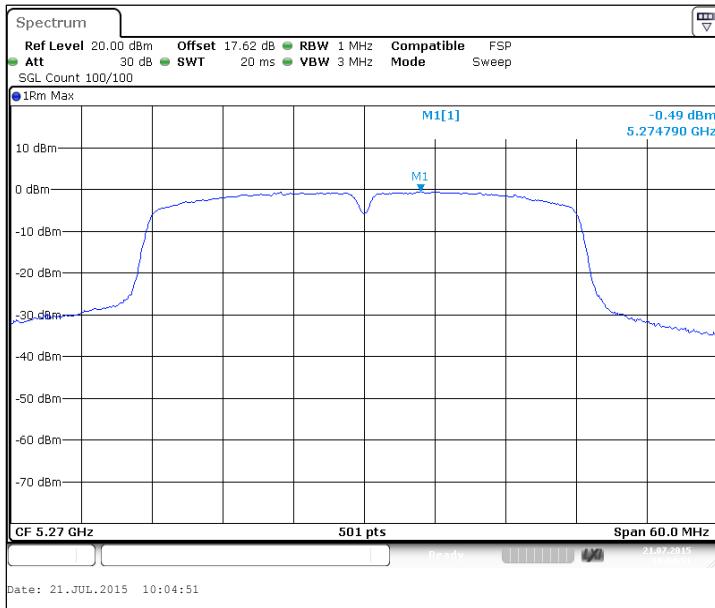
Main ( 44+48 / 5230)



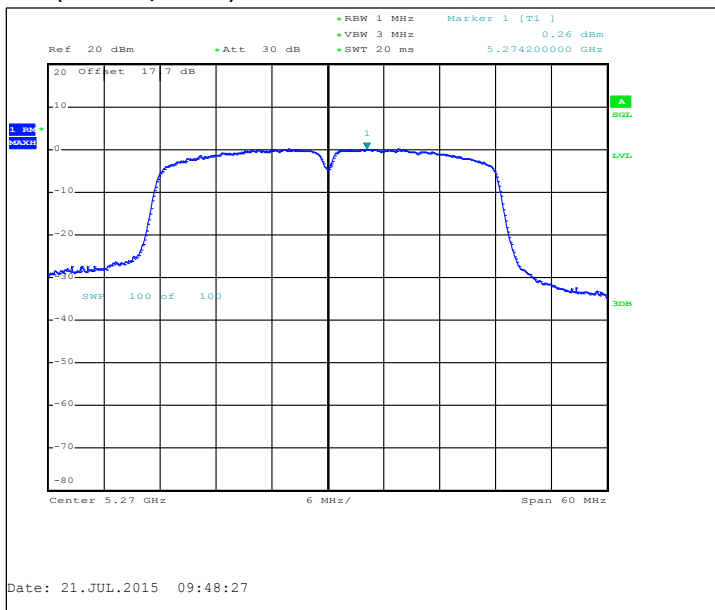
Aux ( 44+48 / 5230)



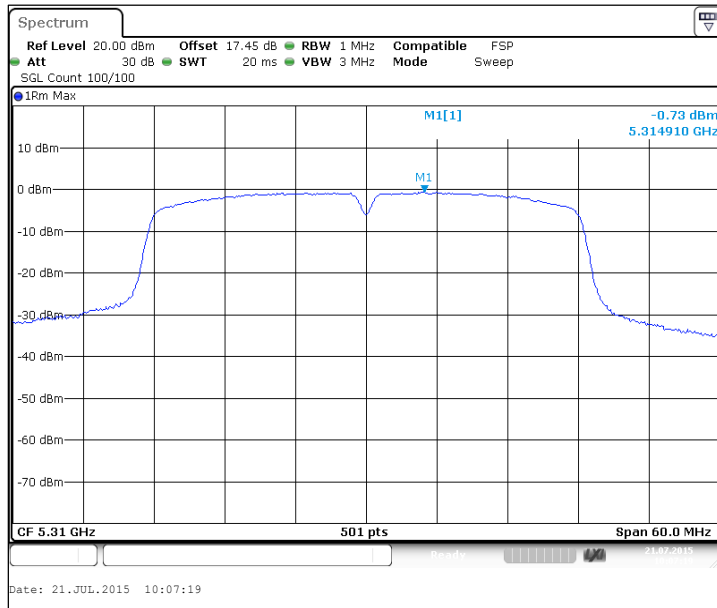
Main ( 52+56 / 5270)



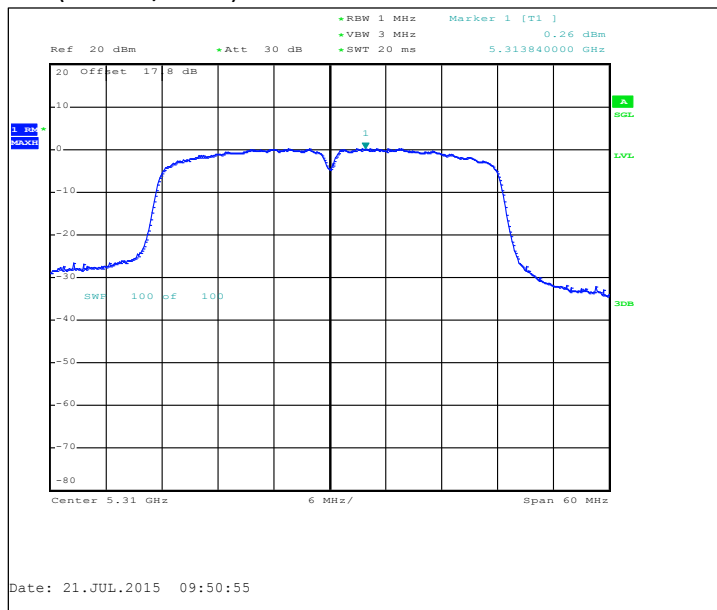
Aux ( 52+56 / 5270)



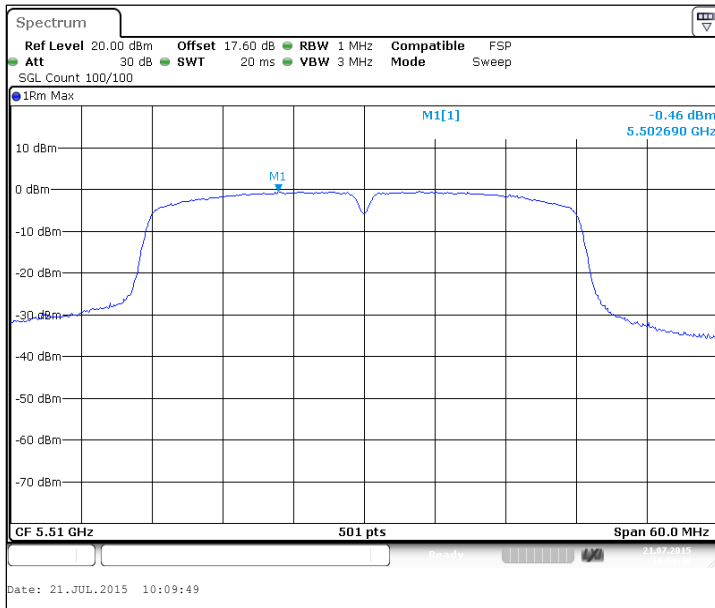
Main ( 60+64 / 5310)



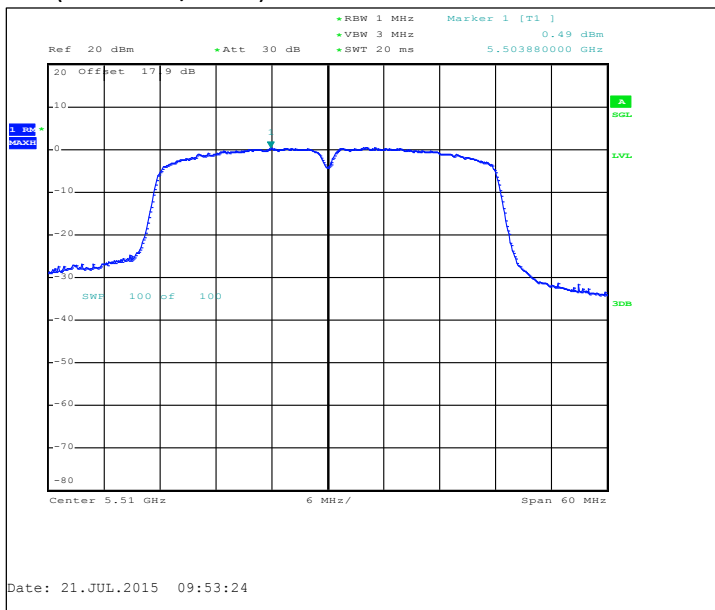
Aux ( 60+64 / 5310)



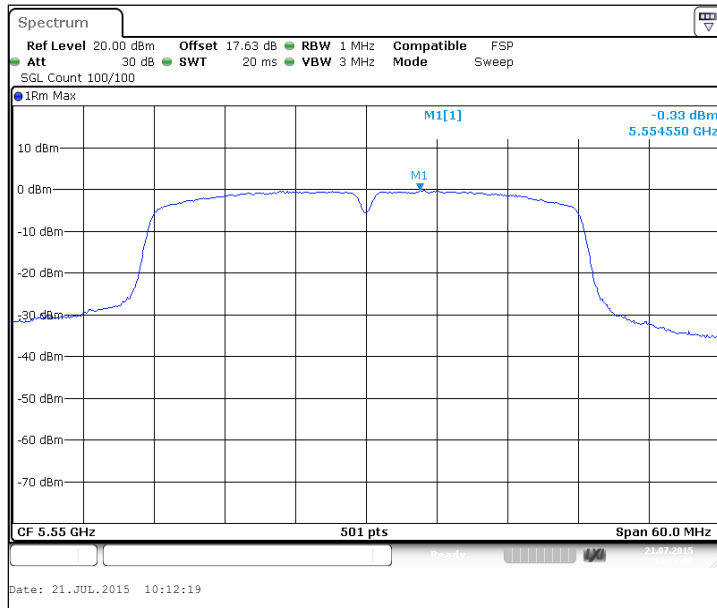
Main ( 100+104 / 5510)



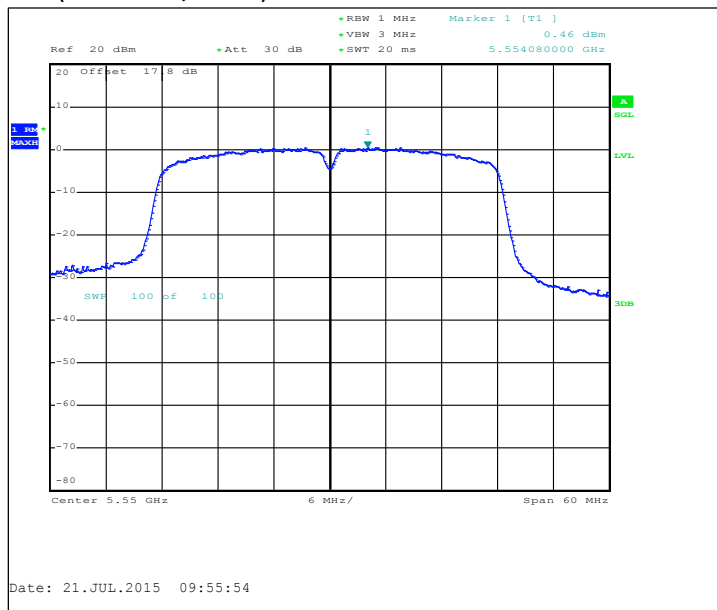
Aux ( 100+104 / 5510)



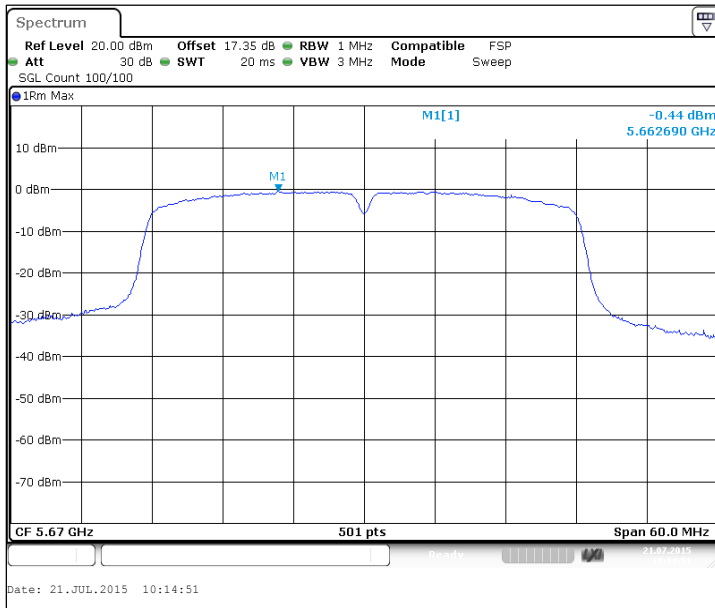
Main ( 108+112 / 5550)



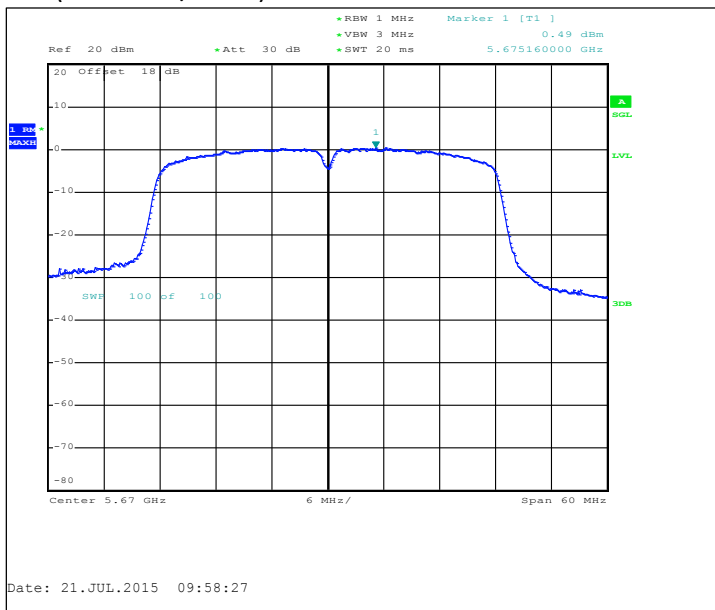
Aux ( 108+112 / 5550)



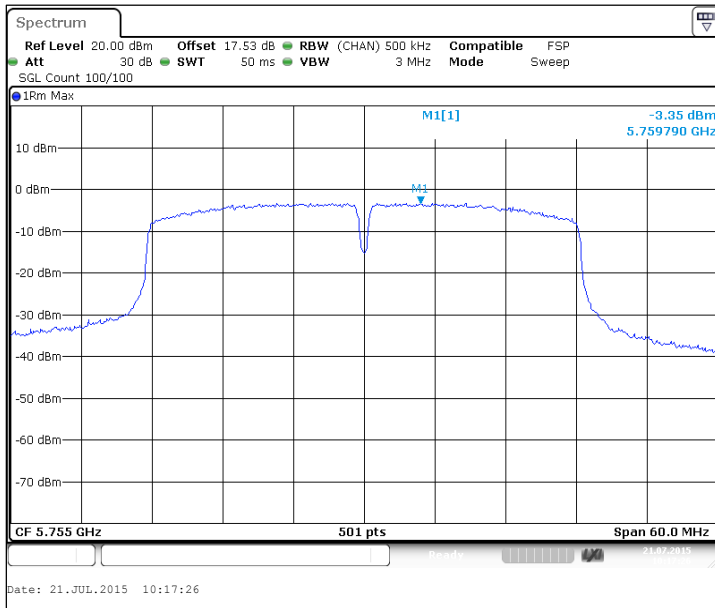
Main ( 132+136 / 5670)



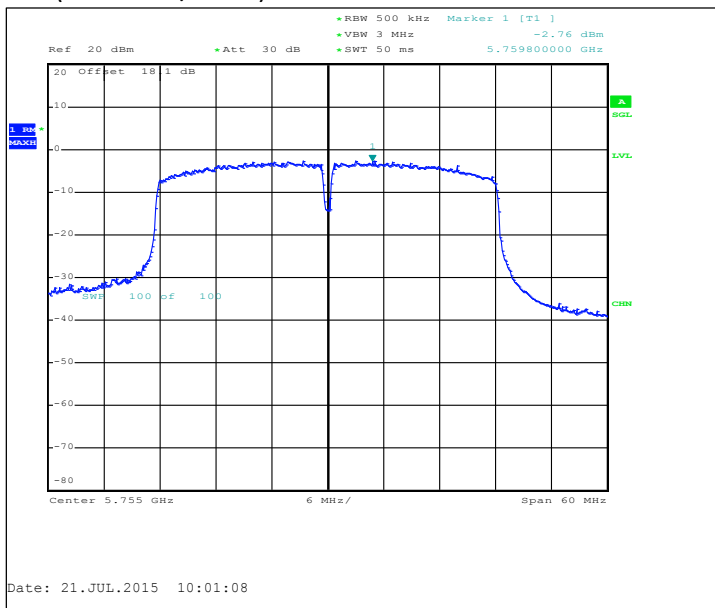
Aux ( 132+136 / 5670)



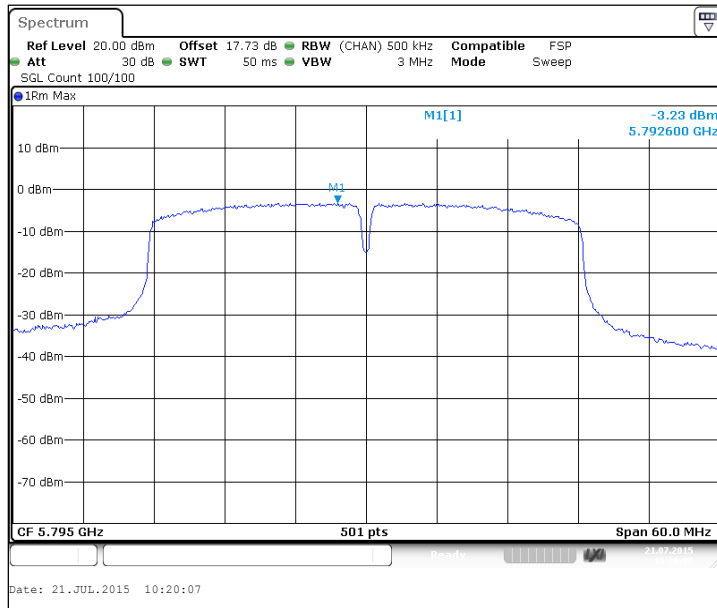
Main ( 149+153 / 5755)



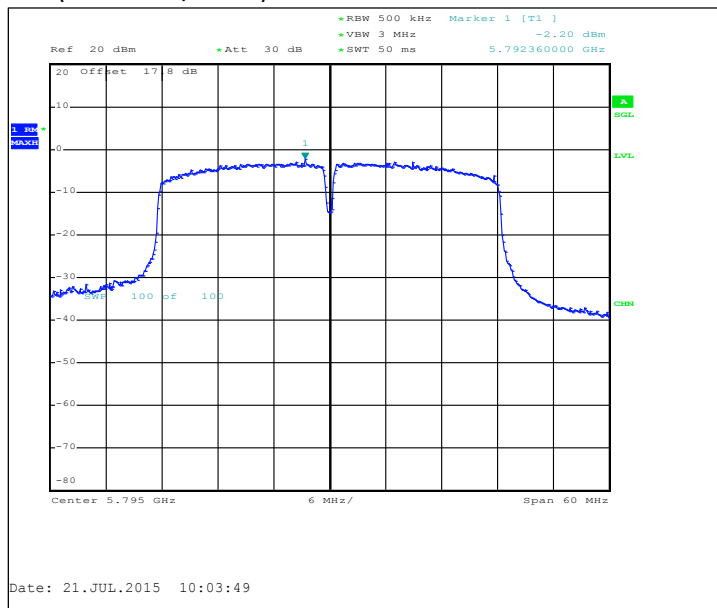
Aux ( 149+153 / 5755)



Main ( 157+161 / 5795)



Aux ( 157+161 / 5795)

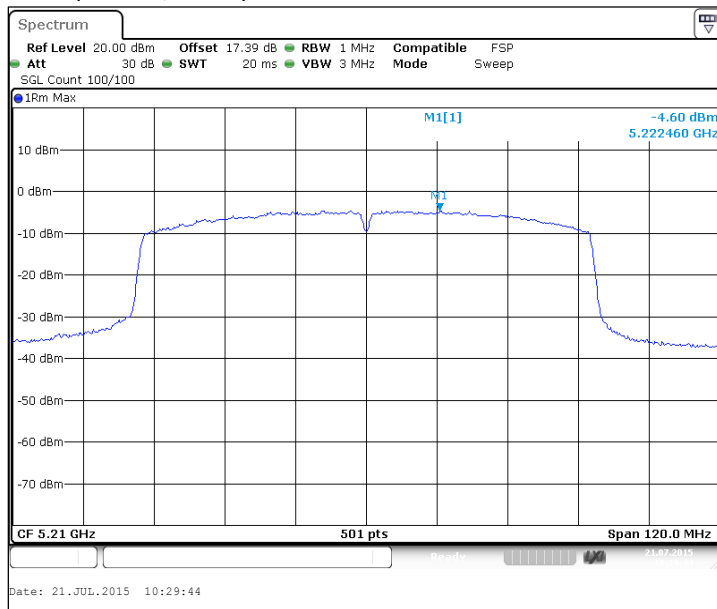




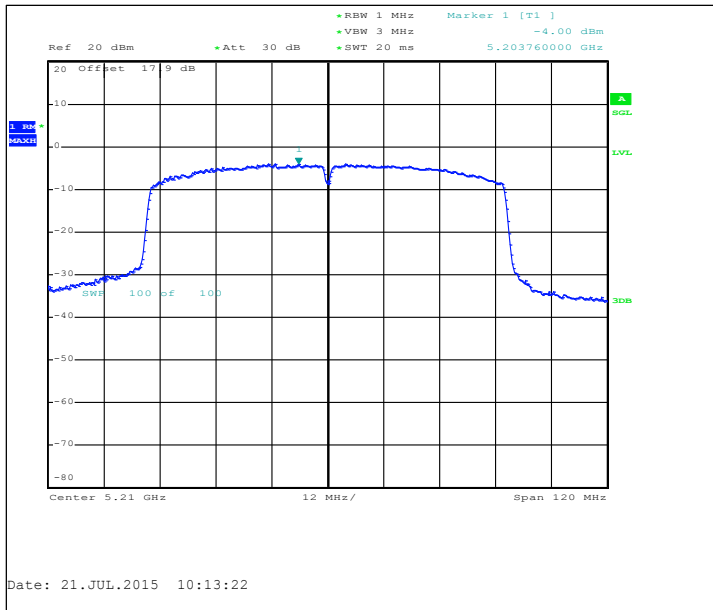
### 3.3.6 802.11ac MIMO mode, QPSK modulation, 58.5 / 65.0 Mbps data rate

Channel / f <sub>c</sub> [MHz]	Sum [dBm]	Main [dBm]	Aux [dBm]	Antenna Gain Main [dBi]	Antenna Gain Aux [dBi]	Antenna Gain DG [dBi]	Limit [dBm]	Limit adjusted [dBm]	Result
36-48 / 5210	-1.28	-4.6	-4	5	0.5	5	11	11	PASSED
52-64 / 5290	-1.25	-4.51	-4.02	5	0.5	5	11	11	PASSED
100-112 / 5530	-0.87	-4.05	-3.72	5	0.5	5	11	11	PASSED
149-161 / 5775	-4.78	-7.87	-7.72	5	0.5	5	30	30	PASSED

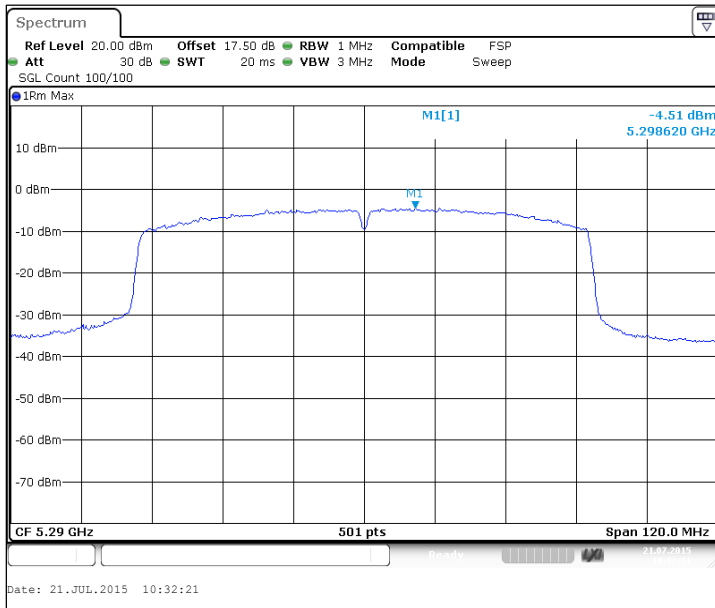
#### Main ( 36-48 / 5210)



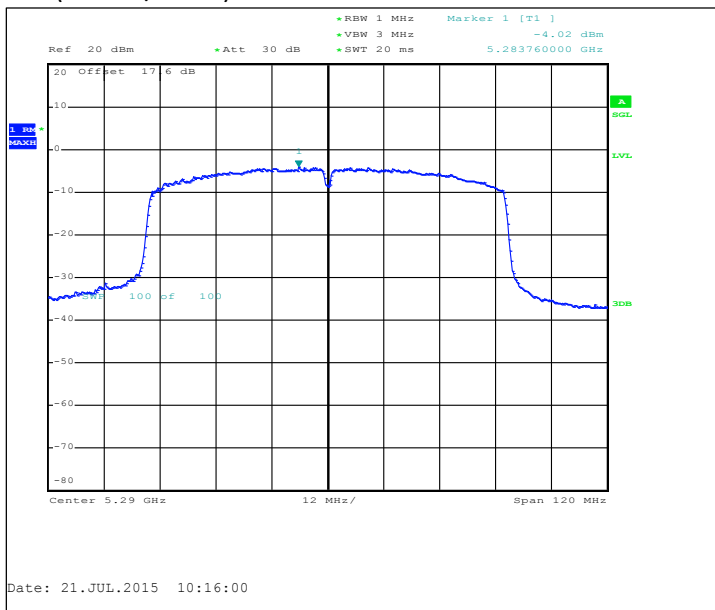
#### Aux ( 36-48 / 5210)



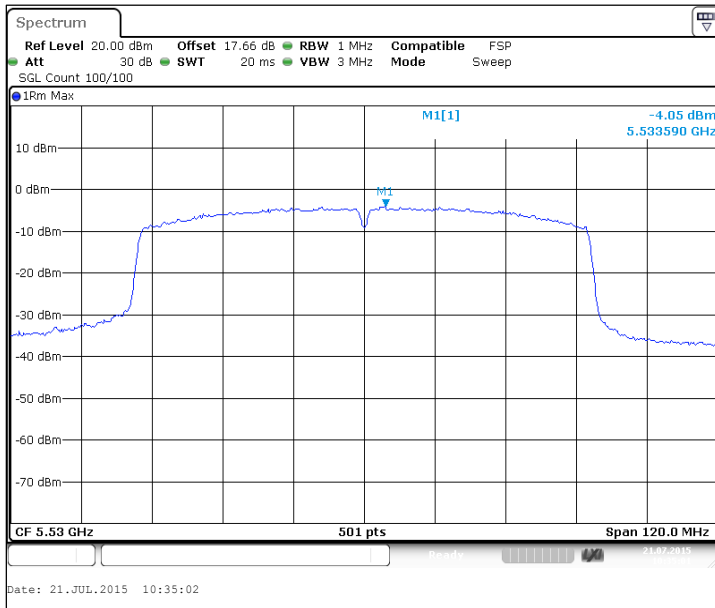
Main ( 52-64 / 5290)



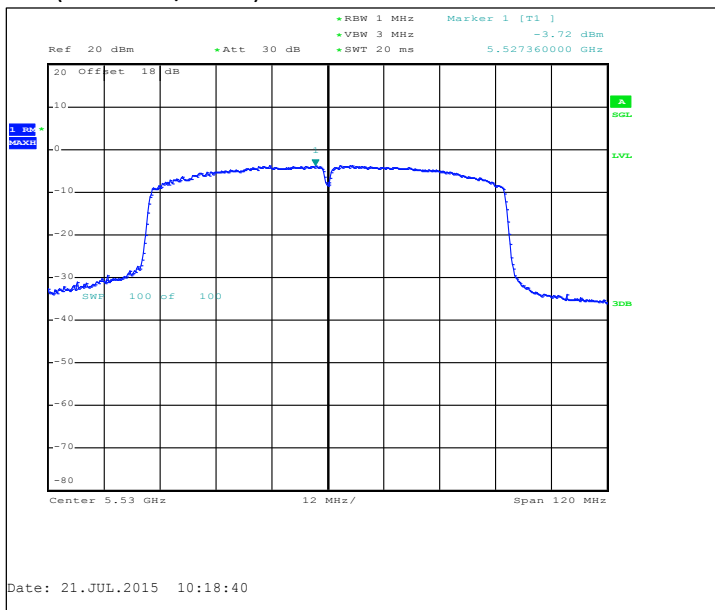
Aux ( 52-64 / 5290)



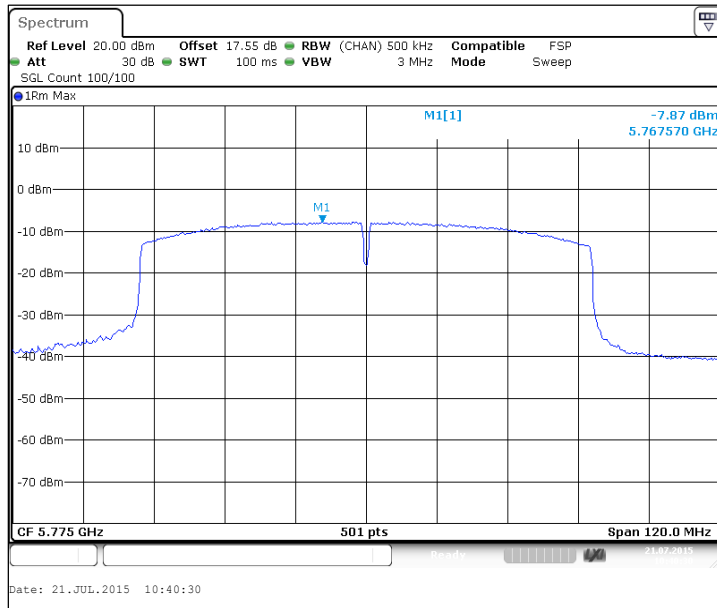
Main ( 100-112 / 5530)



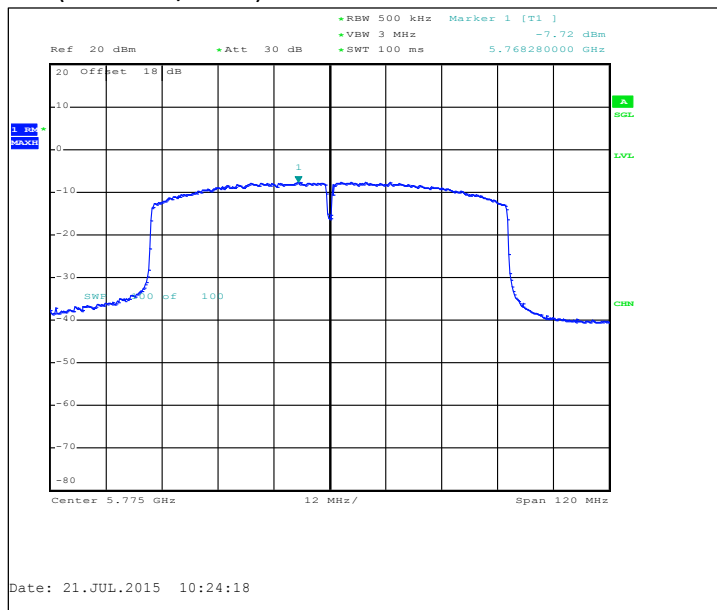
Aux ( 100-112 / 5530)



Main ( 149-161 / 5775)



Aux ( 149-161 / 5775)



## 4. Test Equipment

### 4.1. Conducted measurements

Eq. No	Equipment	Type	Manufacturer	Used in
6039	USB Interface	5541765	Testo	22/24/27, 15C, 15B
6044	V-network	ESH3-Z6	R&S	-
2059	V-network	ESH3-Z6	R&S	-
1759	LISN 50 µH	ESH3-Z5	R&S	22/24/27, 15C, 15B
2097	Pulse Limiter	ESH3-Z2	R&S	22/24/27, 15C, 15B
1999	Receiver	ESIB26	R&S	22/24/27, 15C, 15B
2180	Communication Tester	CMU200	R&S	22/24/27, 15C, 15B
2390	Directional Coupler	DC2600	AR	-
-	RF immunity / Emission Software	EMC32	R&S	22/24/27, 15C, 15B
2060	LISN 50 µH	ESH3-Z5	R&S	15C, 15B
1759	LISN 50 µH	ESH3-Z5	R&S	15C, 15B
2039	Power Supply	PL330QMD	Thurlby	15C, 15B
6036	Data Logger	175-H2	Testo	22/24/27, 15C, 15B
2359	Temperature Test Chamber	VT4002	Vötsch	22/24/27
2352	Spectrum Analyzer	FSP-30	R&S	22/24/27, 15C
6109	Communication Tester	CMU200	R&S	22/24/27, 15C
6246	Power Supply	66332A	HP	22/24/27, 15C
1992	Signal Generator	83630B	Agilent	15C, 15B
6098	Signal Generator	8648C	Agilent	-
6046	Attenuator 10dB	8493C	Agilent	22/24/27, 15C
6047	Attenuator 20dB	8493C	Agilent	22/24/27, 15C
6045	Power splitter	11667B	Agilent	22/24/27, 15C
6247	Communication Tester	CBT	R&S	22/24/27, 15C 15B
6052	Communication Tester	CMU200	R&S	22/24/27, 15C 15B
6248	Power Supply	6632B	-	22/24/27, 15C 15B
6106	Spectrum Analyzer	FSP-30	R&S	22/24/27, 15C 15B
6113	Signal Generator	SMF100A	R&S	22/24/27, 15C 15B
6202	Temperature Test Chamber	VT4002	Vötsch	22/24/27, 15C 15B
6122	Power Splitter	11667B	Agilent	22/24/27, 15C 15B
6134	Attenuator 10dB	BW-S10-2W263+	Mini-Circuits	22/24/27, 15C
6136	Attenuator 20dB	BW-S20-2W263+	Mini-Circuits	22/24/27, 15C
6103	Bluetooth tester	CBT	R&S	22/24/27, 15C 15B
6250	Power Supply	6651A	Agilent	22/24/27, 15C 15B
6108	Communication Tester	CMU200	R&S	22/24/27, 15C 15B
6105	Spectrum Analyzer	FSV-30	R&S	22/24/27, 15C 15B
6251	Temperature Test Chamber	VT4002	Vötsch	22/24/27, 15C 15B
6243	Power Splitter	1167B	Agilent	22/24/27, 15C 15B
6245	Attenuator 10dB	BW-S10-2W263+	Mini-Circuits	22/24/27, 15C 15B
6244	Attenuator 20dB	BW-S20-2W263+	Mini-Circuits	22/24/27, 15C 15B

### 4.2. Radiated measurements

Eq. No	Equipment	Type	Manufacturer	Used in
2388	Bluetooth Tester	CBT	R&S	15B
10479	Communication Tester	CMW500	R&S	22/24/27, 15C, 15B
2347	Communication Tester	CMU200	R&S	22/24/27, 15C, 15B
2009	Signal Generator	SMP 20	R&S	22/24/27, 15C, 15B
2348	Controller	G-1000DXC	Yaesu	22/24/27, 15C, 15B
2349	Computer Controller	g-1000DXC	Yaesu	22/24/27, 15C, 15B
2116	Controller	EMCO 2090	ETS	22/24/27, 15C, 15B
2109	Power Supply	PL330QMD	Thurlby	22/24/27, 15C, 15B

Eq. No	Equipment	Type	Manufacturer	Used in
2353	Receiver	ESIB26	R&S	22/24/27, 15C, 15B
6115	Open switch and control unit	OSP 130	R&S	22/24/27, 15C 15B
6116	Open switch and control unit	OSP 150	R&S	22/24/27, 15C 15B
6117	Open switch and control unit	OSP 150	R&S	22/24/27, 15C 15B
6131	Notch Filter	WRCT902.4-0.4/40-8SS	Wainwright	22/24/27, 15C 15B
6130	Notch Filter	WRCD1880-1.1.25/50-10SS	Wainwright	22/24/27
6159	Band Reject Filter	WRCD1747.8-0.4/40-5SS	Wainwright	22/24/27, 15C, 15B
6158	Band Reject Filter	WRCT836.6-0.4/40-8SS	Wainwright	22/24/27, 15C, 15B
6197	Band Reject Filter	WRCJV2531/2539-2523/2547-60/12SS	Wainwright	22/24/27, 15C, 15B
2231	Band Reject Filter	WRCG1947/1953-1940/1960-40/6SS	Wainwright	22/24/27, 15C, 15B
2391	Band Reject Filter	WRCG1729.4/1735.4-1722.4/1742.4-40/6SS	Wainwright	27
2386	Band Reject Filter	WRCG1764.4/1770.4-1760.4/1774.4-40/6SS	Wainwright	22/24/27, 15C, 15B
2385	Band Reject Filter	WRCG1744.4/1750.4-1740.4/1754.4-40/6SS	Wainwright	22/24/27, 15C, 15B
2357	Band Reject Filter	WRCG2400/2483-2390/2493-35/10SS	Wainwright	15C
2188	Preamplifier	AFS4-00100300-20-23P-6	Miteq	22/24/27, 15C, 15B
6195	High Pass Filter	-	Wainwright	22/24/27, 15C, 15B
2364	Band Reject Filter	WRCG1877/1883 - 1870/1890-40/6SS	Wainwright	24
2361	Anechoic Chamber	3 m Semi / Full Anechoic Chamber	Euroshield	22/24/27, 15C, 15B
6212	Antenna Array system	-	TCC	22/24/27, 15C, 15B
-	RF immunity / Emission Software	EMC32	R&S	22/24/27, 15C, 15B
6089	Antenna	HFH2-Z2	R&S	15C, 15B
2027	CDN	M2 (modified) DC1	MEB	22/24/27, 15C, 15B
2028	CDN	M3 (modified) DC2	MEB	22/24/27, 15C, 15B
2176	CDN	CDN 801-M3	Lüthi	22/24/27, 15C, 15B
2135	CDN	CDN 801-M3	Lüthi	22/24/27, 15C, 15B
2029	Power Supply	PL330	Thurlby	22/24/27, 15C
6038	Data Logger	Testo 580	Testo	22/24/27, 15C, 15B
6037	Data Logger	175-H2	Testo	22/24/27, 15C, 15B
6039	USB Interface	5541765	Testo	22/24/27, 15C, 15B

## END OF REPORT