

FCC Part 15B Compliance Test Report

Test Report no.:	FCC15B_RM-1085_10.docx	Date of Report:	02-Oct-2015
Number of pages:	11	Customer's Contact person:	Tia Melava
Testing laboratory:	TCC Microsoft Salo Laboratory P.O.Box(86) Joensuunkatu 7E FIN-24101 SALO, FINLAND Tel. +358 (0) 7180 08000 Fax. +358 71 80 44122	Customer:	Microsoft P.O.Box(86) Joensuunkatu 7E FIN-24101 SALO, FINLAND Tel. +358 (0) 7180 08000 Fax. +358 71 80 44122
FCC listing no.:	533467		
IC recognition no.:	661V-1		
Tested devices/ accessories:	Phone RM-1085 / Battery BV-T4D / USB-Cable CA-232CD / Headset WH-308 / Laptop T61p		
FCC ID:	PYARM-1085	IC:	661X-RM1085
Supplement reports:	-		
Testing has been carried out in accordance with:	CFR 47, FCC rules Part 15 Subpart B, ANSI C63.4 (2014), CISPR 22 and IC standards, RSS-GEN (Issue 4, November 2014), RSS-133 (Issue 6, January 2013). Deviations, modifications or clarifications (if any) to above mentioned documents are written in each section under "Test method and limit".		
Documentation:	The test report must always be reproduced in full; reproduction of an excerpt only is subject to written approval of the testing laboratory. The documentation of the testing performed on the tested devices is archived for 15 years at TCC Microsoft.		
Test Results:	The EUT complies with the requirements in respect of all parameters subject to the test. The test results relate only to devices specified in this document		
Date and signature for the contents:			

Sami Lehtonen, Engineer, EMC

1. Summary for FCC Part 15B Compliance Test Report

Date of receipt	16-Jun-2015
Testing completed	02-Jul-2015
The customer's contact person	Pasi Tauriainen
Test Plan referred to	T:\Projects\RM-1085\TestPlan\RS_TestPlan_RM-1085.xlsm
Notes	-
Document name	T:\Projects\RM-1085\EMC\FCC15B_RM-1085_10.docx

1.1. EUT and Accessory Information

The EUT is a mobile phone with following features:
GSM/WCDMA/WLAN/Bluetooth
The EUT is tested with maximum rated TX power.

Devices under tests

Product	Type	SN	HW	MV	SW	DUT
Phone	RM-1085	004402742308384;059W5J6	2110	-	01063.00001.15244.09000	100024
Battery	BV-T4D	4955405174010300826;0670771	v3.0	-	-	100025
USB-Cable	CA-232CD					100182
Headset	WH-308					100028
Laptop	T61p		FCC DoC			16517

1.2. Summary of Test Results

GSM 1900:

Section in CFR 47	Section in RSS-GEN	Name of the test	Result
15.107, a	8.8	AC powerline conducted emissions	PASSED
15.109, a	6.1	Radiated emissions	PASSED

PASSED
FAILED
NP

The EUT complies with the essential requirements in the standard.
The EUT does not comply with the essential requirements in the standard.
The test was not performed by the TCC Microsoft Laboratory.

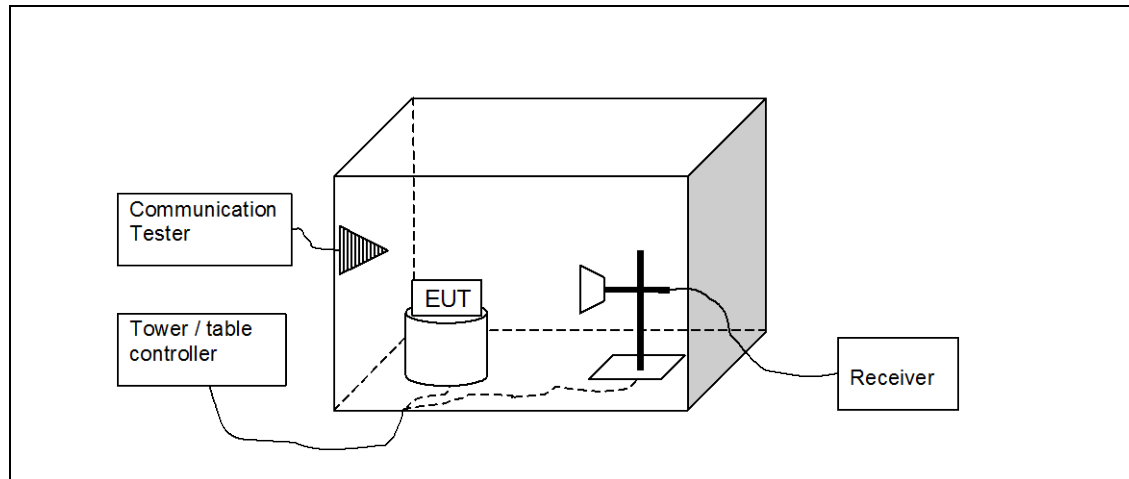
CONTENTS

1. Summary for FCC Part 15B Compliance Test Report.....	2
1.1. EUT and Accessory Information	2
1.2. Summary of Test Results	2
2. Radiated emissions (FCC 15.109, a, RSS-133 6.1)	4
2.2. Test method and limit	4
2.3. GSM 1900 test results	6
3. AC powerline conducted emissions (FCC §15.107, a, RSS-GEN, section 8.8).....	8
3.1. Test Setup	8
3.2. Test method and limit	8
3.3. GSM 1900 Test results	9
4. Test Equipment.....	10
4.1. Conducted measurements	10
4.2. Radiated measurements	10

2. Radiated emissions (FCC 15.109, a, RSS-133 6.1)

EUT with DUT number	RM-1085, DUT 100024
Accessories with DUT numbers	BV-T4D, DUT 100025 ; CA-232CD, DUT 100182 ; WH-308, DUT 100028 ; T61p, DUT 16517
Operation Voltage [V] / [Hz]	115 / 60
Results	PASSED
Remarks	*Continuous data transfer was active between the phone and the computer during the test. USB I/O cable used to connect the EUT to the host PC is shielded. Measurement frequency is in measurement is 30 MHz – 8.5GHz.
Temp [°C] / Humidity [%RH] / Air Pressure [kPa]	21 / 40 / 101.5
Date of measurements	29-Jun-2015
Measured by	Ville Mannermaa / Kalle Hannila

2.1.1 Test setup



2.2. Test method and limit

The measurement is made according to ANSI C63.4-2014as follows:

The measurement is performed in the Semi-Anechoic Chamber with conducting metal floor.

The measurement distance is 3 m.

The EUT is placed on a nonconductive plate at 80 cm height.

For each suspected frequency, the turntable is rotated 360 degrees and antenna is scanned from 1 to 4 m. This is repeated for both horizontal and vertical receive antenna polarizations.

The emissions less than 20 dB below the permissible value are reported.

The measurement results are obtained as described below:

$$E [dB\mu V/m] = U_{RX} + A_{TOT}$$

Where U_{RX} is receiver reading and A_{TOT} is total correction factor including cable loss, antenna factor and preamplifier gain ($A_{TOT} = L_{CABLES} + A_F - G_{PREAMP}$).

CISPR 22 and FCC Part 15 Class B limits (3 m measurement distance)

Frequency range [MHz]	Quasi peak limit [dB μ V/m]	Average limit [dB μ V/m]	Peak limit [dB μ V/m]
30 - 230	40	-	-
230 – 1000	47	-	-
1000 - 3000	-	50	70
Above 3000	-	54	74

2.3. GSM 1900 test results

RX mode, channel 512 / 1930.2 MHz

Peak (RBW: 1 MHz, VBW: 1 MHz)

Frequency [MHz]	E [dB μ V/m]	E [μ V/m]	U _{RX} [dB μ V]	A _{TOT} [dB]	Limit [dB μ V/m]	Margin	Results
3861.4	37.33	73.536	42.23	-4.9	74	36.67	PASSED
7718	46.03	200.217	41.53	4.5	74	27.97	PASSED

Average (RBW: 1 MHz, VBW: 1 MHz)

Frequency [MHz]	E [dB μ V/m]	E [μ V/m]	U _{RX} [dB μ V]	A _{TOT} [dB]	Limit [dB μ V/m]	Margin	Results
3861.4	24.94	17.66	29.84	-4.9	54	29.06	PASSED
7718	33.25	45.973	28.75	4.5	54	20.75	PASSED

RX mode, channel 661 / 1960.0 MHz

Quasi peak (RBW: 100 kHz, VBW: 100 kHz)

Frequency [MHz]	E [dB μ V/m]	E [μ V/m]	U _{RX} [dB μ V]	A _{TOT} [dB]	Limit [dB μ V/m]	Margin	Results
36.115	18.88	8.79	32.08	-13.2	40	21.12	PASSED
42.235	17.57	7.56	34.87	-17.3	40	22.43	PASSED
137.715	23.07	14.24	46.57	-23.5	40	16.93	PASSED
144.069	22.49	13.32	46.29	-23.8	40	17.51	PASSED
180.073	20.64	10.765	44.64	-24	40	19.36	PASSED
288.016	29.98	31.55	50.68	-20.7	47	17.02	PASSED
479.99	34.66	54.075	50.06	-15.4	47	12.34	PASSED
666.253	32.5	42.17	45.2	-12.7	47	14.5	PASSED
847.914	21.54	11.94	32.34	-10.8	47	25.46	PASSED
849.289	19.68	9.638	30.38	-10.7	47	27.32	PASSED

RX mode, channel 661 / 1960.0 MHz

Peak (RBW: 1 MHz, VBW: 1 MHz)

Frequency [MHz]	E [dB μ V/m]	E [μ V/m]	U _{RX} [dB μ V]	A _{TOT} [dB]	Limit [dB μ V/m]	Margin	Results
7830.157	47.04	224.905	42.04	5	74	26.96	PASSED
7835.568	46.81	219.028	41.71	5.1	74	27.19	PASSED
7842.287	47.5	237.137	42.4	5.1	74	26.5	PASSED
7852.602	47.21	229.351	42.01	5.2	74	26.79	PASSED

Average (RBW: 1 MHz, VBW: 1 MHz)

Frequency [MHz]	E [dB μ V/m]	E [μ V/m]	U _{RX} [dB μ V]	A _{TOT} [dB]	Limit [dB μ V/m]	Margin	Results
7830.157	33.85	49.261	28.85	5	54	20.15	PASSED
7835.568	33.93	49.716	28.83	5.1	54	20.07	PASSED
7842.287	33.9	49.545	28.8	5.1	54	20.1	PASSED
7852.602	33.82	49.091	28.62	5.2	54	20.18	PASSED

RX mode, channel 661 / 1960.0 MHz

Peak (RBW: 1 MHz, VBW: 1 MHz)

Frequency [MHz]	E [dB μ V/m]	E [μ V/m]	U _{RX} [dB μ V]	A _{TOT} [dB]	Limit [dB μ V/m]	Margin	Results
3920.2	37.58	75.683	42.18	-4.6	74	36.42	PASSED
7841.9	47.11	226.725	42.01	5.1	74	26.89	PASSED

Average (RBW: 1 MHz, VBW: 1 MHz)

Frequency [MHz]	E [dB μ V/m]	E [μ V/m]	U _{RX} [dB μ V]	A _{TOT} [dB]	Limit [dB μ V/m]	Margin	Results
3920.2	25.04	17.865	29.64	-4.6	54	28.96	PASSED
7841.9	33.76	48.753	28.66	5.1	54	20.24	PASSED

RX mode, channel 810 / 1989.8 MHz

Peak (RBW: 1 MHz, VBW: 1 MHz)

Frequency [MHz]	E [dB μ V/m]	E [μ V/m]	U _{RX} [dB μ V]	A _{TOT} [dB]	Limit [dB μ V/m]	Margin	Results
3981.6	41.18	114.551	45.88	-4.7	74	32.82	PASSED
7958.1	47.1	226.464	41.2	5.9	74	26.9	PASSED

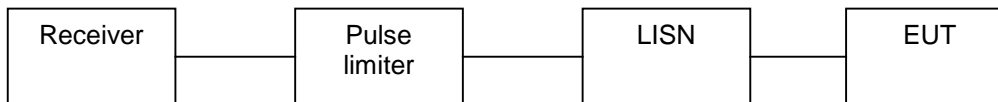
Average (RBW: 1 MHz, VBW: 1 MHz)

Frequency [MHz]	E [dB μ V/m]	E [μ V/m]	U _{RX} [dB μ V]	A _{TOT} [dB]	Limit [dB μ V/m]	Margin	Results
3981.6	26.02	19.999	30.72	-4.7	54	27.98	PASSED
7958.1	34.78	54.828	28.88	5.9	54	19.22	PASSED

3. AC powerline conducted emissions (FCC §15.107, a, RSS-GEN, section 8.8)

EUT with DUT number	RM-1085, DUT 100024
Accessories with DUT numbers	BV-T4D, DUT 100025 ; CA-232CD, DUT 100182 ; WH-308, DUT 100028 ; T61p, DUT 16517
Operation Voltage [V] / [Hz]	115 / 60
Results	PASSED
Remarks	*Continuous data transfer was active between the phone and the
Temp [°C] / Humidity [%RH] / Air Pressure [kPa]	20.9 / 57.7 / 102.5
Date of measurements	02-Jul-2015
Measured by	Tomi Lipponen

3.1. Test Setup



3.2. Test method and limit

The measurement is made according to ANSI C63.4-2014 as follows:

The EUT is placed on a wooden table 80 cm above the reference groundplane.

The EUT is connected via LISN to a test power supply.

The measurement results are obtained as described below:

$$U [dB\mu V] = U_{RX} + A_{TOT}$$

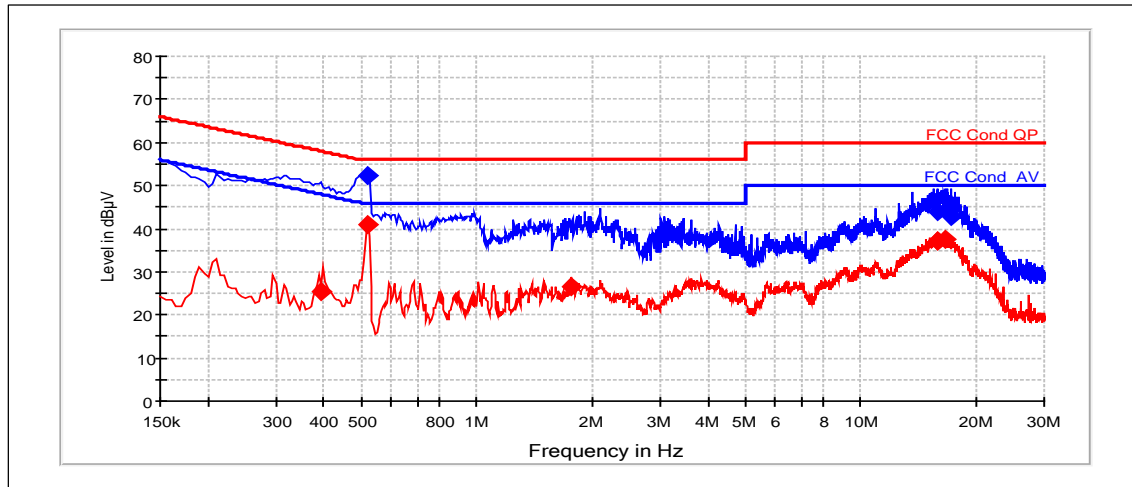
Where U_{RX} is receiver reading and A_{TOT} is total correction factor including cable and pulse limiter attenuations.

CISPR 22 Class B limits

Frequency range [MHz]	Quasi peak limit [dB μ V]	Average limit [dB μ V]
0.15 - 0.5	66 - 56	56 - 46
0.5 - 5	56	46
5 - 30	60	50

3.3. GSM 1900 Test results

Channel 661 / 1880.0 MHz



QuasiPeak (RBW: 9 kHz)

Frequency [MHz]	U [dBµV]	Line	Result
0.52	52.38	N	PASSED
15.87	43.98	N	PASSED
16.795	44.07	N	PASSED
17.26	42.89	N	PASSED

Average (RBW: 9 kHz)

Frequency [MHz]	U [dBµV]	Line	Result
0.395	25.24	N	PASSED
0.52	41.06	N	PASSED
1.77	26.65	N	PASSED
15.795	37.28	N	PASSED
15.81	37.15	N	PASSED
16.575	37.49	N	PASSED

4. Test Equipment

4.1. Conducted measurements

Eq. No	Equipment	Type	Manufacturer	Used in
6039	USB Interface	5541765	Testo	22/24/27, 15C, 15B
6044	V-network	ESH3-Z6	R&S	-
2059	V-network	ESH3-Z6	R&S	-
1759	LISN 50 µH	ESH3-Z5	R&S	22/24/27, 15C, 15B
2097	Pulse Limiter	ESH3-Z2	R&S	22/24/27, 15C, 15B
1999	Receiver	ESIB26	R&S	22/24/27, 15C, 15B
2180	Communication Tester	CMU200	R&S	22/24/27, 15C, 15B
2390	Directional Coupler	DC2600	AR	-
-	RF immunity / Emission Software	EMC32	R&S	22/24/27, 15C, 15B
2060	LISN 50 µH	ESH3-Z5	R&S	15C, 15B
1759	LISN 50 µH	ESH3-Z5	R&S	15C, 15B
2039	Power Supply	PL330QMD	Thurlby	15C, 15B
6036	Data Logger	175-H2	Testo	22/24/27, 15C, 15B
2359	Temperature Test Chamber	VT4002	Vötsch	22/24/27
2352	Spectrum Analyzer	FSP-30	R&S	22/24/27, 15C
6109	Communication Tester	CMU200	R&S	22/24/27, 15C
6246	Power Supply	66332A	HP	22/24/27, 15C
1992	Signal Generator	83630B	Agilent	15C, 15B
6098	Signal Generator	8648C	Agilent	-
6046	Attenuator 10dB	8493C	Agilent	22/24/27, 15C
6047	Attenuator 20dB	8493C	Agilent	22/24/27, 15C
6045	Power splitter	11667B	Agilent	22/24/27, 15C
6247	Communication Tester	CBT	R&S	22/24/27, 15C 15B
6052	Communication Tester	CMU200	R&S	22/24/27, 15C 15B
6248	Power Supply	6632B	-	22/24/27, 15C 15B
6106	Spectrum Analyzer	FSP-30	R&S	22/24/27, 15C 15B
6113	Signal Generator	SMF100A	R&S	22/24/27, 15C 15B
6202	Temperature Test Chamber	VT4002	Vötsch	22/24/27, 15C 15B
6122	Power Splitter	11667B	Agilent	22/24/27, 15C 15B
6134	Attenuator 10dB	BW-S10-2W263+	Mini-Circuits	22/24/27, 15C
6136	Attenuator 20dB	BW-S20-2W263+	Mini-Circuits	22/24/27, 15C
6103	Bluetooth tester	CBT	R&S	22/24/27, 15C 15B
6250	Power Supply	6651A	Agilent	22/24/27, 15C 15B
6108	Communication Tester	CMU200	R&S	22/24/27, 15C 15B
6105	Spectrum Analyzer	FSV-30	R&S	22/24/27, 15C 15B
6251	Temperature Test Chamber	VT4002	Vötsch	22/24/27, 15C 15B
6243	Power Splitter	1167B	Agilent	22/24/27, 15C 15B
6245	Attenuator 10dB	BW-S10-2W263+	Mini-Circuits	22/24/27, 15C 15B
6244	Attenuator 20dB	BW-S20-2W263+	Mini-Circuits	22/24/27, 15C 15B

4.2. Radiated measurements

Eq. No	Equipment	Type	Manufacturer	Used in
2388	Bluetooth Tester	CBT	R&S	15B
10479	Communication Tester	CMW500	R&S	22/24/27, 15C, 15B
2347	Communication Tester	CMU200	R&S	22/24/27, 15C, 15B
2009	Signal Generator	SMP 22	R&S	22/24/27, 15C, 15B
2348	Controller	G-1000DXC	Yaesu	22/24/27, 15C, 15B
2349	Computer Controller	g-1000DXC	Yaesu	22/24/27, 15C, 15B
2116	Controller	EMCO 2090	ETS	22/24/27, 15C, 15B
2109	Power Supply	PL330QMD	Thurlby	22/24/27, 15C, 15B
2353	Receiver	ESIB26	R&S	22/24/27, 15C, 15B
6115	Open switch and control unit	OSP 130	R&S	22/24/27, 15C 15B
6116	Open switch and control unit	OSP 150	R&S	22/24/27, 15C 15B

Eq. No	Equipment	Type	Manufacturer	Used in
6117	Open switch and control unit	OSP 150	R&S	22/24/27, 15C, 15B
6131	Notch Filter	WRCT902.4-0.4/40-8SS	Wainwright	22/24/27, 15C, 15B
6130	Notch Filter	WRCD1880-1.1.25/50-10SS	Wainwright	22/24/27
6159	Band Reject Filter	WRCD1747.8-0.4/40-5SS	Wainwright	22/24/27, 15C, 15B
6158	Band Reject Filter	WRCT836.6-0.4/40-8SS	Wainwright	22/24/27, 15C, 15B
6197	Band Reject Filter	WRCJV2531/2539-2523/2547-60/12SS	Wainwright	22/24/27, 15C, 15B
2231	Band Reject Filter	WRCG1947/1953-1940/1960-40/6SS	Wainwright	22/24/27, 15C, 15B
2391	Band Reject Filter	WRCG1729.4/1735.4-1722.4/1742.4-40/6SS	Wainwright	27
2386	Band Reject Filter	WRCG1764.4/1770.4-1760.4/1774.4-40/6SS	Wainwright	22/24/27, 15C, 15B
2385	Band Reject Filter	WRCG1744.4/1750.4-1740.4/1754.4-40/6SS	Wainwright	22/24/27, 15C, 15B
2357	Band Reject Filter	WRCG2400/2483-2390/2493-35/10SS	Wainwright	15C
2188	Preamplifier	AFS4-00100300-20-23P-6	Miteq	22/24/27, 15C, 15B
6195	High Pass Filter	-	Wainwright	22/24/27, 15C, 15B
2364	Band Reject Filter	WRCG1877/1883 - 1870/1890-40/6SS	Wainwright	24
2361	Anechoic Chamber	3 m Semi / Full Anechoic Chamber	Euroshield	22/24/27, 15C, 15B
6212	Antenna Array system	-	TCC	22/24/27, 15C, 15B
-	RF immunity / Emission Software	EMC32	R&S	22/24/27, 15C, 15B
6089	Antenna	HFH2-Z2	R&S	15C, 15B
2027	CDN	M2 (modified) DC1	MEB	22/24/27, 15C, 15B
2028	CDN	M3 (modified) DC2	MEB	22/24/27, 15C, 15B
2176	CDN	CDN 801-M3	Lüthi	22/24/27, 15C, 15B
2135	CDN	CDN 801-M3	Lüthi	22/24/27, 15C, 15B
2029	Power Supply	PL330	Thurlby	22/24/27, 15C
6038	Data Logger	Testo 580	Testo	22/24/27, 15C, 15B
6037	Data Logger	175-H2	Testo	22/24/27, 15C, 15B
6039	USB Interface	5541765	Testo	22/24/27, 15C, 15B