

FCC Part 15C Compliance Test Report

Test Report no.:	FCC15CBTLE_RM-1085_06	Date of Report:	30-Sep-2015
Number of pages:	27	Customer's Contact person:	Tia Melava

Testing laboratory:	TCC Microsoft Salo Laboratory P.O.Box(86) Joensuunkatu 7E FIN-24101 SALO, FINLAND Tel. +358 (0) 7180 08000 Fax. +358 71 80 44122	Customer:	Microsoft P.O.Box(86) Joensuunkatu 7E FIN-24101 SALO, FINLAND Tel. +358 (0) 7180 08000 Fax. +358 71 80 44122
FCC listing no.:	533467		
IC recognition no.:	661V-1		

Tested devices/ accessories: **Phone RM-1085 / Dummy Battery SD-241R / Battery BV-T4D / Charger AC-100E / Headset WH-308**

FCC ID:	PYARM-1085	IC:	661X-RM1085
----------------	------------	------------	-------------

Supplement reports: -

Testing has been carried out in accordance with: CFR 47, FCC rules Part 15 Subpart C, ANSI C63.4 (2014), DTS procedures KDB 558074, IC standards, RSS-210 (Issue 8, December 2010). Deviations, modifications or clarifications (if any) to above mentioned documents are written in each section under "Test method and limit".

Documentation: The test report must always be reproduced in full; reproduction of an excerpt only is subject to written approval of the testing laboratory. The documentation of the testing performed on the tested devices is archived for 15 years at TCC Microsoft.

Test Results: **The EUT complies with the requirements in respect of all parameters subject to the test.**
The test results relate only to devices specified in this document

Date and signature for the contents:

Timo Raiskio, System Manager, EMC

1. Summary for FCC Part 15C Compliance Test Report

Date of receipt	15-Jun-2015
Testing completed	02-Sep-2015
The customer's contact person	Tia Melava
Test Plan referred to	T:\Projects\RM-1085\TestPlan\RS_TestPlan_RM-1085.xlsm
Notes	-
Document name	T:\Projects\RM-1085\EMC\FCC15CBTLE_RM-1085_06.docx

1.1. EUT and Accessory Information

The EUT is a mobile phone with following features:

GSM/WCDMA/WLAN/Bluetooth

The EUT is tested with maximum rated TX power.

Devices under tests

Product	Type	SN	HW	MV	SW	DUT
Phone	RM-1085	004402742320777;059W5J6	2111	-	01063.00001.15244.09000	100012
Dummy Battery	SD-241R	-	V2	-	-	100016
Phone	RM-1085	004402742308475;059W5J6	2110	-	01065.00000.15264.47000	100191
Battery	BV-T4D	495540517401030034260670771	-	-	-	100190
Charger	AC-100E	409049512558030174860675758	0.3	B2.0	-	100196
Headset	WH-308	51251B1	-	-	-	100195
Headset	WH-308					100028
Phone	RM-1085	004402742308384;059W5J6	2110	-	01063.00001.15244.09000	100024
Battery	BV-T4D	4955405174010300826;0670771	v3.0	-	-	100025

1.2. Summary of Test Results

Bluetooth Low Energy:

Section in CFR 47	Section in RSS-GEN or RSS-210	Name of the test	Result
15.247(b)(1)	A8.4(4)	Conducted peak output power	PASSED
15.247(d), 15.205(b)	A8.5	Band edge compliance of RF emissions	PASSED
15.247(d)	A8.5	Spurious RF conducted emissions	PASSED
15.247(d), 15.209	A8.5	Spurious radiated emissions	PASSED
15.207	7.2.4	AC powerline conducted emissions	PASSED
15.247(a)(2)	A8.2(a)	6dB(bandwidth)	PASSED
15.247(e)	A8.2(b)	Power spectral density	PASSED

PASSED

FAILED

NP

The EUT complies with the essential requirements in the standard.

The EUT does not comply with the essential requirements in the standard.

The test was not performed by the TCC Microsoft Laboratory.

CONTENTS

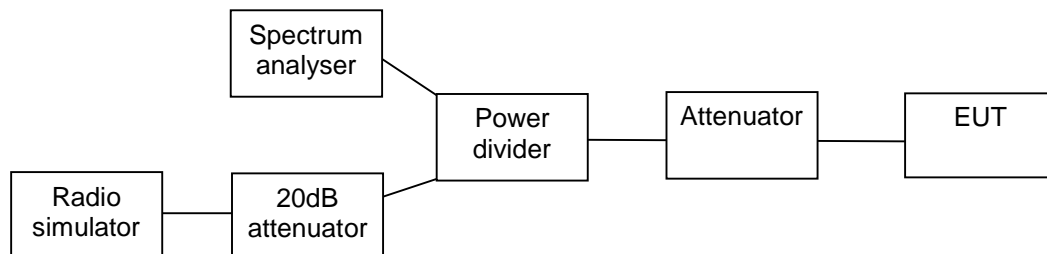
1. Summary for FCC Part 15C Compliance Test Report.....	2
1.1. EUT and Accessory Information.....	2
1.2. Summary of Test Results	2
2. Conducted peak output power (FCC §15.247(b)(1), RSS-210 A8.4(4))	5
2.1. Test Setup	5
2.2. Test method and limit	5
2.3. Bluetooth Low Energy Test results.....	6
3. Band edge compliance of RF emissions (FCC 15.247(d), 15.205(b), RSS-210 A8.5)	8
3.2. Test method and limit	8
3.3. Bluetooth Low Energy test results.....	9
4. Spurious RF conducted emissions (FCC §15.247(d), RSS-210 A8.5).....	11
4.1. Test Setup	11
4.2. Test method and limit	11
4.3. Bluetooth Low Energy Test results.....	12
5. Spurious radiated emissions (FCC 15.247(d), 15.209, RSS-210 A8.5).....	15
5.2. Test method and limit	15
5.3. Bluetooth Low Energy test results.....	17
6. AC powerline conducted emissions (FCC §15.207, RSS-210 7.2.4)	18
6.1. Test Setup	18
6.2. Test method and limit	18
6.3. Bluetooth Low Energy Test results.....	19
7. 6dB(bandwidth) (FCC §15.247(a)(2), RSS-210 A8.2(a))	20
7.1. Test Setup	20
7.2. Test method and limit	20
7.3. Bluetooth Low Energy Test results.....	21
8. Power spectral density (FCC §15.247(e), RSS-210 A8.2(b)).....	23
8.1. Test Setup	23
8.2. Test method and limit	23
8.3. Bluetooth Low Energy Test results.....	24

9. Test Equipment	26
9.1. Conducted measurements	26
9.2. Radiated measurements	26

2. Conducted peak output power (FCC §15.247(b)(1), RSS-210 A8.4(4))

EUT with DUT number	RM-1085, DUT 100012
Accessories with DUT numbers	SD-241R, DUT 100016
Operation Voltage [V] / [Hz]	
Results	
Remarks	
Temp [°C] / Humidity [%RH] / Air Pressure [kPa]	
Date of measurements	26-Jun-2015
Measured by	Tomi Lipponen

2.1. Test Setup



2.2. Test method and limit

The measurement is made according to DTS procedures KDB 558074 and IC standard RSS-210.

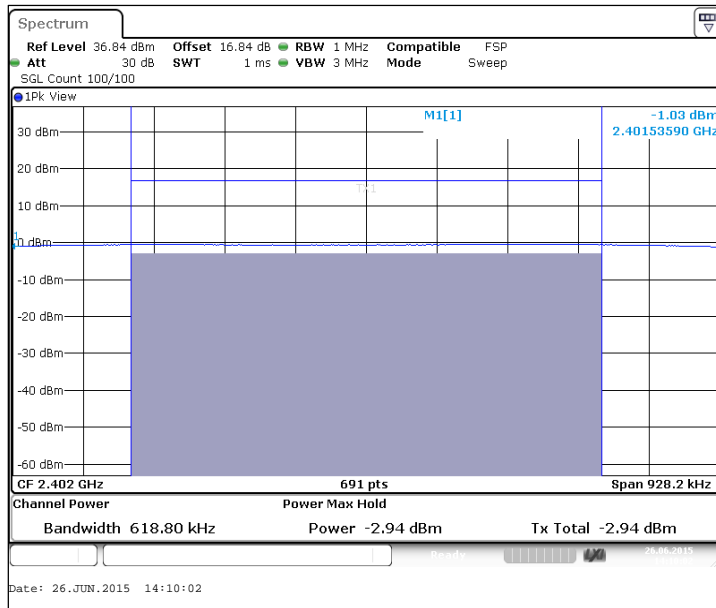
Limits for conducted peak output power measurements

Frequency range [MHz]	Limit [W]	Limit [dBm]
2400 – 2483.5 5725 - 5850	<= 1	<= 30

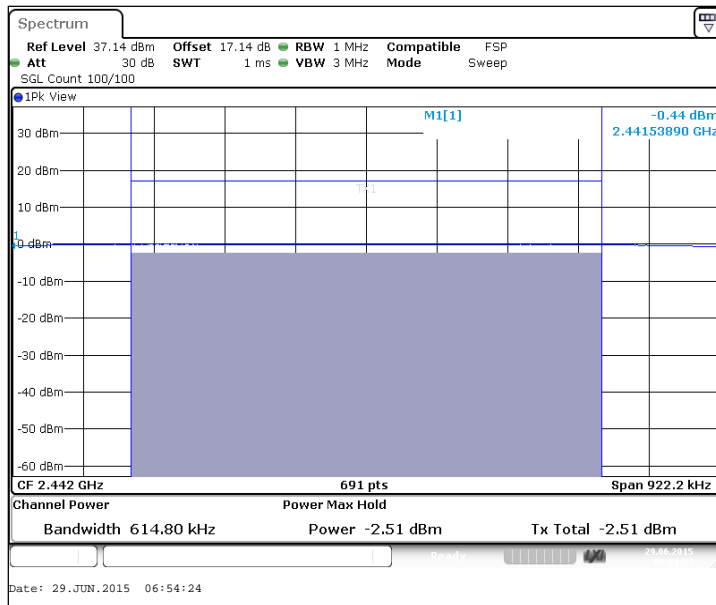
2.3. Bluetooth Low Energy Test results

Channel / fc [MHz]	P [dBm]	P [mW]	Result
0 / 2402	-2.94	0.508	PASSED
20 / 2442	-2.51	0.561	PASSED
39 / 2480	-4.05	0.394	PASSED

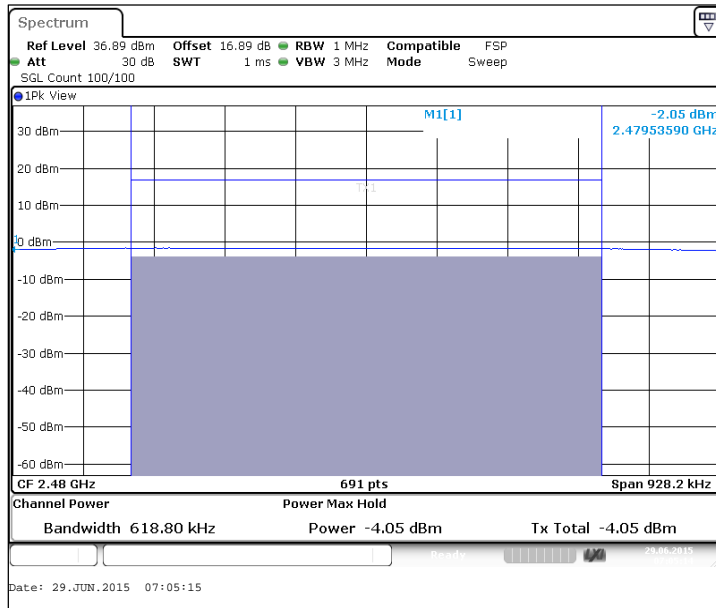
Channel 0 / 2402 MHz



Channel 20 / 2442 MHz



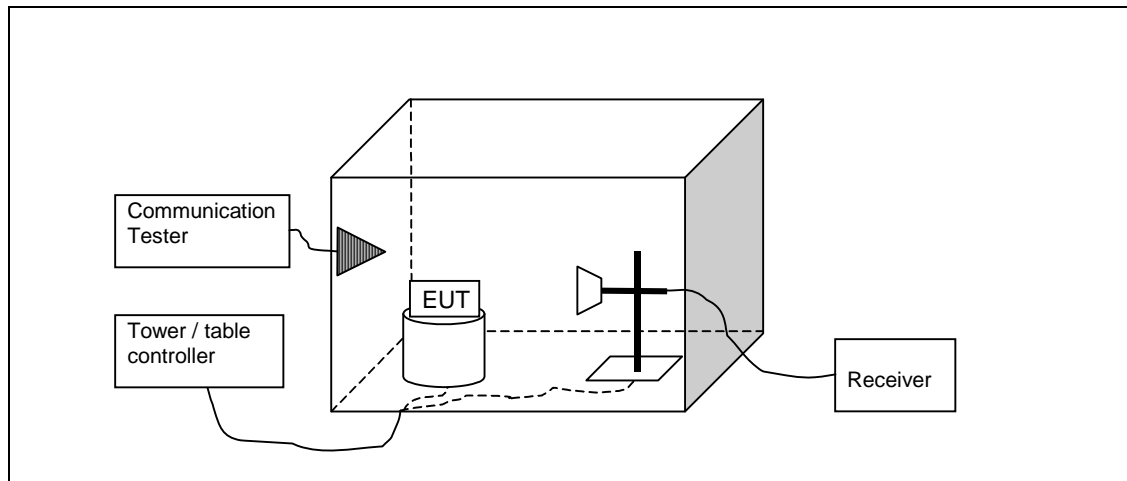
Channel 39 / 2480 MHz



3. Band edge compliance of RF emissions (FCC 15.247(d), 15.205(b), RSS-210 A8.5)

EUT with DUT number	RM-1085, DUT 100191
Accessories with DUT numbers	BV-T4D, DUT 100190 ; AC-100E, DUT 100196 ; WH-308, DUT 100195
Operation Voltage [V] / [Hz]	115 / 60
Results	PASSED
Remarks	-
Temp [°C] / Humidity [%RH] / Air Pressure [kPa]	21 / 44 / 101.4
Date of measurements	02-Sep-2015
Measured by	Kalle Hannila

3.1.1 Test setup



3.2. Test method and limit

The measurement is made according to DTS procedures KDB 558074 and IC standard RSS-210.

The measurement results are obtained as described below:

$$E [dB\mu V/m] = U_{RX} + A_{TOT}$$

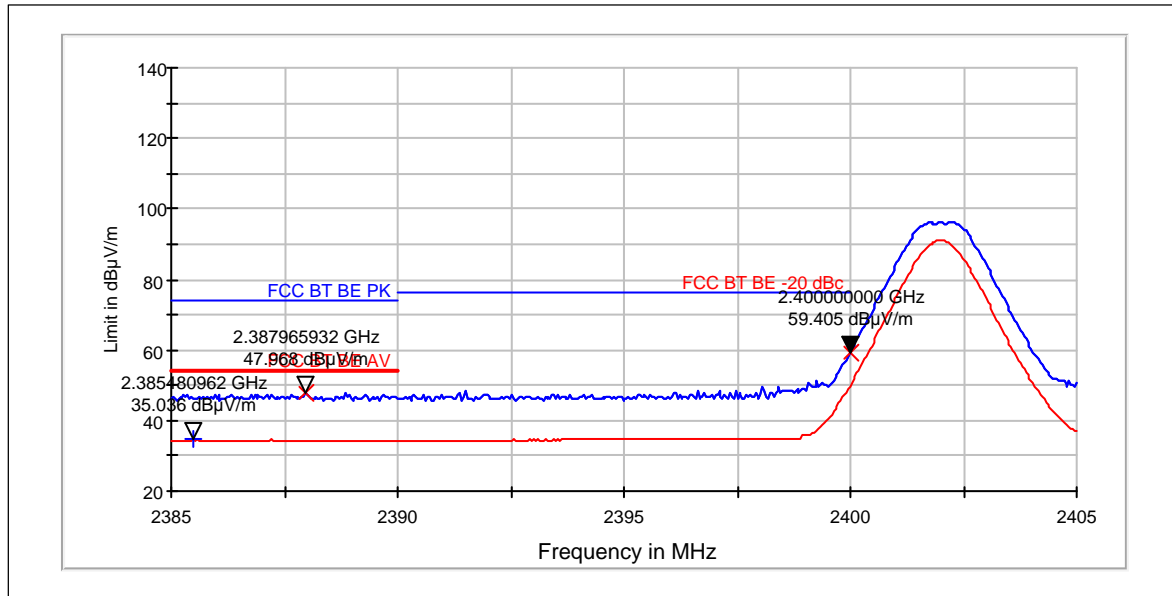
Where U_{RX} is receiver reading and A_{TOT} is total correction factor including cable loss, antenna factor and preamplifier gain ($A_{TOT} = L_{CABLES} + A_F - G_{PREAMP}$).

Limits for band edge compliance of RF emissions measurements (3 m measurement distance)

Frequency range [MHz]	Limit
Below 2390 and above 2483.5	54 dBuV/m (avg) and 74 dBuV/m (pk)
2390 - 2400	-20 dBc (pk)

3.3. Bluetooth Low Energy test results

Channel 0 / 2402 MHz



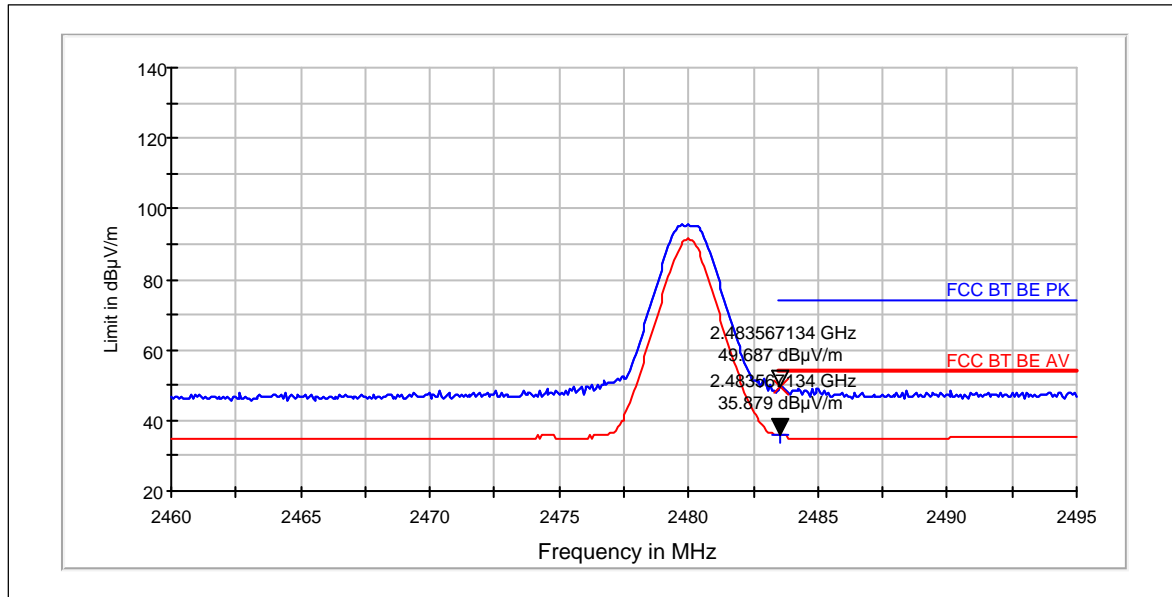
Peak (RBW: 1 MHz, VBW: 1 MHz)

Frequency [MHz]	E [dBµV/m]	E [µV/m]	U _{RX} [dBµV]	A _{TOT} [dB]	Results
2388	47.97	250.265	48.06	-0.09	PASSED
2400	59.41	933.792	59.5	-0.09	PASSED

Average (RBW: 1 MHz, VBW: 1 MHz)

Frequency [MHz]	E [dBµV/m]	E [µV/m]	U _{RX} [dBµV]	A _{TOT} [dB]	Results
2385	35.04	56.468	35.13	-0.09	PASSED

Channel 39 / 2480 MHz



Peak (RBW: 1 MHz, VBW: 1 MHz)

Frequency [MHz]	E [dBµV/m]	E [µV/m]	U _{RX} [dBµV]	A _{TOT} [dB]	Results
2484	49.69	305.035	49.05	0.64	PASSED

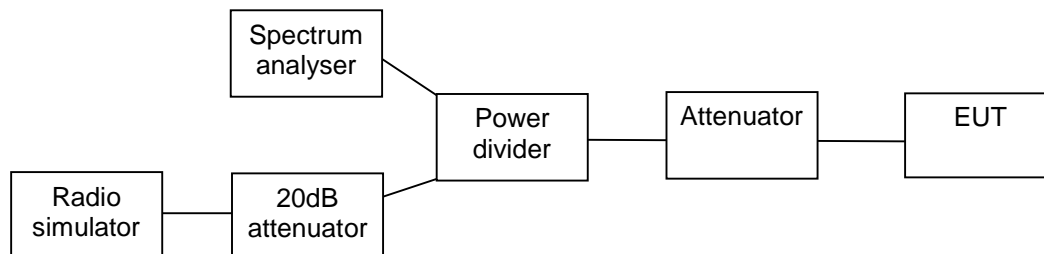
Average (RBW: 1 MHz, VBW: 1 MHz)

Frequency [MHz]	E [dBµV/m]	E [µV/m]	U _{RX} [dBµV]	A _{TOT} [dB]	Results
2484	35.88	62.223	35.24	0.64	PASSED

4. Spurious RF conducted emissions (FCC §15.247(d), RSS-210 A8.5)

EUT with DUT number	RM-1085, DUT 100012
Accessories with DUT numbers	SD-241R, DUT 100016
Operation Voltage [V] / [Hz]	
Results	
Remarks	
Temp [°C] / Humidity [%RH] / Air Pressure [kPa]	
Date of measurements	26-Jun-2015
Measured by	Tomi Lipponen

4.1. Test Setup



4.2. Test method and limit

The measurement is made according to Public notice KDB 558 074 and IC standard RSS-210.

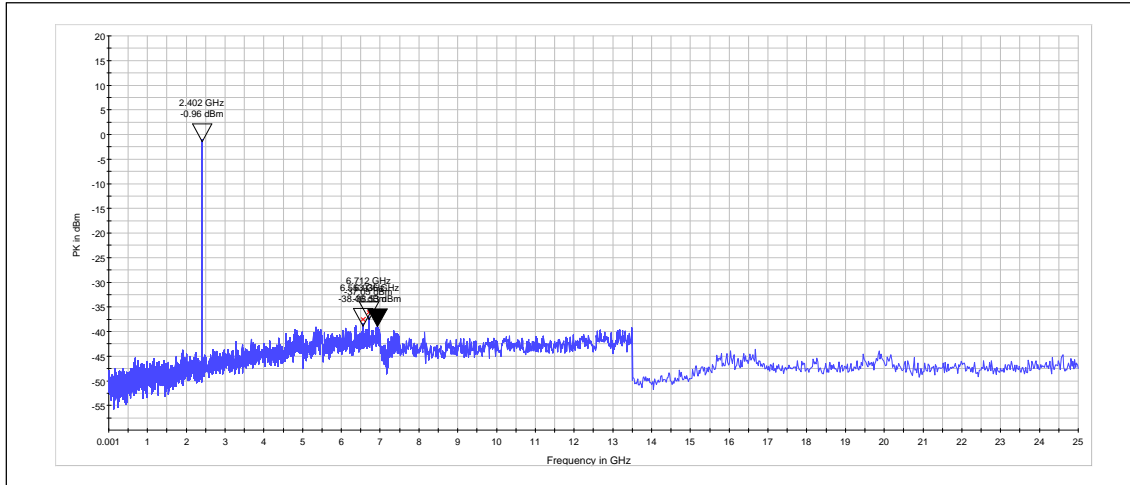
The reference level for the -20 dBc measurement was obtained as instructed in section 11.2 of the KDB 558074, using span of 1.5 times the OBW.

Limits for spurious RF conducted emissions measurements

Frequency range [MHz]	Limit [dBc]
1 – 25000	<= -20

4.3. Bluetooth Low Energy Test results

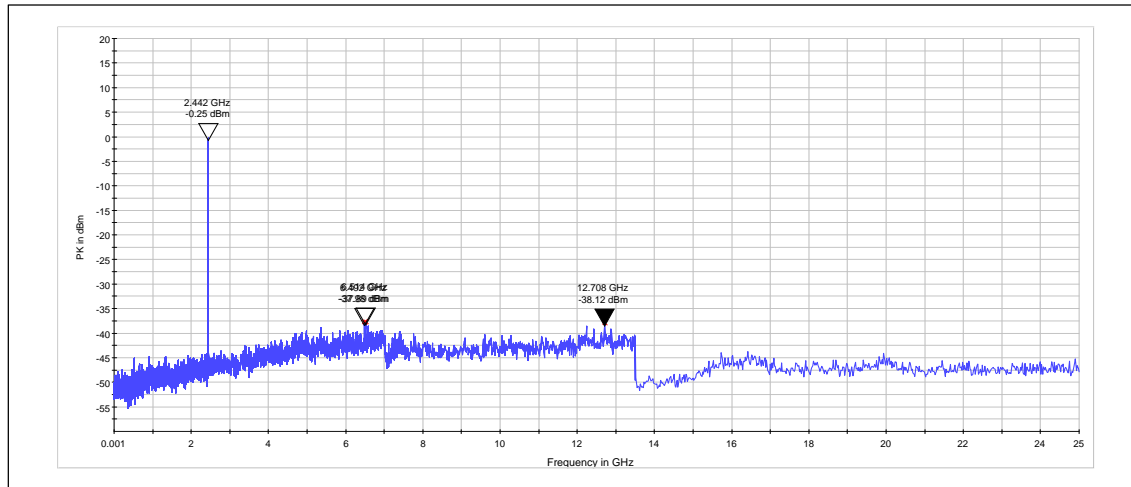
Channel 0 / 2402 MHz



Peak (RBW: 100 kHz, VBW: 300 kHz)

Frequency [MHz]	P [dBc]	Result
6711.600	-36.09	PASSED
6553.200	-37.50	PASSED
6936.000	-37.57	PASSED

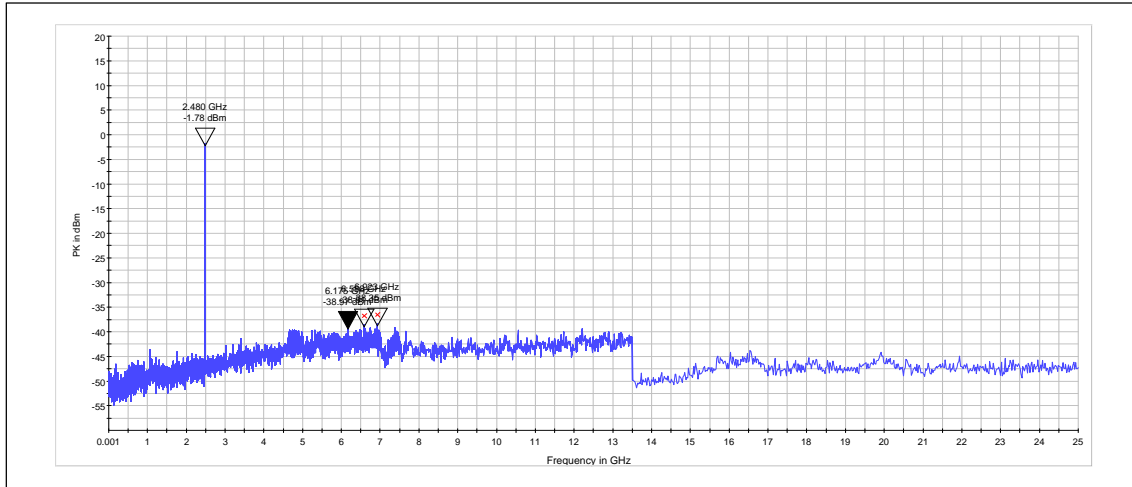
Channel 20 / 2442 MHz



Peak (RBW: 100 kHz, VBW: 300 kHz)

Frequency [MHz]	P [dBc]	Result
6513.600	-37.64	PASSED
6491.600	-37.73	PASSED
12708.000	-37.87	PASSED

Channel 39 / 2480 MHz



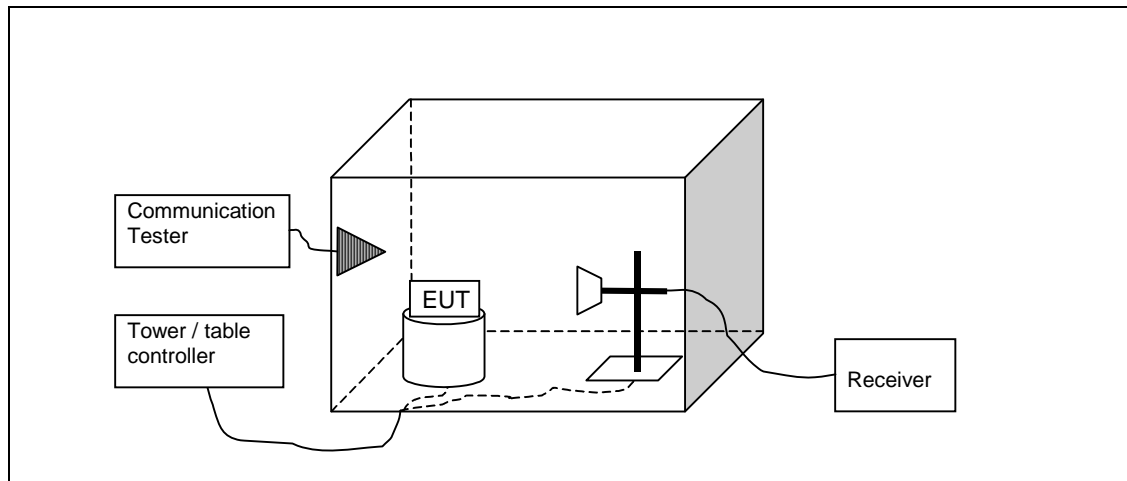
Peak (RBW: 100 kHz, VBW: 300 kHz)

Frequency [MHz]	P [dBc]	Result
6922.800	-36.57	PASSED
6588.400	-36.72	PASSED
6174.800	-37.18	PASSED

5. Spurious radiated emissions (FCC 15.247(d), 15.209, RSS-210 A8.5)

EUT with DUT number	RM-1085, DUT 100191
Accessories with DUT numbers	BV-T4D, DUT 100190 ; AC-100E, DUT 100196 ; WH-308, DUT 100195
Operation Voltage [V] / [Hz]	115 / 60
Results	PASSED
Remarks	-
Temp [°C] / Humidity [%RH] / Air Pressure [kPa]	21 / 44 / 101.4
Date of measurements	02-Sep-2015
Measured by	Kalle Hannila

5.1.1 Test setup



5.2. Test method and limit

The measurement is made according to DTS procedures KDB 558074 and IC standard RSS-210 as follows:

The measurement is divided into the Preliminary Measurement and the Final Measurement.

The suspected frequencies are searched for in Preliminary Measurement with absorbers on the floor and measuring antenna at fixed height using 2-axis EUT position system.

The Final Measurement is performed in the Semi-Anechoic Chamber with conducting metal floor, if the Preliminary Measurement results are closer than 20 dB to the permissible value.

The EUT is placed at nonconductive plate at the turntable center.

For each suspected frequency, the turntable is rotated 360 degrees and antenna is scanned from 1 to 4 m. This is repeated for both horizontal and vertical receive antenna polarizations.

The emissions less than 20 dB below the permissible value are reported.

The measurement is made up to 10th harmonic of the EUT highest TX channel.

The measurement results are obtained as described below:

$$E [dB\mu V/m] = U_{RX} + A_{TOT}$$

Where U_{RX} is receiver reading and A_{TOT} is total correction factor including cable loss, antenna factor and preamplifier gain ($A_{TOT} = L_{CABLES} + A_F - G_{PREAMP}$).

Limits for spurious radiated emissions measurements (3 m measurement distance)

Frequency range [MHz]	Limit [$\mu V/m$]	Limit [dB $\mu V/m$]	Detector
30 - 88	100	40	Quasi peak
88 – 216	150	43.5	Quasi peak
216 – 960	200	46	Quasi peak
960 – 1000	500	54	Quasi peak
Above 1000	500	54	Average
Above 1000	5000	74	Peak

5.3. Bluetooth Low Energy test results

Channel 20 / 2442 MHz

Quasi peak (RBW: 100 kHz, VBW: 100 kHz)

Frequency [MHz]	E [dB μ V/m]	E [μ V/m]	U _{RX} [dB μ V]	A _{TOT} [dB]	Limit [dB μ V/m]	Margin	Results
191.983	20.94	11.143	38.64	-17.7	44	22.58	PASSED
194.647	21.28	11.588	38.98	-17.7	44	22.24	PASSED
196.59	20.61	10.728	38.21	-17.6	44	22.91	PASSED

Peak (RBW: 1 MHz, VBW: 1 MHz)

Frequency [MHz]	E [dB μ V/m]	E [μ V/m]	U _{RX} [dB μ V]	A _{TOT} [dB]	Limit [dB μ V/m]	Margin	Results
4878.9	41.5	118.85	43	-1.5	74	32.48	PASSED
7320.5	45.67	192.088	41.77	3.9	74	28.31	PASSED

Average (RBW: 1 MHz, VBW: 1 MHz)

Frequency [MHz]	E [dB μ V/m]	E [μ V/m]	U _{RX} [dB μ V]	A _{TOT} [dB]	Limit [dB μ V/m]	Margin	Results
4878.9	28.68	27.164	30.18	-1.5	54	25.3	PASSED
7320.5	32.78	43.551	28.88	3.9	54	21.2	PASSED

Channel 0 / 2402 MHz

Peak (RBW: 1 MHz, VBW: 1 MHz)

Frequency [MHz]	E [dB μ V/m]	E [μ V/m]	U _{RX} [dB μ V]	A _{TOT} [dB]	Limit [dB μ V/m]	Margin	Results
4823	41.71	121.759	43.41	-1.7	74	32.27	PASSED
7237.1	46.02	199.986	42.42	3.6	95	49.21	PASSED

Average (RBW: 1 MHz, VBW: 1 MHz)

Frequency [MHz]	E [dB μ V/m]	E [μ V/m]	U _{RX} [dB μ V]	A _{TOT} [dB]	Limit [dB μ V/m]	Margin	Results
4823	28.14	25.527	29.84	-1.7	54	25.84	PASSED
7237.1	33.33	46.398	29.73	3.6	---	---	PASSED

Channel 39 / 2480 MHz

Peak (RBW: 1 MHz, VBW: 1 MHz)

Frequency [MHz]	E [dB μ V/m]	E [μ V/m]	U _{RX} [dB μ V]	A _{TOT} [dB]	Limit [dB μ V/m]	Margin	Results
4922.5	41.82	123.31	43.32	-1.5	74	32.16	PASSED
7387.4	46.87	220.546	42.47	4.4	74	27.11	PASSED

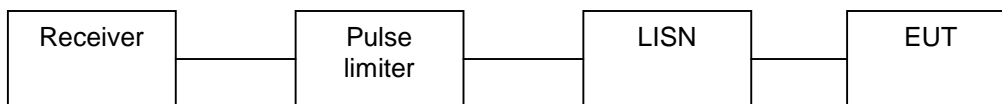
Average (RBW: 1 MHz, VBW: 1 MHz)

Frequency [MHz]	E [dB μ V/m]	E [μ V/m]	U _{RX} [dB μ V]	A _{TOT} [dB]	Limit [dB μ V/m]	Margin	Results
4922.5	28.94	27.99	30.44	-1.5	54	25.04	PASSED
7387.4	33.66	48.195	29.26	4.4	54	20.32	PASSED

6. AC powerline conducted emissions (FCC §15.207, RSS-210 7.2.4)

EUT with DUT number	RM-1085, DUT 100024
Accessories with DUT numbers	BV-T4D, DUT 100025 ; AC-100E, DUT 100026 ; WH-308, DUT 100028
Operation Voltage [V] / [Hz]	
Results	
Remarks	
Temp [°C] / Humidity [%RH] / Air Pressure [kPa]	
Date of measurements	01-Jul-2015
Measured by	Tomi Lipponen

6.1. Test Setup



6.2. Test method and limit

The measurement is made according to procedure KDB 558074 and IC standard RSS-GEN as follows:

The EUT is placed on a wooden table 80 cm above the reference groundplane.

The EUT is connected via LISN to a test power supply.

The measurement results are obtained as described below:

$$U [dB\mu V] = U_{RX} + A_{TOT}$$

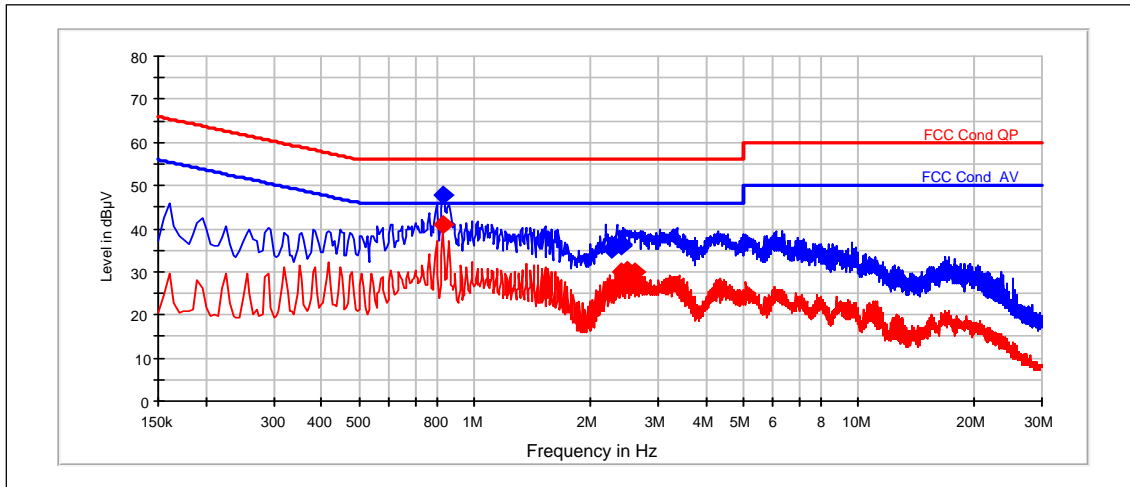
Where U_{RX} is receiver reading and A_{TOT} is total correction factor including cable and pulse limiter attenuations.

CISPR 22 Class B limits

Frequency range [MHz]	Quasi peak limit [dB μ V]	Average limit [dB μ V]
0.15 - 0.5	66 - 56	56 - 46
0.5 - 5	56	46
5 - 30	60	50

6.3. Bluetooth Low Energy Test results

Channel 20 / 2442 MHz



QuasiPeak (RBW: 9 kHz)

Frequency [MHz]	U [dBµV]	Line	Result
0.825	47.86	N	PASSED
2.28	35.4	N	PASSED
2.405	36.46	N	PASSED
2.42	35.9	N	PASSED

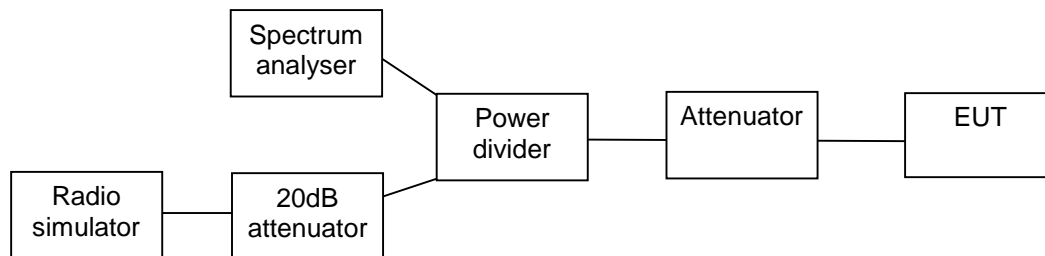
Average (RBW: 9 kHz)

Frequency [MHz]	U [dBµV]	Line	Result
0.825	40.88	N	PASSED
2.415	29.92	N	PASSED
2.51	30.2	N	PASSED
2.605	30	N	PASSED

7. 6dB(bandwidth)
(FCC §15.247(a)(2), RSS-210 A8.2(a))

EUT with DUT number	RM-1085, DUT 100012
Accessories with DUT numbers	SD-241R, DUT 100016
Operation Voltage [V] / [Hz]	
Results	
Remarks	
Temp [°C] / Humidity [%RH] / Air Pressure [kPa]	
Date of measurements	26-Jun-2015
Measured by	Tomi Lipponen

7.1. Test Setup



7.2. Test method and limit

The measurement is made according to DTS procedures KDB 558074 and IC standard RSS-210.

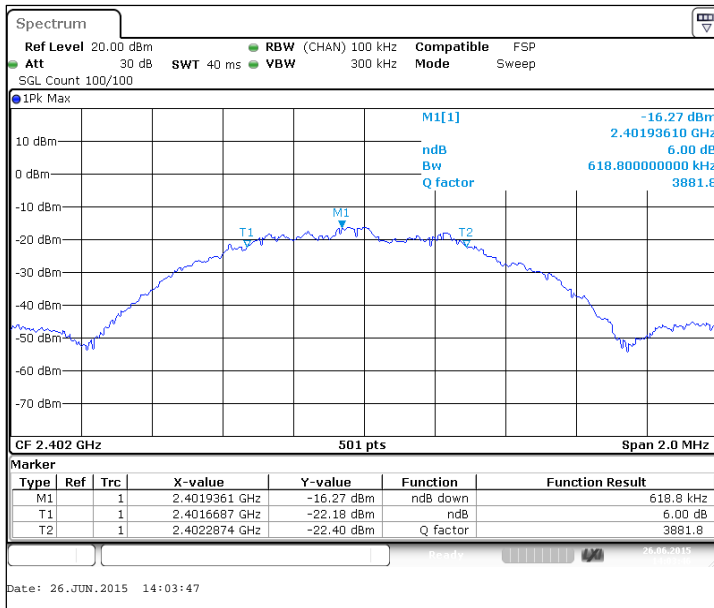
Limits for 6 dB bandwidth measurements

Limit [kHz]
>= 500

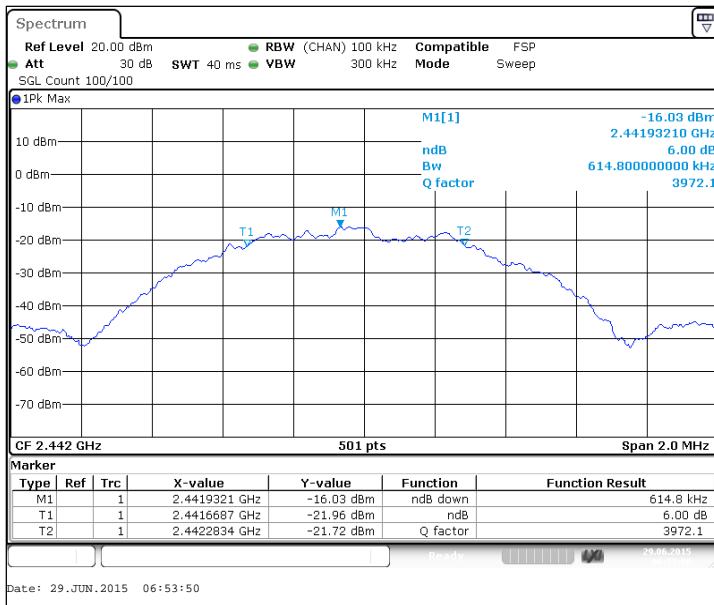
7.3. Bluetooth Low Energy Test results

Channel / fc [MHz]	6 dB bandwidth [kHz]	Result
0 / 2402	618.8	PASSED
20 / 2442	614.8	PASSED
39 / 2480	618.8	PASSED

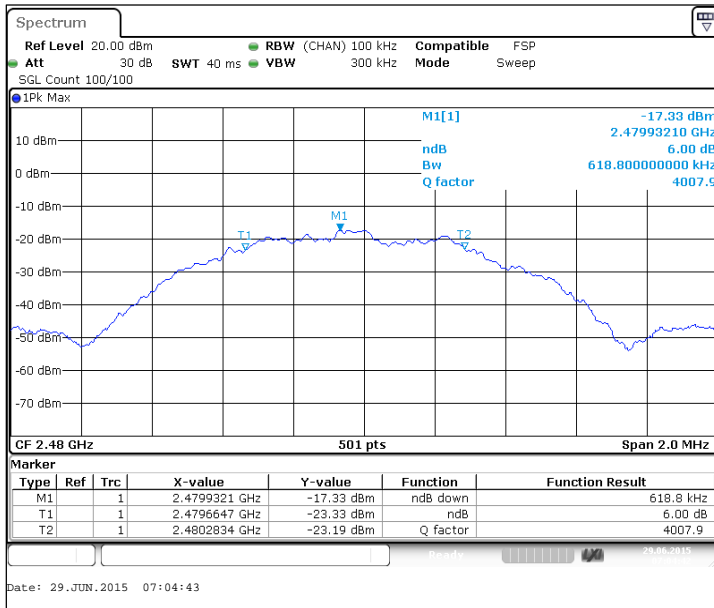
Channel 0 / 2402 MHz



Channel 20 / 2442 MHz



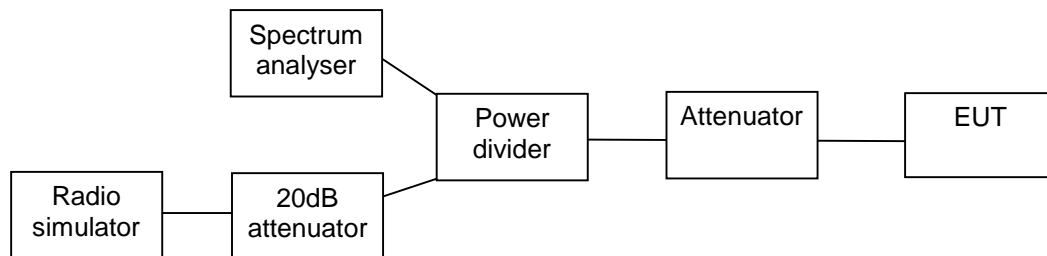
Channel 39 / 2480 MHz



8. Power spectral density (FCC §15.247(e), RSS-210 A8.2(b))

EUT with DUT number	RM-1085, DUT 100012
Accessories with DUT numbers	SD-241R, DUT 100016
Operation Voltage [V] / [Hz]	
Results	
Remarks	
Temp [°C] / Humidity [%RH] / Air Pressure [kPa]	
Date of measurements	26-Jun-2015
Measured by	Tomi Lipponen

8.1. Test Setup



8.2. Test method and limit

The measurement is made according to DTS procedures KDB 558074 and IC standard RSS-210.

Limits for power spectral density measurements

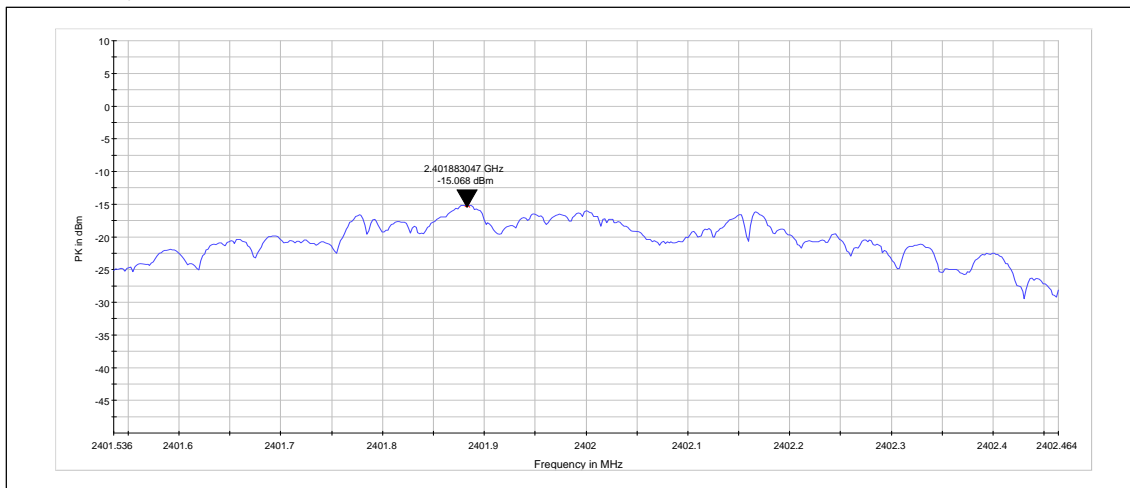
Limit [dBm] @ 3 kHz
≤ 8

8.3. Bluetooth Low Energy Test results

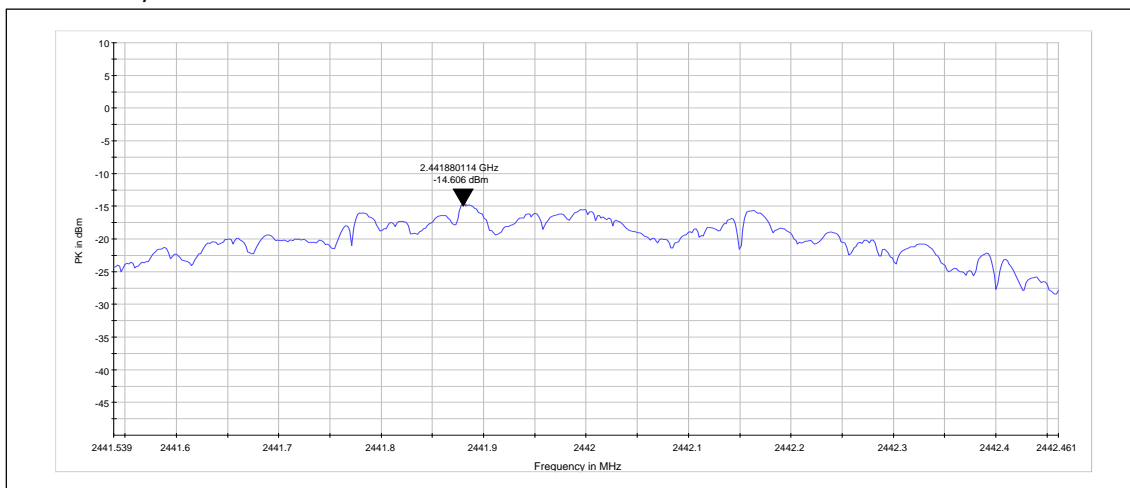
Peak (RBW: 3 kHz, VBW: 10 kHz, Max hold)

Channel / f_c [MHz]	P [dBm]	Result
0 / 2402	-15.07	PASSED
20 / 2442	-14.61	PASSED
39 / 2480	-16.13	PASSED

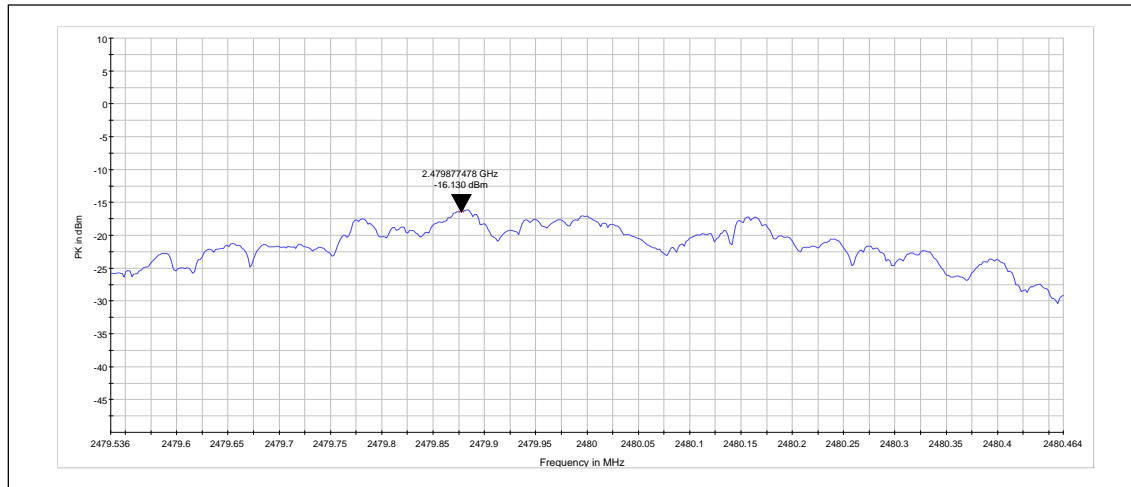
Channel 0 / 2402 MHz



Channel 20 / 2442 MHz



Channel 39 / 2480 MHz



9. Test Equipment

9.1. Conducted measurements

Eq. No	Equipment	Type	Manufacturer	Used in
6039	USB Interface	5541765	Testo	22/24/27, 15C, 15B
6044	V-network	ESH3-Z6	R&S	-
2059	V-network	ESH3-Z6	R&S	-
1759	LISN 50 µH	ESH3-Z5	R&S	22/24/27, 15C, 15B
2097	Pulse Limiter	ESH3-Z2	R&S	22/24/27, 15C, 15B
1999	Receiver	ESIB26	R&S	22/24/27, 15C, 15B
2180	Communication Tester	CMU200	R&S	22/24/27, 15C, 15B
2390	Directional Coupler	DC2600	AR	-
-	RF immunity / Emission Software	EMC32	R&S	22/24/27, 15C, 15B
2060	LISN 50 µH	ESH3-Z5	R&S	15C, 15B
1759	LISN 50 µH	ESH3-Z5	R&S	15C, 15B
2039	Power Supply	PL330QMD	Thurlby	15C, 15B
6036	Data Logger	175-H2	Testo	22/24/27, 15C, 15B
2359	Temperature Test Chamber	VT4002	Vötsch	22/24/27
2352	Spectrum Analyzer	FSP-30	R&S	22/24/27, 15C
6109	Communication Tester	CMU200	R&S	22/24/27, 15C
6246	Power Supply	66332A	HP	22/24/27, 15C
1992	Signal Generator	83630B	Agilent	15C, 15B
6098	Signal Generator	8648C	Agilent	-
6046	Attenuator 10dB	8493C	Agilent	22/24/27, 15C
6047	Attenuator 20dB	8493C	Agilent	22/24/27, 15C
6045	Power splitter	11667B	Agilent	22/24/27, 15C
6247	Communication Tester	CBT	R&S	22/24/27, 15C 15B
6052	Communication Tester	CMU200	R&S	22/24/27, 15C 15B
6248	Power Supply	6632B	-	22/24/27, 15C 15B
6106	Spectrum Analyzer	FSP-30	R&S	22/24/27, 15C 15B
6113	Signal Generator	SMF100A	R&S	22/24/27, 15C 15B
6202	Temperature Test Chamber	VT4002	Vötsch	22/24/27, 15C 15B
6122	Power Splitter	11667B	Agilent	22/24/27, 15C 15B
6134	Attenuator 10dB	BW-S10-2W263+	Mini-Circuits	22/24/27, 15C
6136	Attenuator 20dB	BW-S20-2W263+	Mini-Circuits	22/24/27, 15C
6103	Bluetooth tester	CBT	R&S	22/24/27, 15C 15B
6250	Power Supply	6651A	Agilent	22/24/27, 15C 15B
6108	Communication Tester	CMU200	R&S	22/24/27, 15C 15B
6105	Spectrum Analyzer	FSV-30	R&S	22/24/27, 15C 15B
6251	Temperature Test Chamber	VT4002	Vötsch	22/24/27, 15C 15B
6243	Power Splitter	1167B	Agilent	22/24/27, 15C 15B
6245	Attenuator 10dB	BW-S10-2W263+	Mini-Circuits	22/24/27, 15C 15B
6244	Attenuator 20dB	BW-S20-2W263+	Mini-Circuits	22/24/27, 15C 15B

9.2. Radiated measurements

Eq. No	Equipment	Type	Manufacturer	Used in
2388	Bluetooth Tester	CBT	R&S	15B
10479	Communication Tester	CMW500	R&S	22/24/27, 15C, 15B
2347	Communication Tester	CMU200	R&S	22/24/27, 15C, 15B
2009	Signal Generator	SMP 22	R&S	22/24/27, 15C, 15B
2348	Controller	G-1000DXC	Yaesu	22/24/27, 15C, 15B
2349	Computer Controller	g-1000DXC	Yaesu	22/24/27, 15C, 15B
2116	Controller	EMCO 2090	ETS	22/24/27, 15C, 15B
2109	Power Supply	PL330QMD	Thurlby	22/24/27, 15C, 15B
2353	Receiver	ESIB26	R&S	22/24/27, 15C, 15B
6115	Open switch and control unit	OSP 130	R&S	22/24/27, 15C 15B
6116	Open switch and control unit	OSP 150	R&S	22/24/27, 15C 15B

Eq. No	Equipment	Type	Manufacturer	Used in
6117	Open switch and control unit	OSP 150	R&S	22/24/27, 15C, 15B
6131	Notch Filter	WRCT902.4-0.4/40-8SS	Wainwright	22/24/27, 15C, 15B
6130	Notch Filter	WRCD1880-1.1.25/50-10SS	Wainwright	22/24/27
6159	Band Reject Filter	WRCD1747.8-0.4/40-5SS	Wainwright	22/24/27, 15C, 15B
6158	Band Reject Filter	WRCT836.6-0.4/40-8SS	Wainwright	22/24/27, 15C, 15B
6197	Band Reject Filter	WRCJV2531/2539-2523/2547-60/12SS	Wainwright	22/24/27, 15C, 15B
2231	Band Reject Filter	WRCG1947/1953-1940/1960-40/6SS	Wainwright	22/24/27, 15C, 15B
2391	Band Reject Filter	WRCG1729.4/1735.4-1722.4/1742.4-40/6SS	Wainwright	27
2386	Band Reject Filter	WRCG1764.4/1770.4-1760.4/1774.4-40/6SS	Wainwright	22/24/27, 15C, 15B
2385	Band Reject Filter	WRCG1744.4/1750.4-1740.4/1754.4-40/6SS	Wainwright	22/24/27, 15C, 15B
2357	Band Reject Filter	WRCG2400/2483-2390/2493-35/10SS	Wainwright	15C
2188	Preamplifier	AFS4-00100300-20-23P-6	Miteq	22/24/27, 15C, 15B
6195	High Pass Filter	-	Wainwright	22/24/27, 15C, 15B
2364	Band Reject Filter	WRCG1877/1883 - 1870/1890-40/6SS	Wainwright	24
2361	Anechoic Chamber	3 m Semi / Full Anechoic Chamber	Euroshield	22/24/27, 15C, 15B
6212	Antenna Array system	-	TCC	22/24/27, 15C, 15B
-	RF immunity / Emission Software	EMC32	R&S	22/24/27, 15C, 15B
6089	Antenna	HFH2-Z2	R&S	15C, 15B
2027	CDN	M2 (modified) DC1	MEB	22/24/27, 15C, 15B
2028	CDN	M3 (modified) DC2	MEB	22/24/27, 15C, 15B
2176	CDN	CDN 801-M3	Lüthi	22/24/27, 15C, 15B
2135	CDN	CDN 801-M3	Lüthi	22/24/27, 15C, 15B
2029	Power Supply	PL330	Thurlby	22/24/27, 15C
6038	Data Logger	Testo 580	Testo	22/24/27, 15C, 15B
6037	Data Logger	175-H2	Testo	22/24/27, 15C, 15B
6039	USB Interface	5541765	Testo	22/24/27, 15C, 15B

END OF REPORT