

ANNEX 4: Measurement Diagrams
to
TEST REPORT
No.: 2-20810461-13-1ab







Laboratory Accreditation and Listings			
 Deutsche Akkreditierungsstelle D-PL-12047-01-01	 Federal Communications Commission U.S.A. Reg. No.: 736496 MRA US-EU 0003	 Industry Canada Reg. No.: 3462D-1 Reg. No.: 3462D-2 Reg. No.: 3462D-3	 Voluntary Controls for Electromagnetic Emissions Reg. No.: R-2665, R-2666 C-2914, T-1967, G-301
 WiFi ALLIANCE AUTHORIZED RF LABORATORY	 LAB CODE 20011130-00		
accredited according to DIN EN ISO/IEC 17025			
CETECOM GmbH Laboratory Radio Communications & Electromagnetic Compatibility Im Teelbruch 116 • 45219 Essen • Germany Registered in Essen, Germany, Reg. No.: HRB Essen 8984 Tel.: + 49 (0) 20 54 / 95 19-954 • Fax: + 49 (0) 20 54 / 95 19-964 E-mail: info@cetecom.com • Internet: www.cetecom.com			

Table of contents

1. CONDUCTED EMISSIONS ON AC-POWER LINES	4
2. 6DB BANDWIDTH (CONDUCTED)	6
2.1. Channels 1, 6 and 11 (b-Mode, 1 Mbps)	6
2.2. Channels 1, 6 and 11 (b-Mode, 2 Mbps)	7
2.3. Channels 1, 6 and 11 (b-Mode, 5.5 Mbps)	9
2.4. Channels 1, 6 and 11 (b-Mode, 11 Mbps).....	10
2.5. Channels 1 and 6 /11 (g-Mode, 9/6 Mbps)	12
2.6. Channels 1 and 6 /11 (g-Mode, 18/12 Mbps)	13
2.7. Channels 1 and 6 /11 (g-Mode, 36/24 Mbps)	15
2.8. Channels 1 and 6 /11 (g-Mode, 54/48 Mbps)	16
2.9. Channels 1 and 6 /11 (n-Mode, 13/6.5 Mbps)	18
2.10. Channels 1 and 6 /11 (n-Mode, 26/19.5 Mbps)	19
2.11. Channels 1 and 6 /11 (n-Mode, 65/58.5 Mbps)	21
2.12. Channels 149 and 157 /165 (UNII/ISM a-Mode, 27/13.5 Mbps)	22
2.13. Channels 149 and 157 /165 (UNII/ISM a-Mode, 27/13.5 Mbps)	24
2.14. Channels 149 and 157 /165 (UNII/ISM a-Mode, 54/40.5 Mbps)	25
2.15. Channels 149 and 157 /165 (UNII/ISM a-Mode, 108/81 Mbps)	27
2.16. Channels 149 and 157 /165 (UNII/ISM a-Mode, 135/121.5 Mbps)	28
2.17. Channels 149 and 157 /165 (UNII/ISM n(20)-Mode, 13/6.5 Mbps)	30
2.18. Channels 149 and 157 /165 (UNII/ISM n(20)-Mode, 26/19.5 Mbps)	31
2.19. Channels 149 and 157 /165 (UNII/ISM n(20)-Mode, 52/39 Mbps)	33
2.20. Channels 149 and 157 /165 (UNII/ISM n(20)-Mode, 65/58.5 Mbps)	34
2.21. Channels 151/159 (UNII/ISM n(40)-Mode, 27/13.5 Mbps).....	36
2.22. Channels 151/159 (UNII/ISM n(40)-Mode, 54/40.5 Mbps).....	37
2.23. Channels 151/159 (UNII/ISM n(40)-Mode, 108/81 Mbps).....	38
2.24. Channels 151/159 (UNII/ISM n(40)-Mode, 135/121.5 Mbps).....	39
3. 99% OCCUPIED BANDWIDTH (CONDUCTED)	40
2.1 Channels low and high (b-Mode)	40
2.2 Channels low and high (g-Mode)	41
2.3 Channels low and high (n-Mode)	42
2.4 Channels low and high (UNII/ISM, a-Mode).....	43
2.5 Channels low and high (UNII/ISM, n(20)-Mode)	44
2.6 Channels low and high (UNII/ISM, n(40)-Mode)	45
3. OUT-OF-BAND RF- AND BAND-EDGE EMISSIONS (20DBC)	46
3.1 Channels 1 and 6/11 (b-Mode, 11/5 Mbps)	46
3.2 Channels 1/6/11 (g-Mode, 18/36/48 Mbps).....	49
3.3 Channels 1/6/11 (n-Mode, 26/65/58.5 Mbps).....	52
3.4 Channels 149/157/165 (UNII/ISM a-Mode, 54/48/12 Mbps).....	55
3.5 Channels 149/157/165 (UNII/ISM n(20)-Mode, 54/65/19.5 Mbps).....	58
3.6 Channels 151/159 (UNII/ISM n(40)-Mode, 18/36/48 Mbps).....	61
4. POWER SPECTRAL DENSITY (CONDUCTED)	63
4.1 Channels 1, 6 and 11 (b-Mode)	63
4.2 Channels 1, 6 and 11 (g-Mode)	64
4.3 Channels 1, 6 and 11 (n-Mode)	66
4.4 Channels 149, 157 and 165 (UNII/ISM, a-Mode)	69
4.5 Channels 149, 157 and 165 (UNII/ISM n(20)-Mode)	70
4.6 Channels 151 and 159 (UNII/ISM n(40)-Mode)	72
5. DUTY-CYCLE	73
5.1 b-Mode	73
5.2 g-Mode	73
5.3 n-Mode	74
5.4 UNII/ISM a-Mode	74
5.5 UNII/ISM n20-Mode	75
5.6 UNII/ISM n40-Mode	75

6. RADIATED FIELD STRENGTH MEASUREMENTS ACCORD. §15.209&15.205.....	76
6.1 Below 30 MHz.....	76
6.2 1 30 MHz < x < 1 GHz.....	83
6.3 1 GHz < x < 18 GHz.....	94
6.4 18 GHz < x < 40 GHz.....	107
7. RADIATED BAND-EDGE MEASUREMENTS ACCORD. §15.209 & §15.205	112

1. Conducted emissions on AC-Power lines

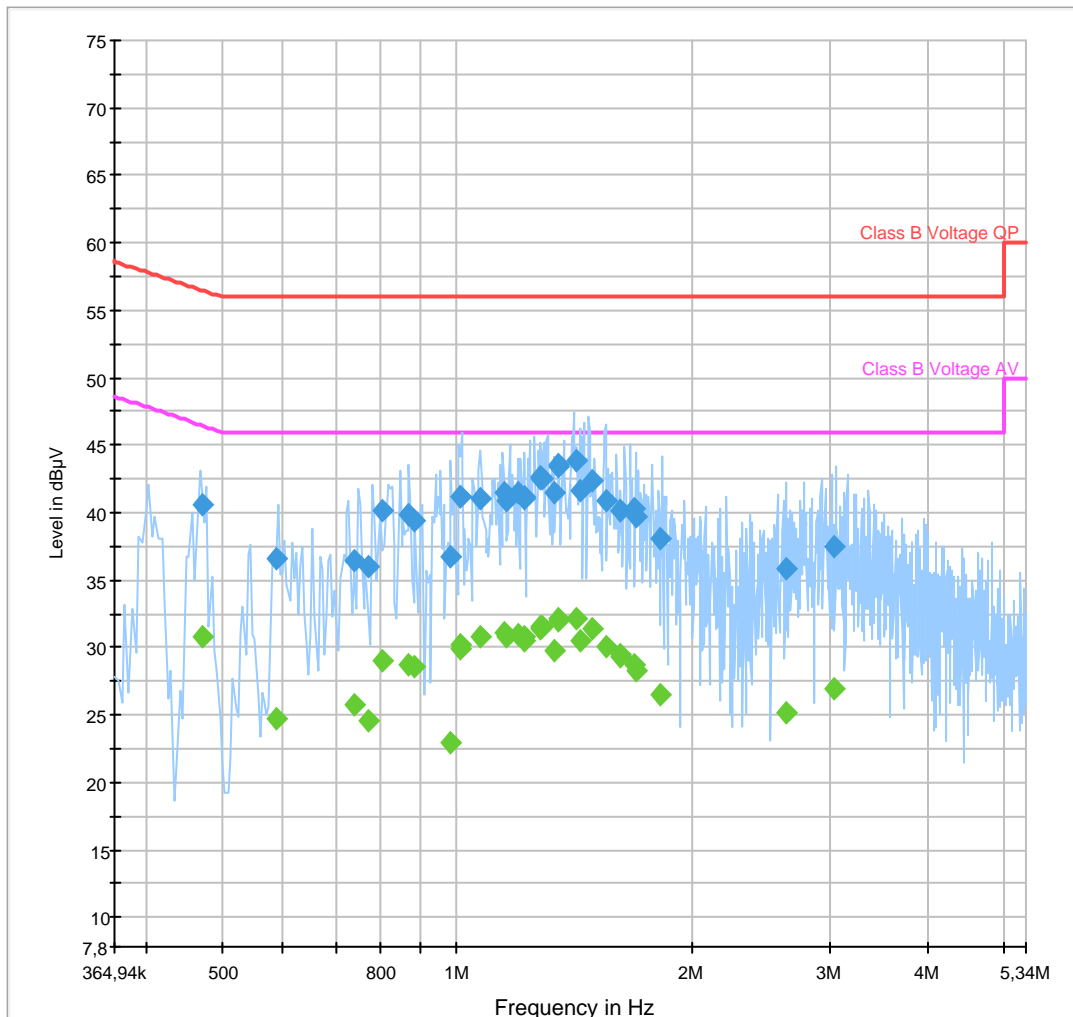
Diagram No. 1.01

Test Description:	Date: 28.02.2013 Page 1 of 2
Version of Testsoftware:	Ref.-Nr. 348, Conducted Voltage Measurement Class B
Testspecification:	V8.52.0
Technical Data:	FCC 15.107, FCC 15.207
Diagram:	Please see next page for detailed information
Operator name:	Shows the peak values as a sum of measured ports (N+L1) in maxhold mode
Report.- Nr.	OOu
	20810461-13-1a
Operating mode:	WLAN mode g (2.4 GHz), Tx, Ch 6
Measured on line:	Mains AC L1 and N
Power during test:	120 V AC 60 Hz

EUT Information

EUT Name:	TS-0000-BV(#23687) + AC-0400 + AI-0401 USB cable + AG-0500 HS
Manufacturer:	Sony
IMEI:	0000-0000-001055-3
S/N:	CB5A1NL15
FW:	Build-no. 10.1.C.0.172
Accessories:	#22469 AC charger plug EP880 + #22683 USB to micro USB cable (1m),

01b_FCC_107_207_Class B_Voltage_PK_QPAV_N_L1



Date: 28.02.2013 Page 2 of 2

Final Result 1

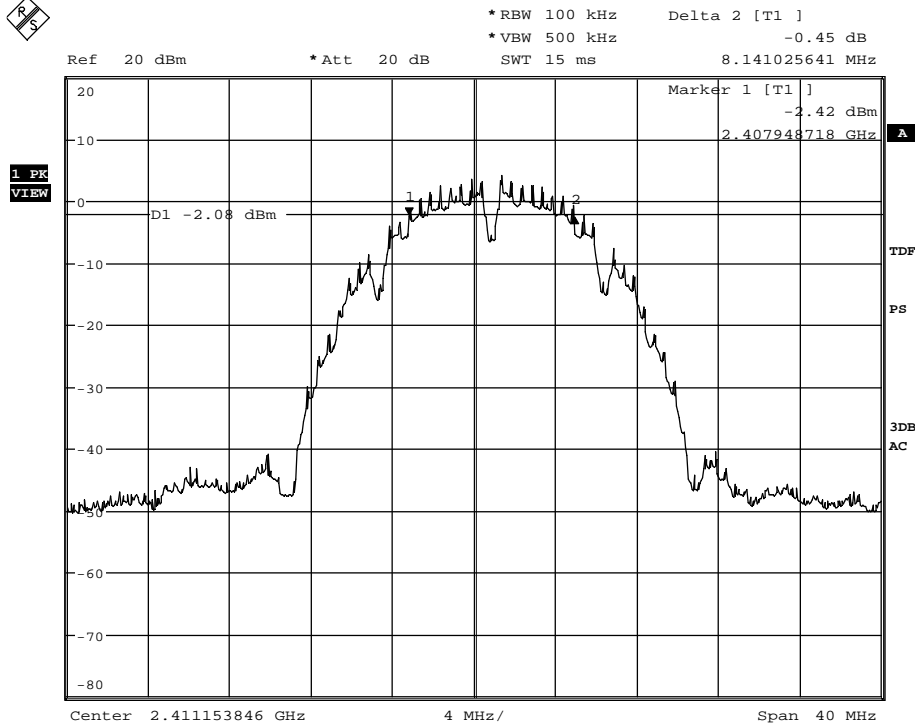
Frequency (MHz)	QuasiPeak (dB μ V)	Meas. Time (ms)	Bandwidth (kHz)	PE	Line	Corr	Margin (dB)	Limit (dB μ V)
0.472813	40.6	1000.0	9.000	GND	N	0.1	15.8	56.5
0.588906	36.6	1000.0	9.000	GND	N	0.2	19.4	56.0
0.740625	36.4	1000.0	9.000	GND	N	0.2	19.6	56.0
0.770156	36.0	1000.0	9.000	GND	N	0.2	20.0	56.0
0.801406	40.2	1000.0	9.000	GND	N	0.2	15.8	56.0
0.867813	39.9	1000.0	9.000	GND	N	0.3	16.1	56.0
0.881250	39.4	1000.0	9.000	GND	N	0.2	16.6	56.0
0.979531	36.8	1000.0	9.000	GND	N	0.3	19.2	56.0
1.007969	41.2	1000.0	9.000	GND	N	0.3	14.8	56.0
1.010781	41.2	1000.0	9.000	GND	N	0.3	14.8	56.0
1.074375	41.0	1000.0	9.000	GND	N	0.3	15.0	56.0
1.147031	41.5	1000.0	9.000	GND	N	0.3	14.5	56.0
1.153594	41.0	1000.0	9.000	GND	N	0.3	15.0	56.0
1.199375	41.4	1000.0	9.000	GND	N	0.3	14.6	56.0
1.217344	41.1	1000.0	9.000	GND	N	0.3	14.9	56.0
1.222813	41.0	1000.0	9.000	GND	N	0.3	15.0	56.0
1.278125	42.7	1000.0	9.000	GND	N	0.3	13.3	56.0
1.281406	42.5	1000.0	9.000	GND	N	0.3	13.5	56.0
1.281875	42.5	1000.0	9.000	GND	N	0.3	13.5	56.0
1.328750	41.5	1000.0	9.000	GND	N	0.3	14.5	56.0
1.347188	43.4	1000.0	9.000	GND	N	0.3	12.6	56.0
1.351250	43.5	1000.0	9.000	GND	N	0.3	12.5	56.0
1.419219	43.9	1000.0	9.000	GND	N	0.3	12.1	56.0
1.438281	41.6	1000.0	9.000	GND	N	0.3	14.4	56.0
1.486719	42.4	1000.0	9.000	GND	N	0.3	13.6	56.0
1.555938	40.9	1000.0	9.000	GND	N	0.3	15.1	56.0
...

Final Result 2

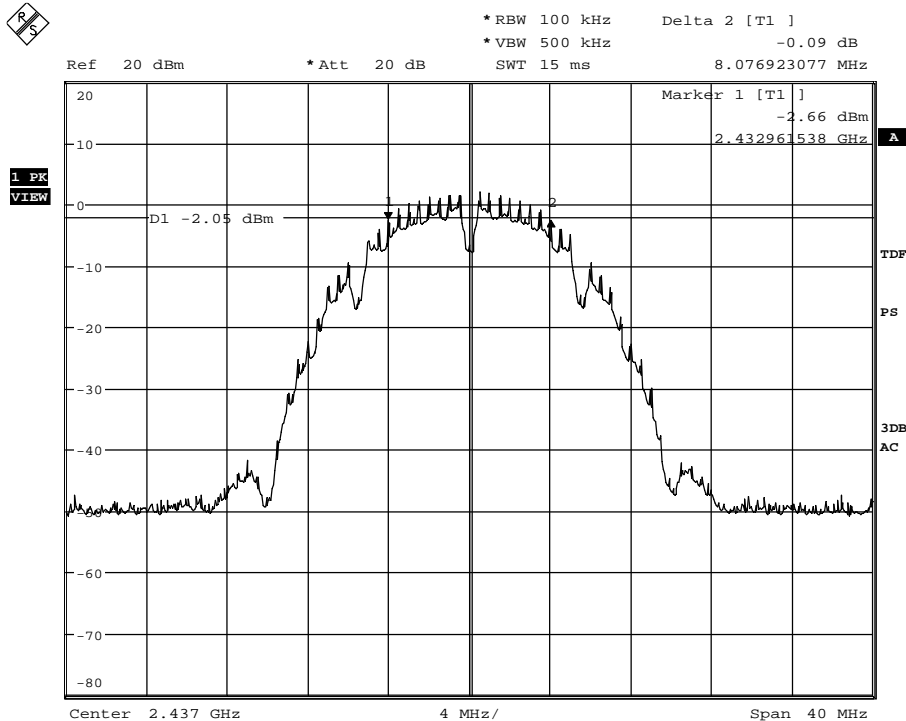
Frequency (MHz)	CAverage (dB μ V)	Meas. Time (ms)	Bandwidth (kHz)	PE	Line	Corr	Margin (dB)	Limit (dB μ V)
0.472813	30.8	1000.0	9.000	GND	N	0.1	15.7	46.5
0.588906	24.7	1000.0	9.000	GND	N	0.2	21.3	46.0
0.740625	25.7	1000.0	9.000	GND	N	0.2	20.3	46.0
0.770156	24.6	1000.0	9.000	GND	N	0.2	21.4	46.0
0.801406	29.0	1000.0	9.000	GND	N	0.2	17.0	46.0
0.867813	28.7	1000.0	9.000	GND	N	0.3	17.3	46.0
0.881250	28.6	1000.0	9.000	GND	N	0.2	17.4	46.0
0.979531	22.9	1000.0	9.000	GND	N	0.3	23.1	46.0
1.007969	30.0	1000.0	9.000	GND	N	0.3	16.0	46.0
1.010781	30.2	1000.0	9.000	GND	N	0.3	15.8	46.0
1.074375	30.7	1000.0	9.000	GND	N	0.3	15.3	46.0
1.147031	31.1	1000.0	9.000	GND	N	0.3	14.9	46.0
1.153594	30.8	1000.0	9.000	GND	N	0.3	15.2	46.0
1.199375	30.9	1000.0	9.000	GND	N	0.3	15.1	46.0
1.217344	30.8	1000.0	9.000	GND	N	0.3	15.2	46.0
1.222813	30.5	1000.0	9.000	GND	N	0.3	15.5	46.0
1.278125	31.4	1000.0	9.000	GND	N	0.3	14.6	46.0
1.281406	31.6	1000.0	9.000	GND	N	0.3	14.4	46.0
1.281875	31.5	1000.0	9.000	GND	N	0.3	14.5	46.0
1.328750	29.8	1000.0	9.000	GND	N	0.3	16.2	46.0
1.347188	32.1	1000.0	9.000	GND	N	0.3	13.9	46.0
1.351250	32.1	1000.0	9.000	GND	N	0.3	14.0	46.0
1.419219	32.2	1000.0	9.000	GND	N	0.3	13.8	46.0
1.438281	30.6	1000.0	9.000	GND	N	0.3	15.4	46.0
1.486719	31.5	1000.0	9.000	GND	N	0.3	14.5	46.0
1.555938	30.1	1000.0	9.000	GND	N	0.3	15.9	46.0
...

2. 6dB bandwidth (conducted)

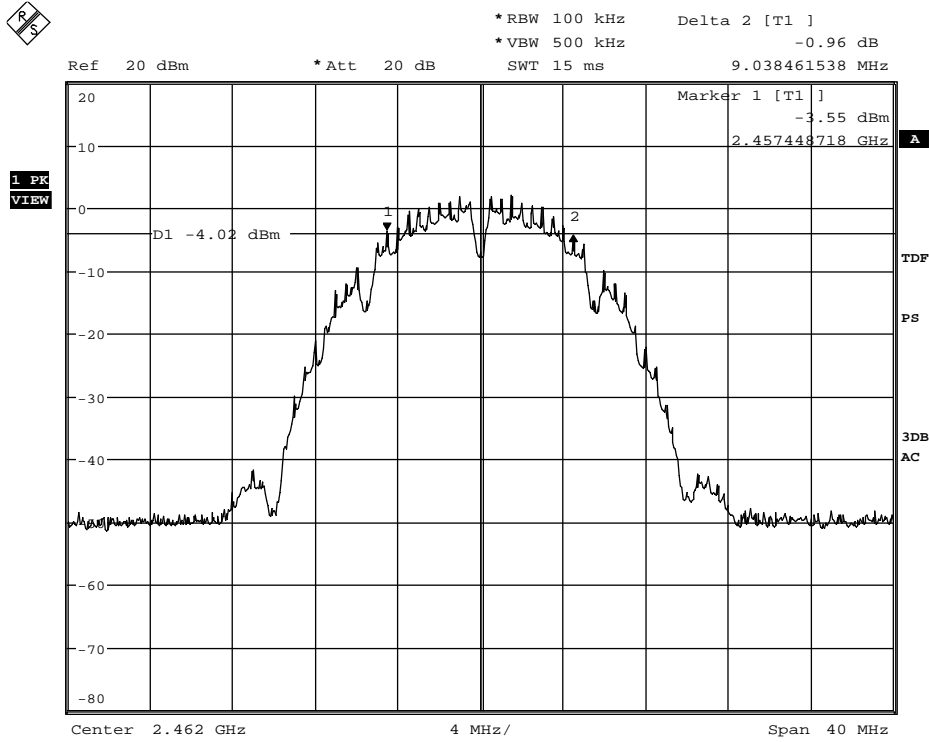
2.1. Channels 1, 6 and 11 (b-Mode, 1 Mbps)



Date: 31.JAN.2013 16:13:02

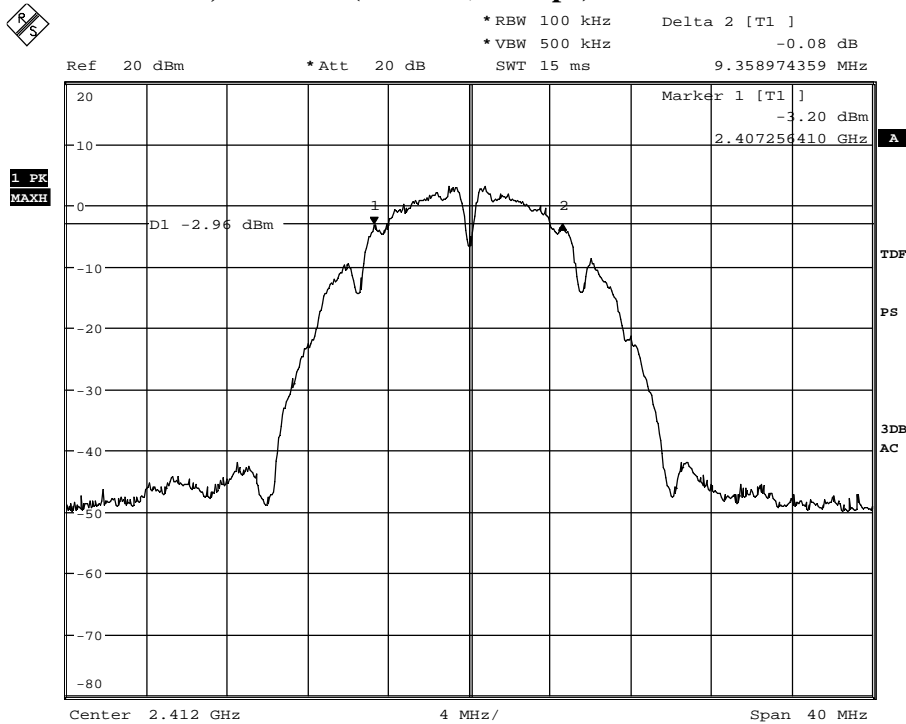


Date: 31.JAN.2013 16:33:09

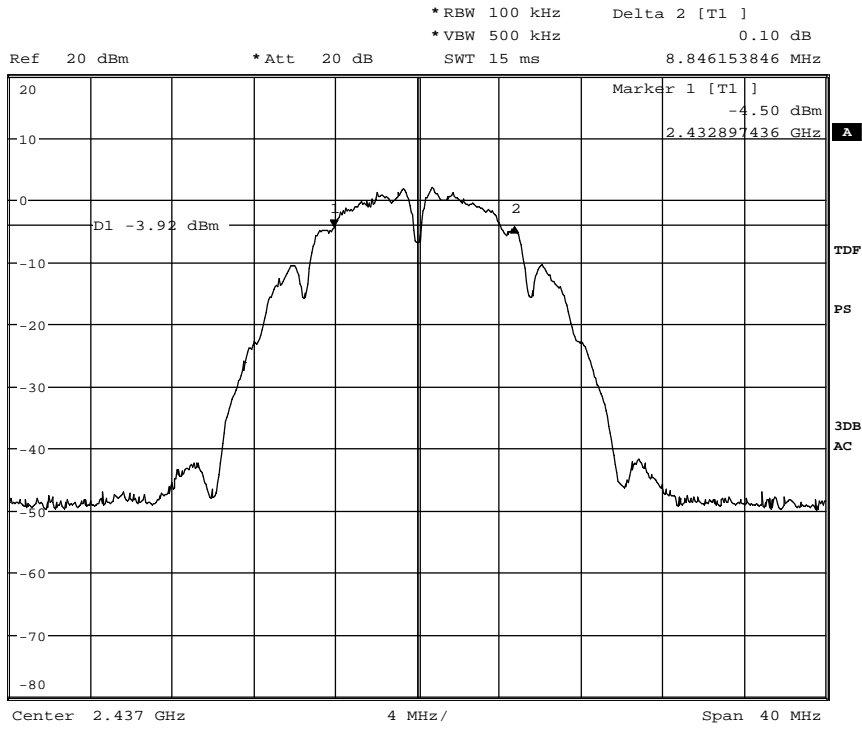


Date: 31.JAN.2013 16:48:39

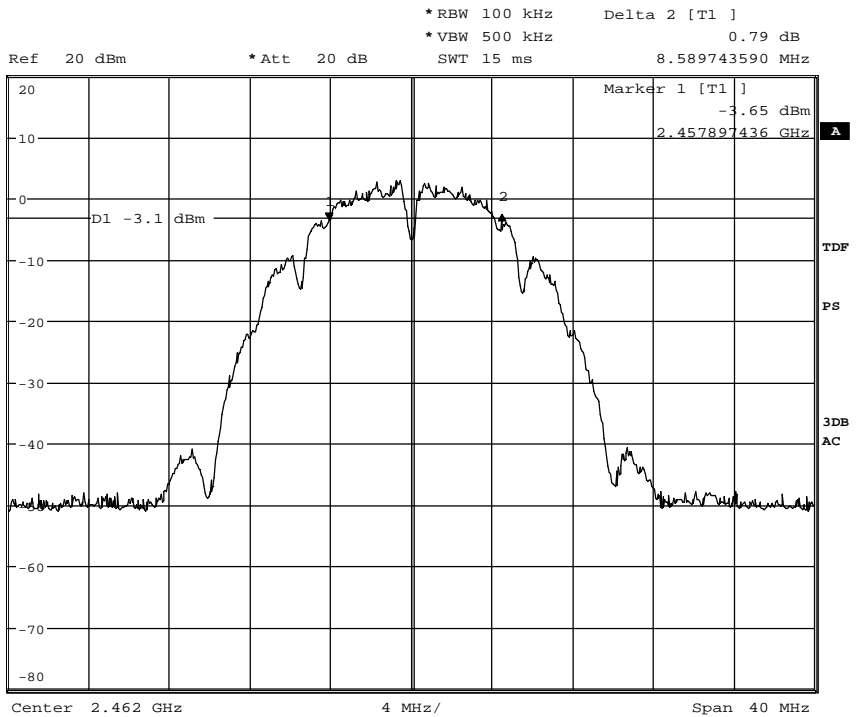
2.2. Channels 1, 6 and 11 (b-Mode, 2 Mbps)



Date: 31.JAN.2013 16:56:53

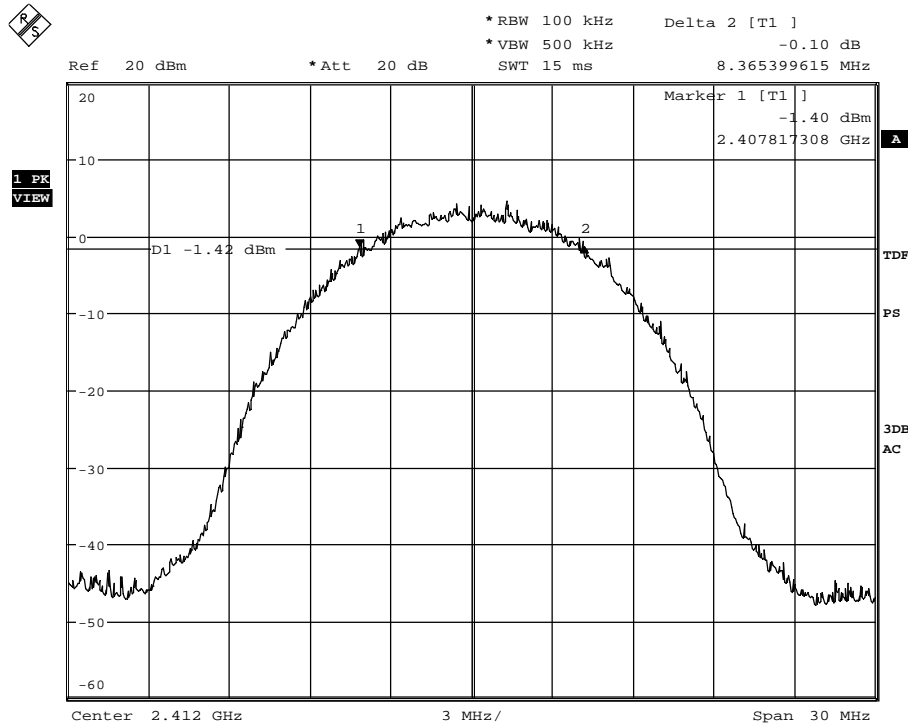


Date: 31.JAN.2013 16:53:39

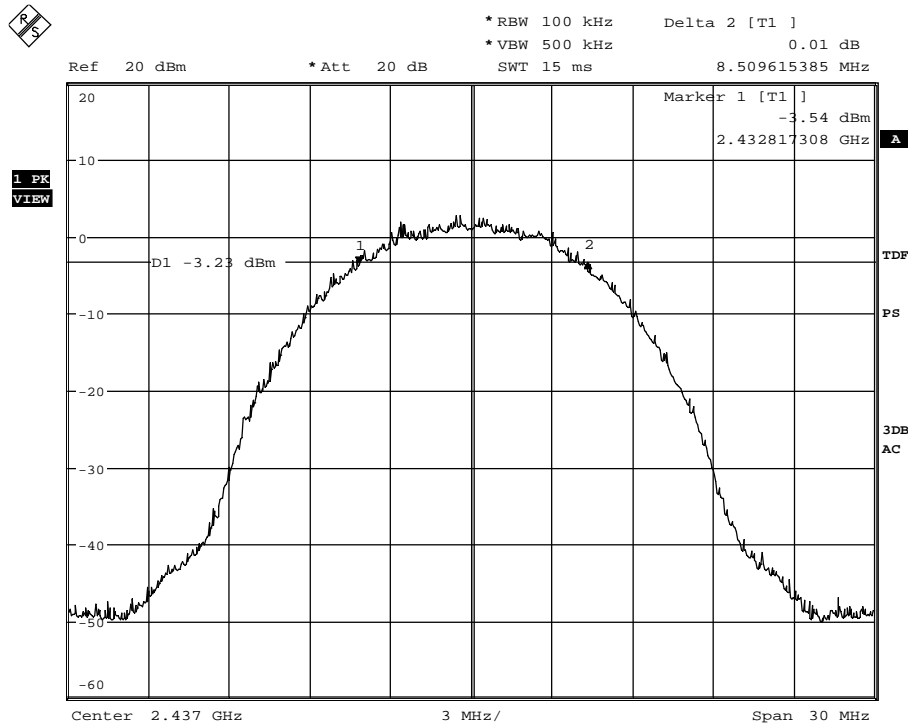


Date: 31.JAN.2013 16:43:54

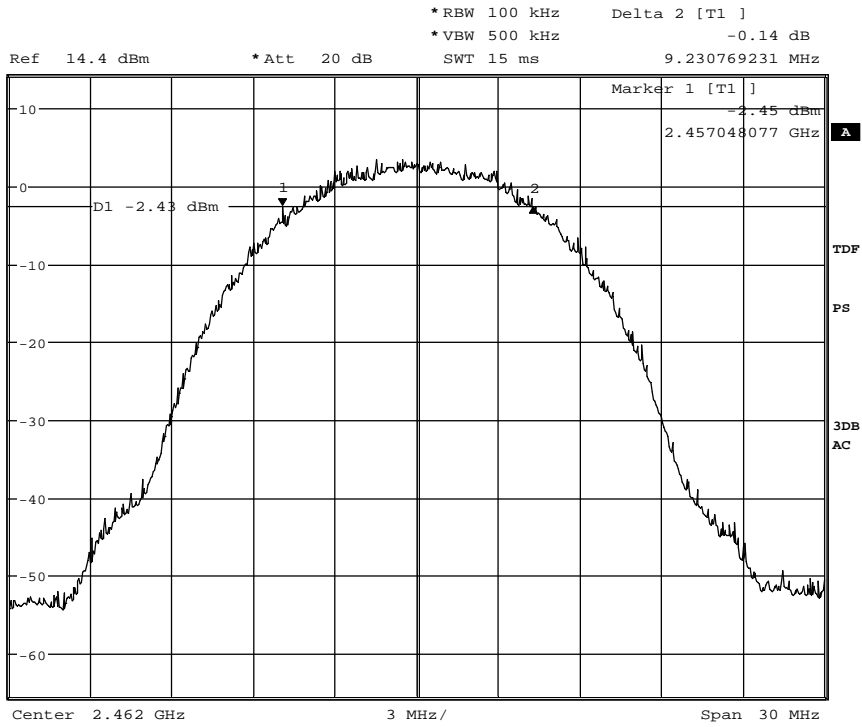
2.3. Channels 1, 6 and 11 (b-Mode, 5.5 Mbps)



Date: 4.FEB.2013 09:05:00

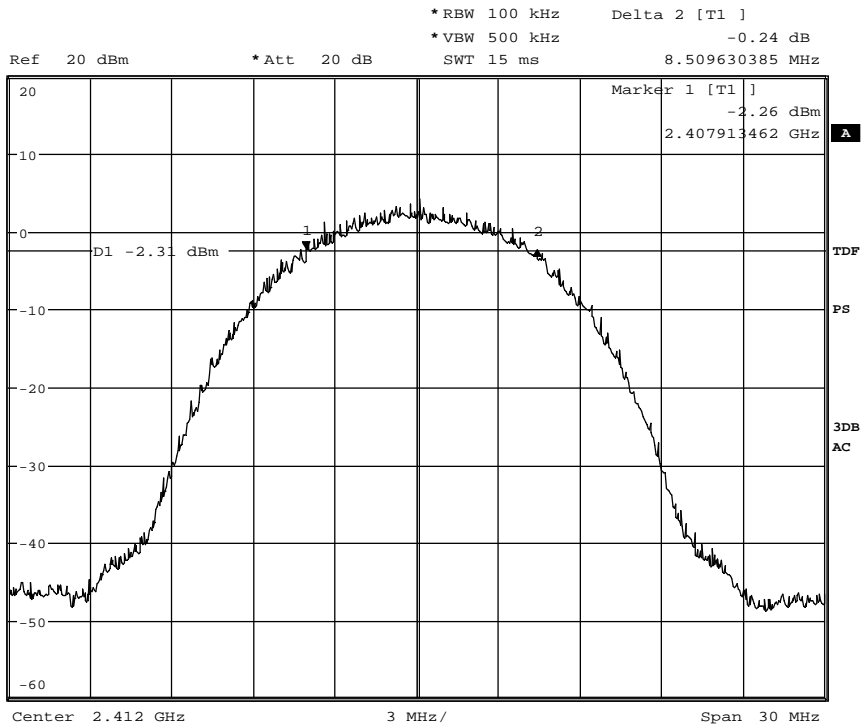


Date: 4.FEB.2013 11:11:40

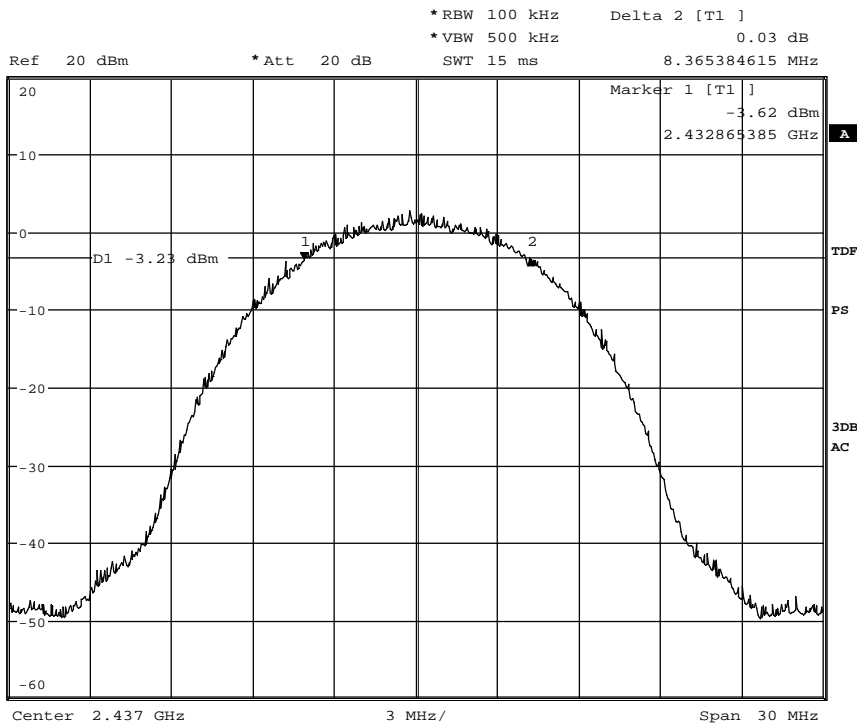


Date: 4.FEB.2013 12:40:33

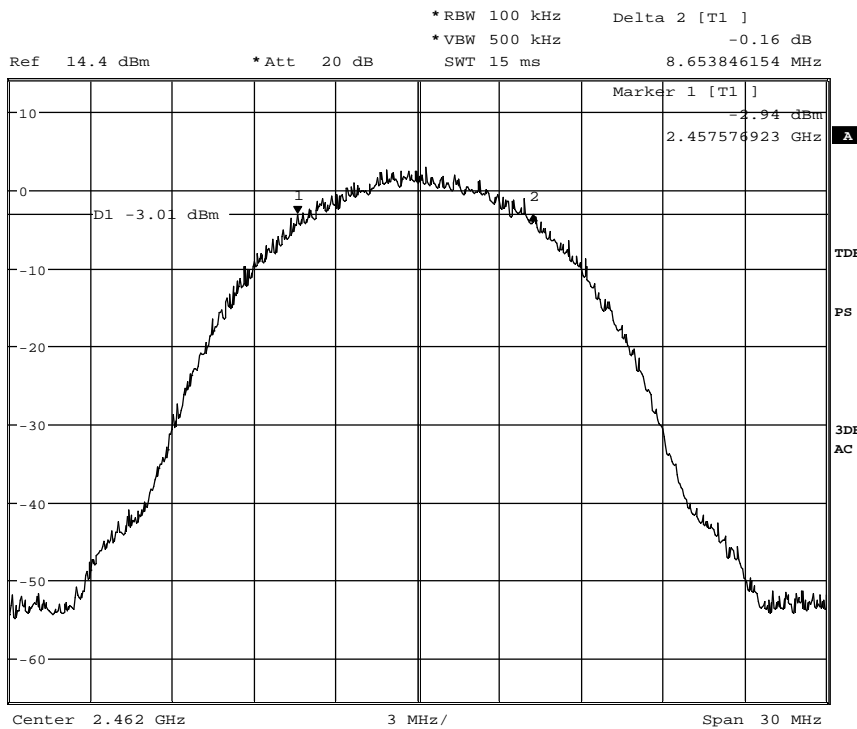
2.4. Channels 1, 6 and 11 (b-Mode, 11 MBps)



Date: 4.FEB.2013 09:09:38

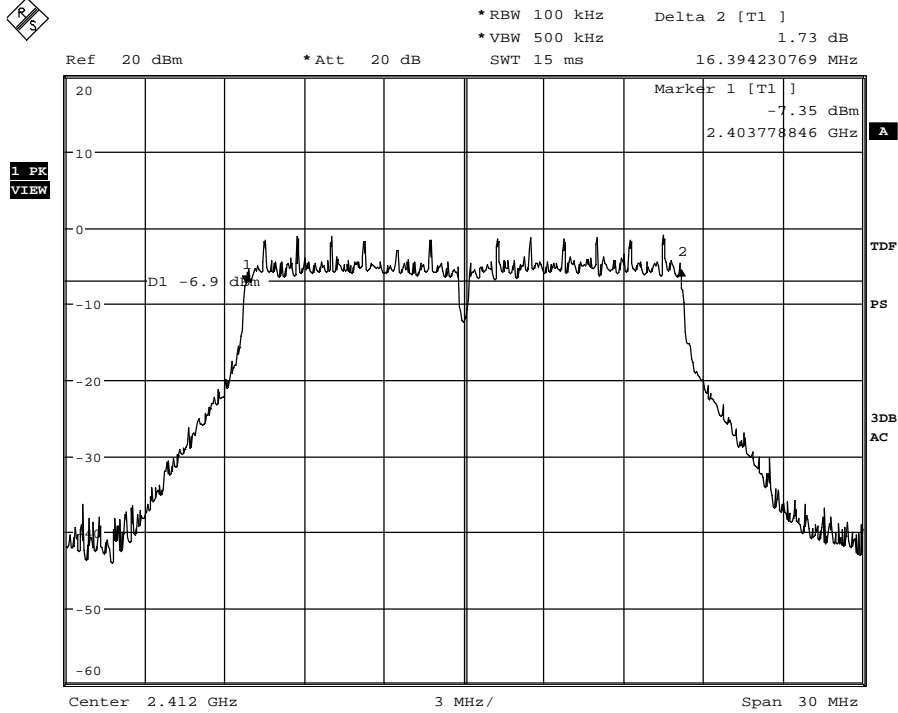


Date: 4.FEB.2013 11:17:07

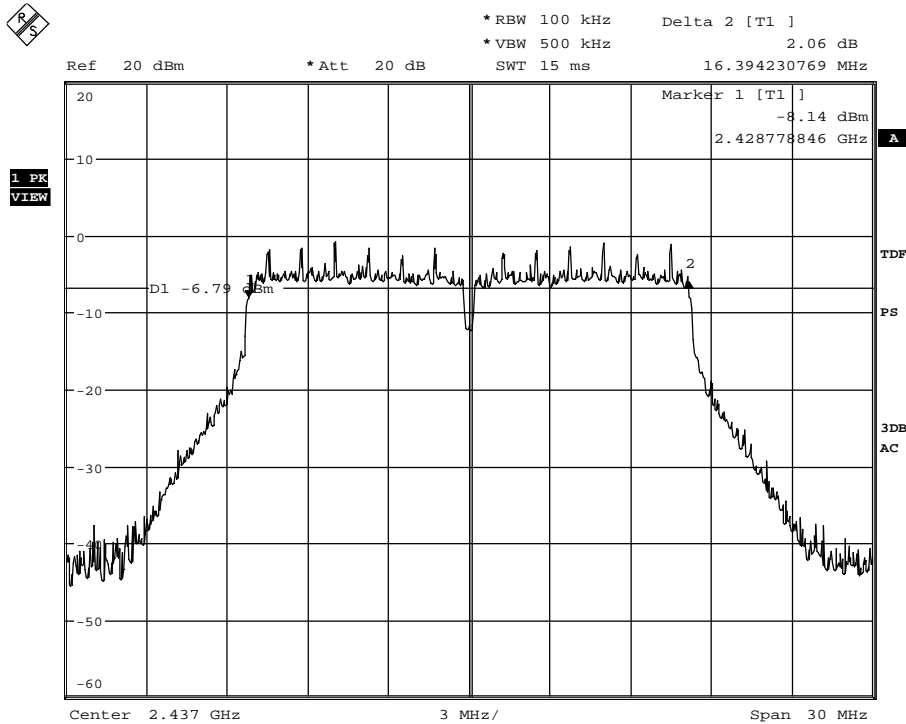


Date: 4.FEB.2013 12:43:15

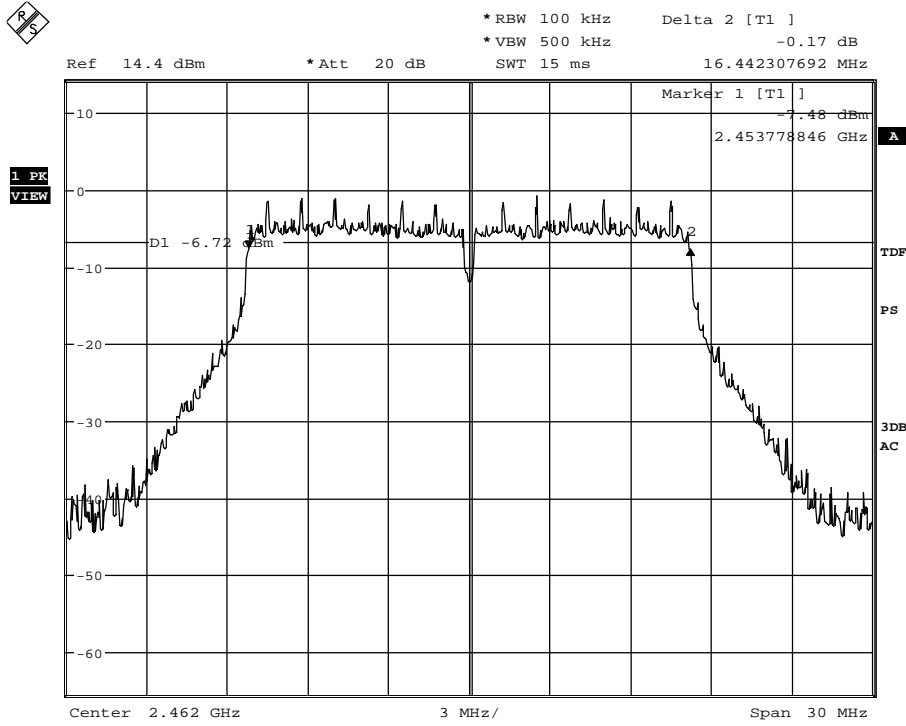
2.5. Channels 1 and 6 /11 (g-Mode, 9/6 Mbps)



Date: 4.FEB.2013 09:40:53

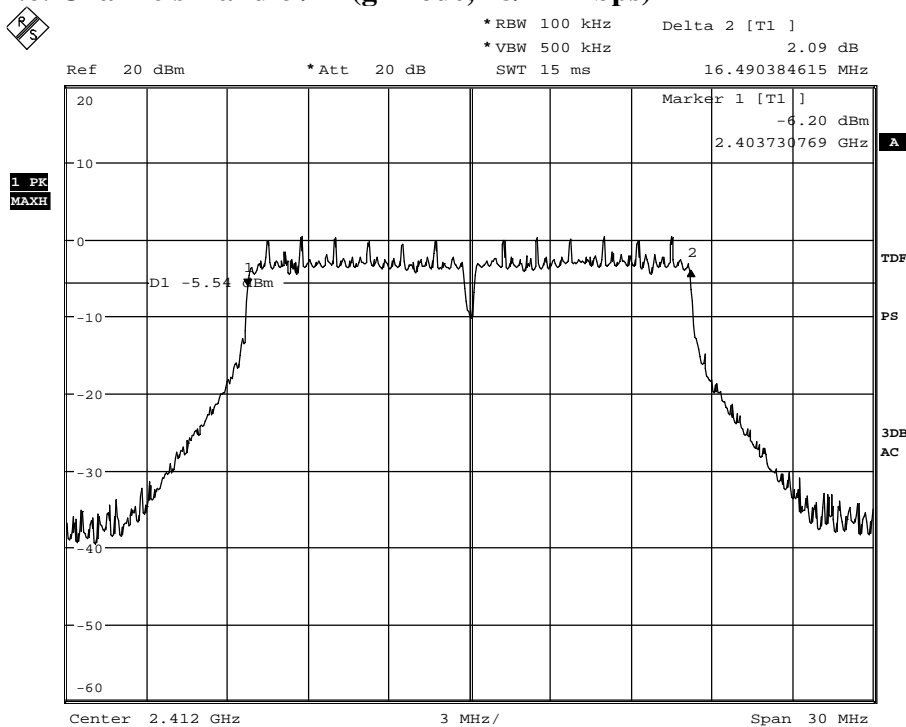


Date: 4.FEB.2013 11:20:19

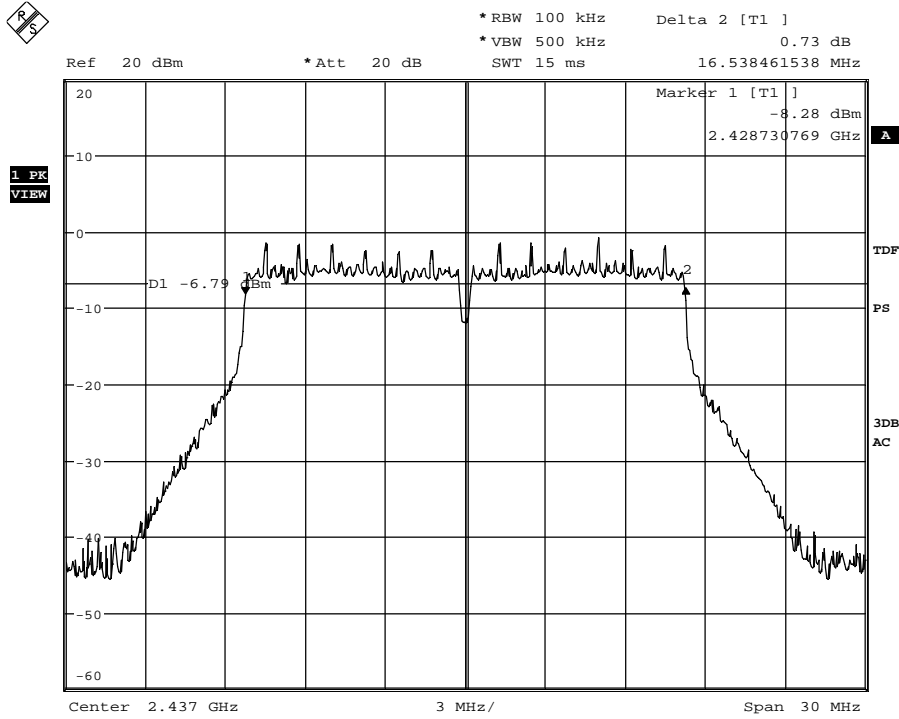


Date: 4.FEB.2013 12:45:52

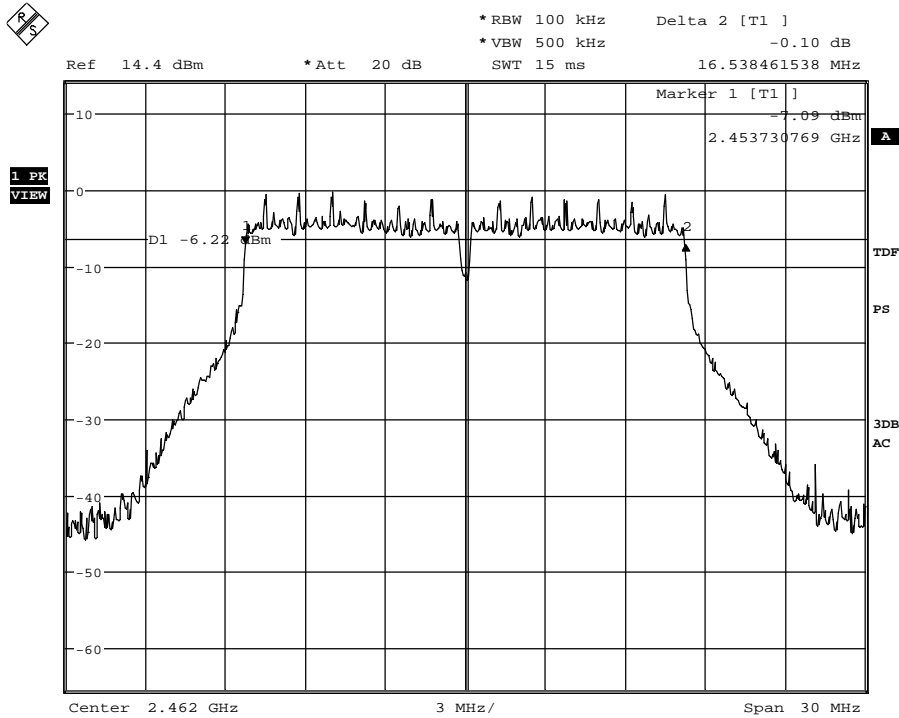
2.6. Channels 1 and 6 /11 (g-Mode, 18/12 Mbps)



Date: 4.FEB.2013 09:54:50

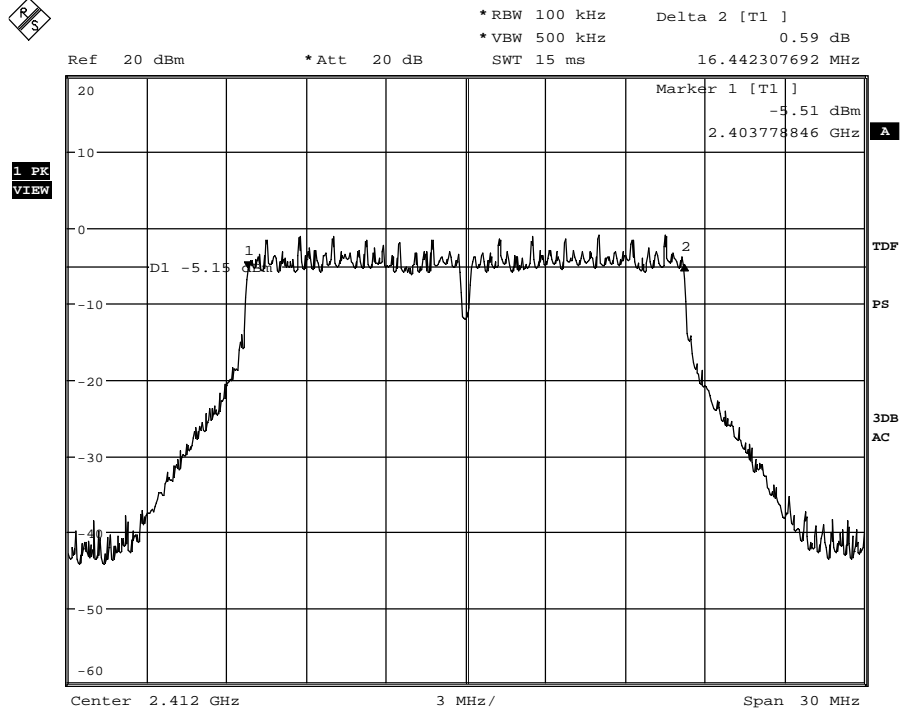


Date: 4.FEB.2013 11:26:12

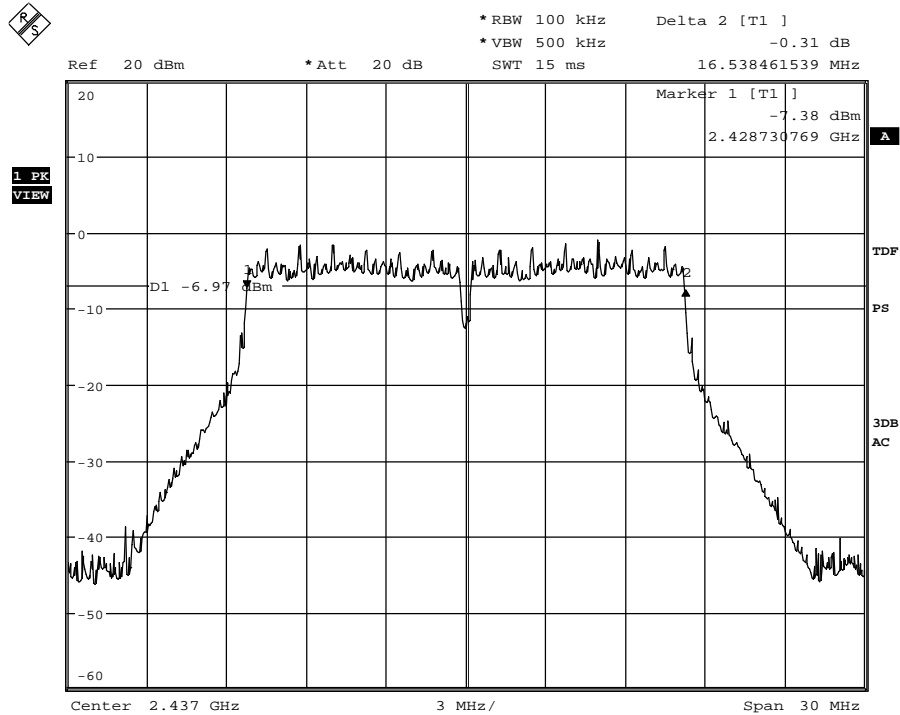


Date: 4.FEB.2013 12:56:59

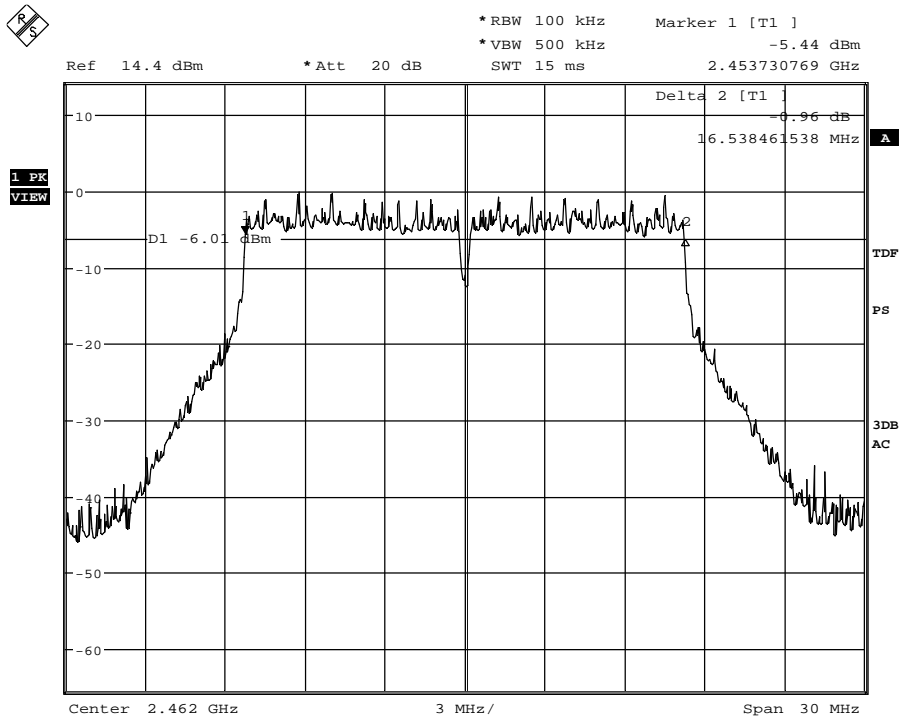
2.7. Channels 1 and 6 /11 (g-Mode, 36/24 Mbps)



Date: 4.FEB.2013 09:59:34

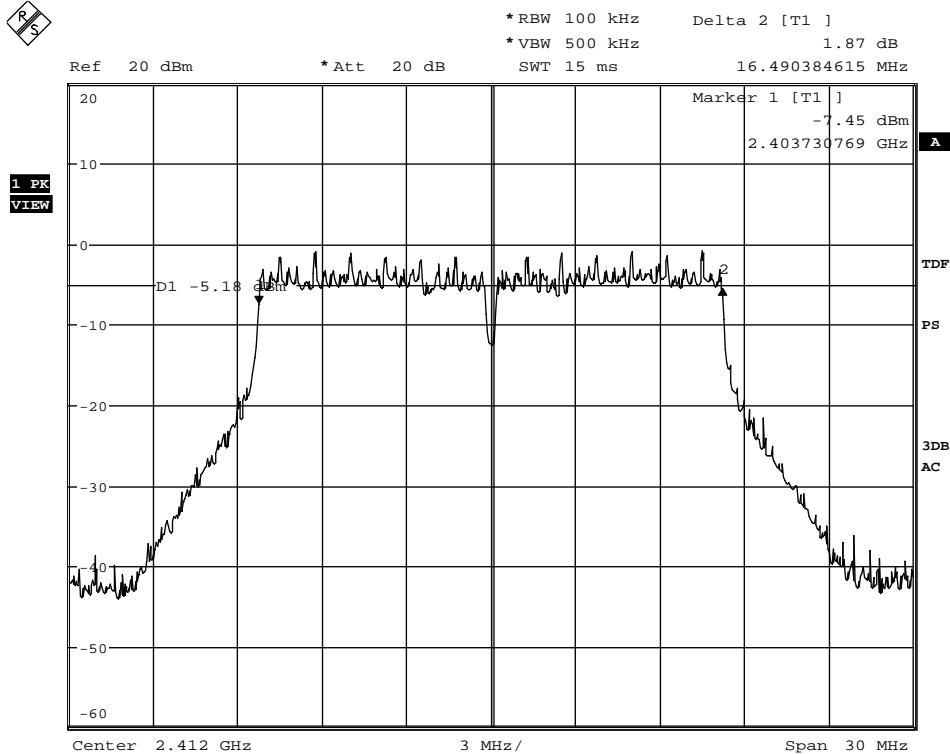


Date: 4.FEB.2013 11:42:54

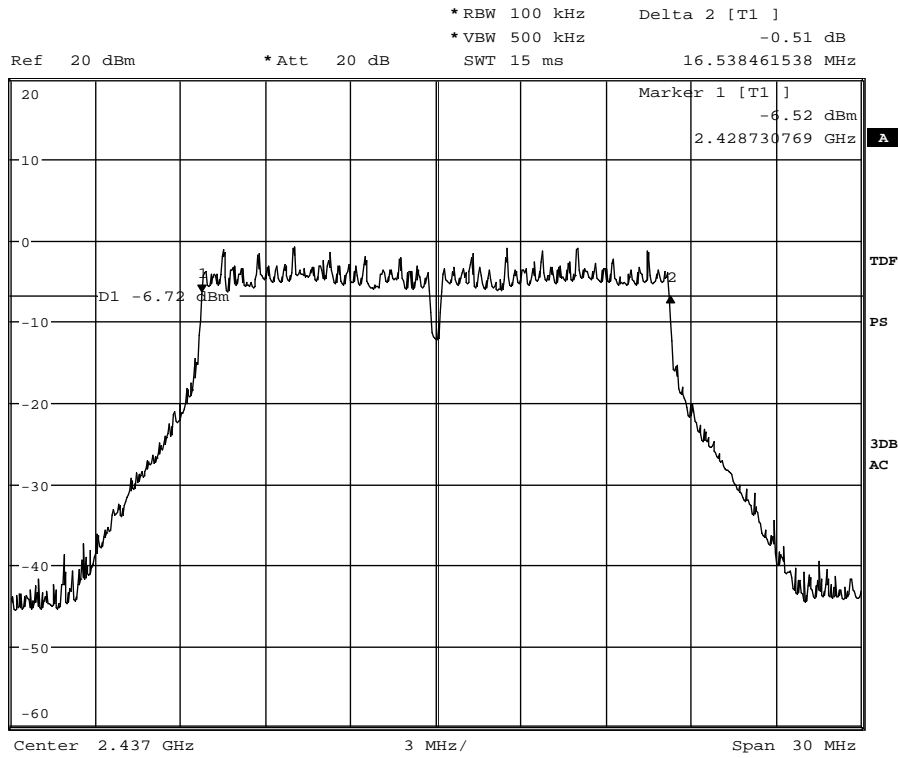


Date: 4.FEB.2013 12:59:39

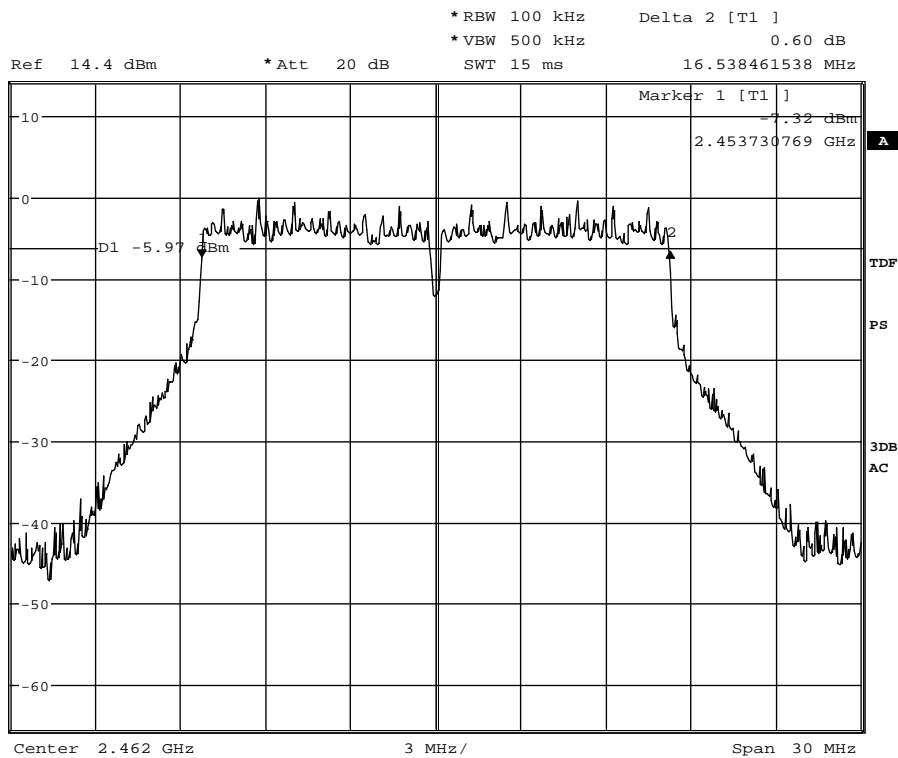
2.8. Channels 1 and 6 /11 (g-Mode, 54/48 Mbps)



Date: 4.FEB.2013 10:02:23

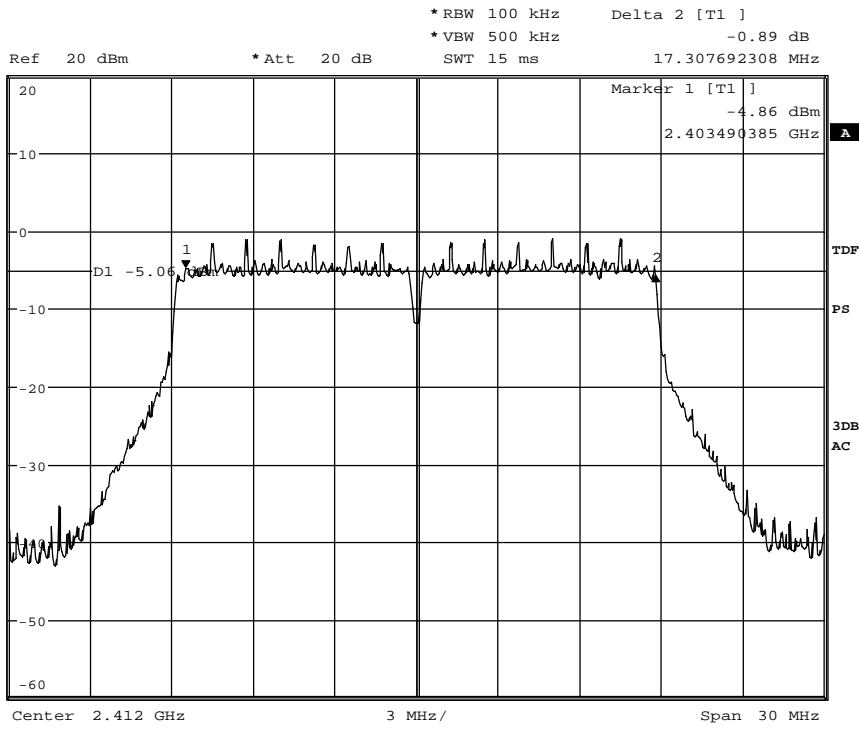


Date: 4.FEB.2013 11:46:32

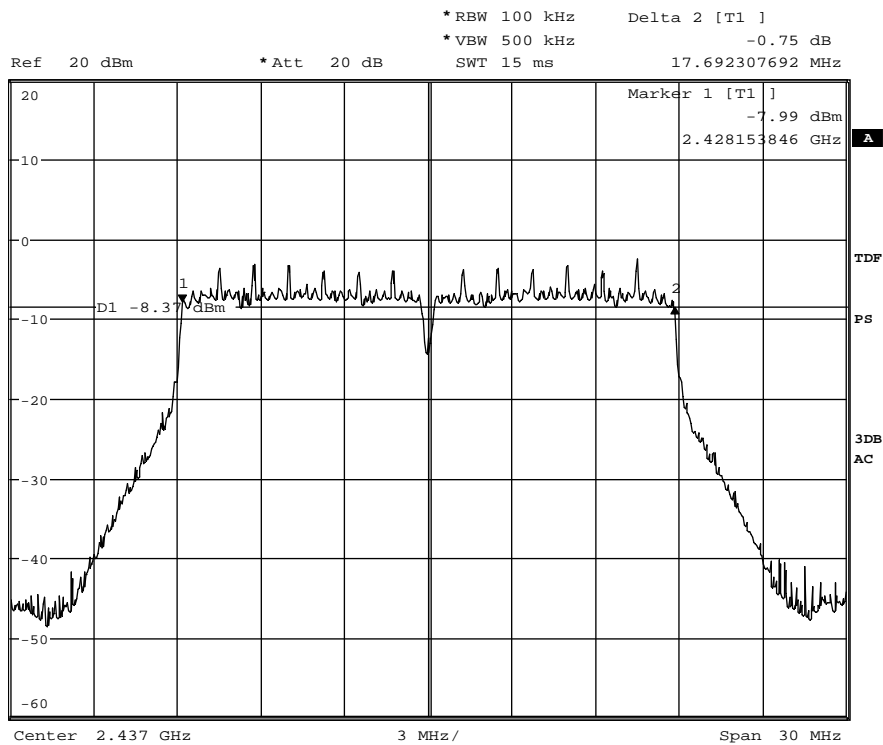


Date: 4.FEB.2013 13:02:47

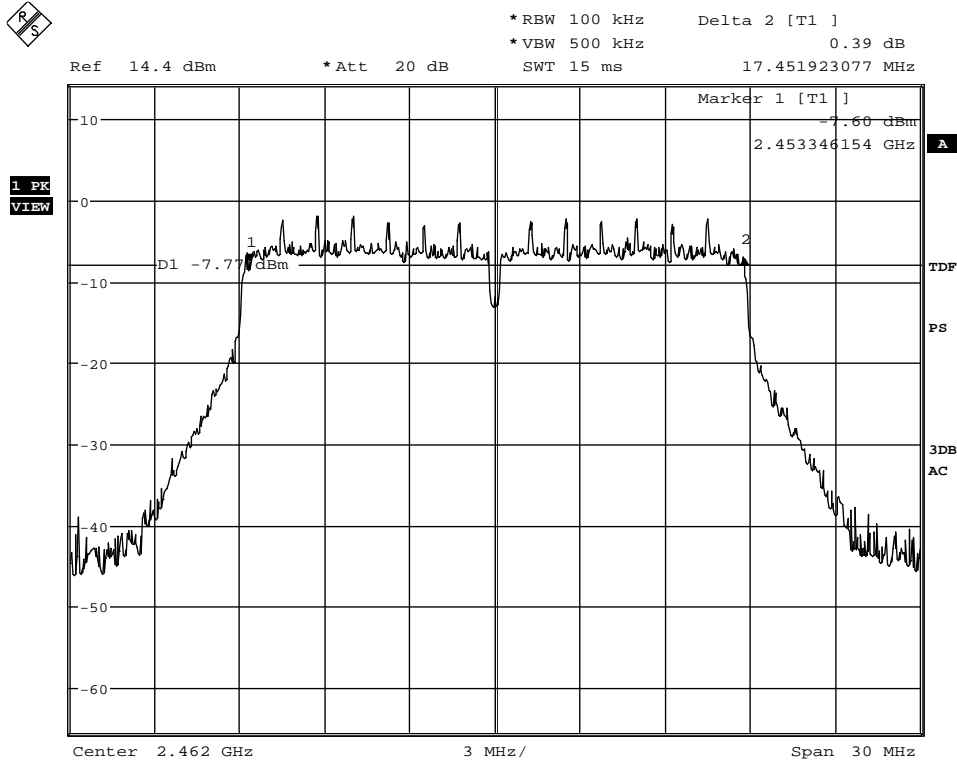
2.9. Channels 1 and 6 /11 (n-Mode, 13/6.5 Mbps)



Date: 4.FEB.2013 10:13:38

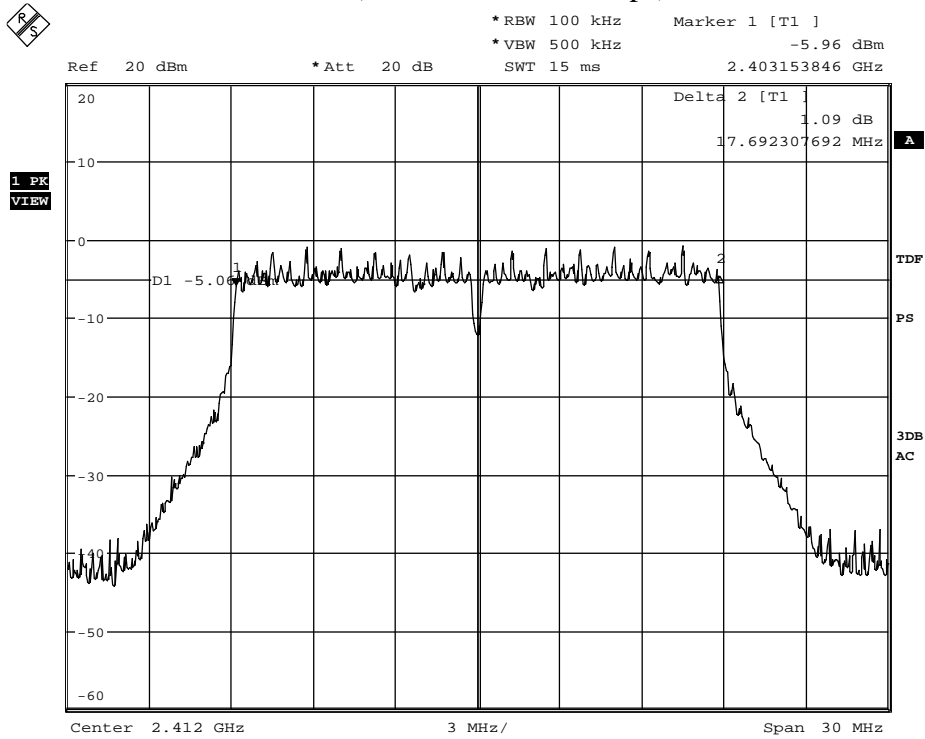


Date: 4.FEB.2013 11:50:35

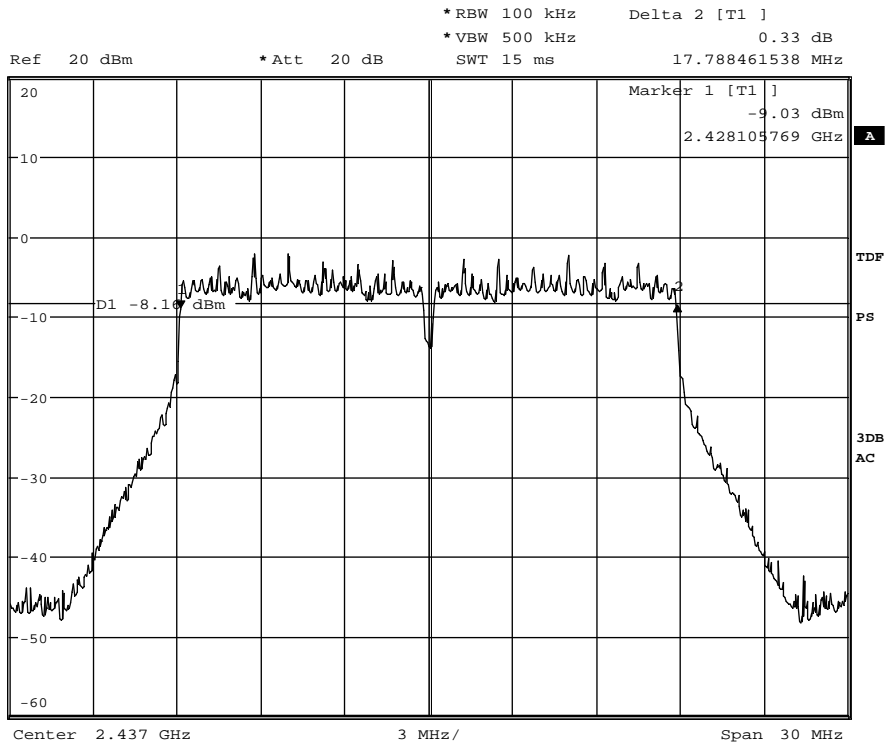


Date: 4.FEB.2013 14:11:17

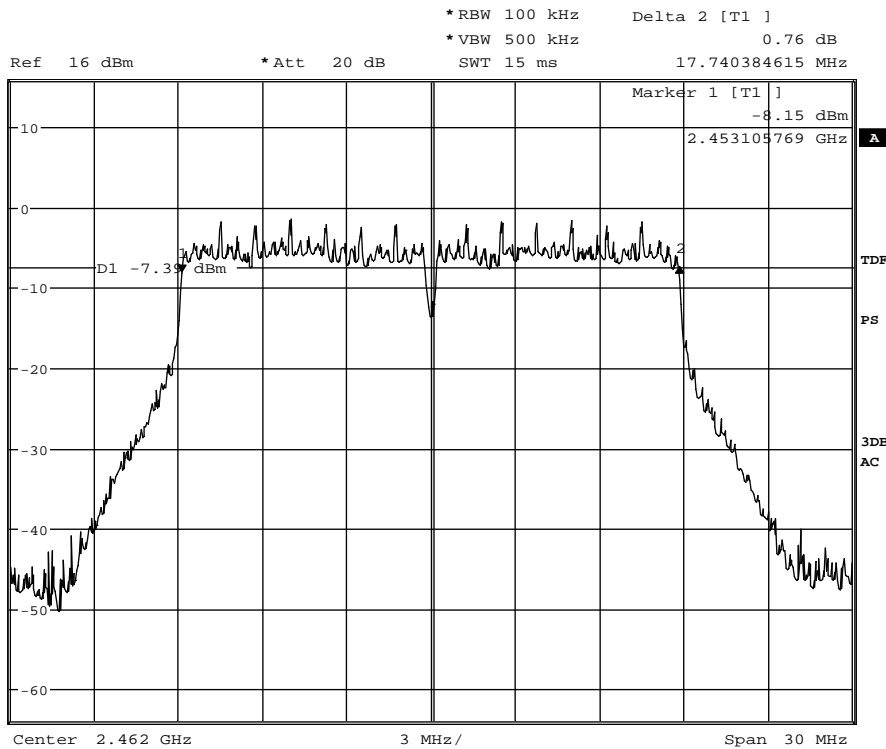
2.10. Channels 1 and 6 /11 (n-Mode, 26/19.5 Mbps)



Date: 4.FEB.2013 10:33:34

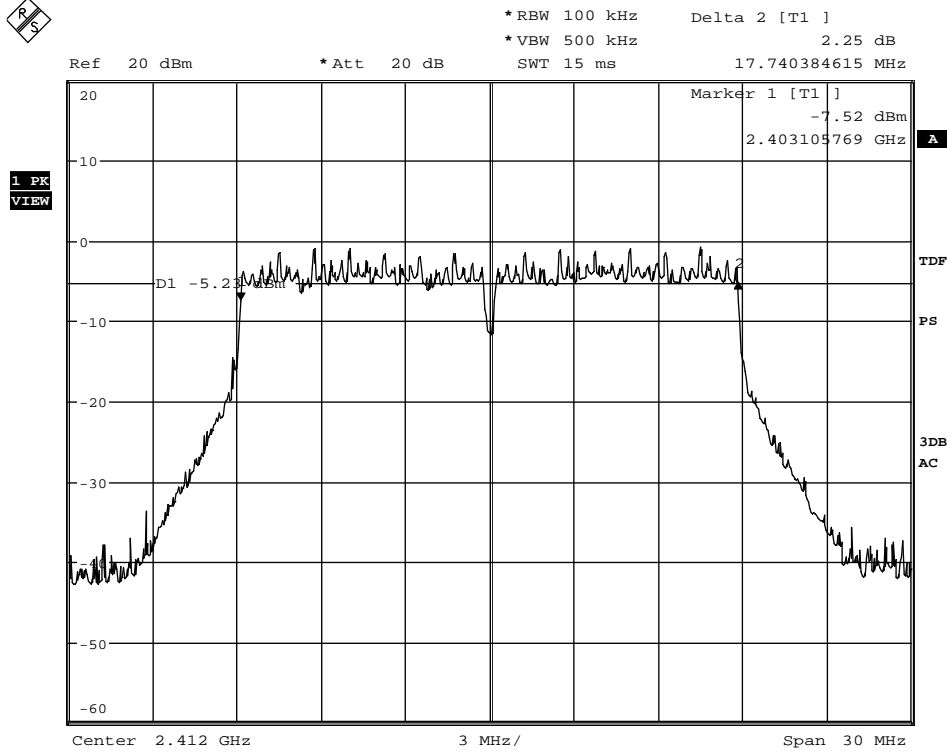


Date: 4.FEB.2013 11:55:09

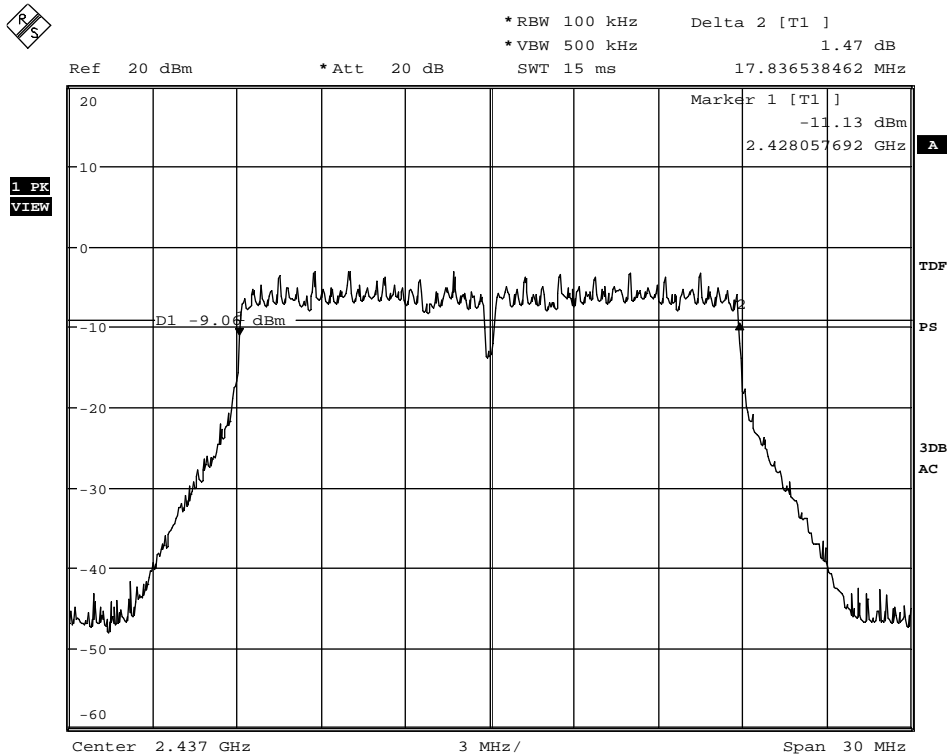


Date: 4.FEB.2013 14:26:30

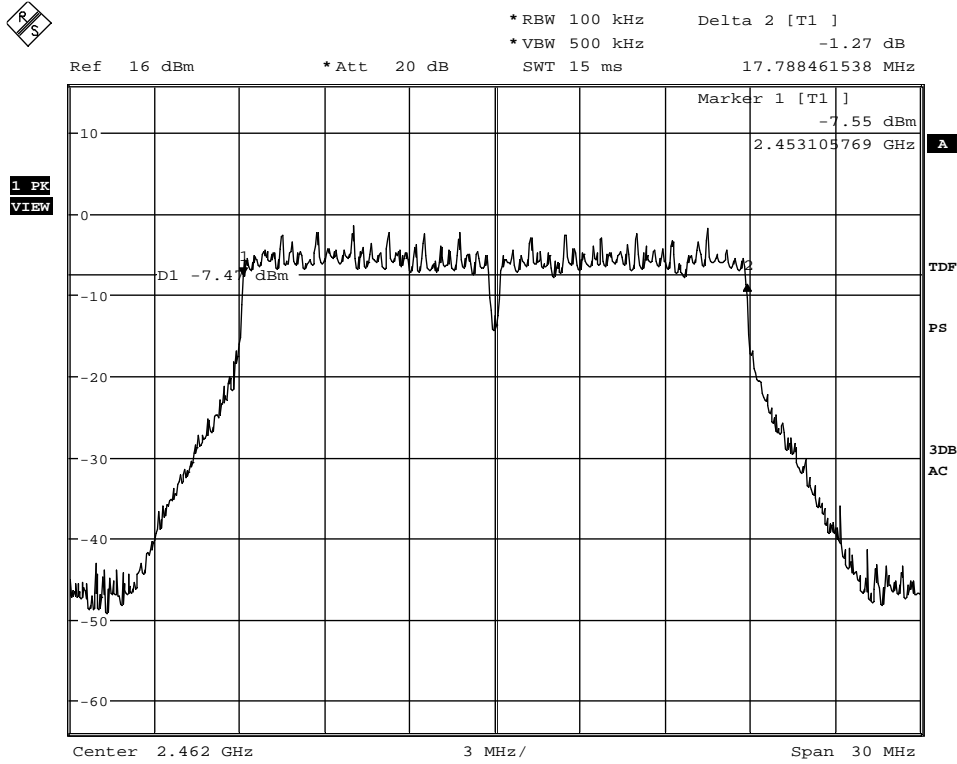
2.11. Channels 1 and 6 /11 (n-Mode, 65/58.5 Mbps)



Date: 4.FEB.2013 10:36:11

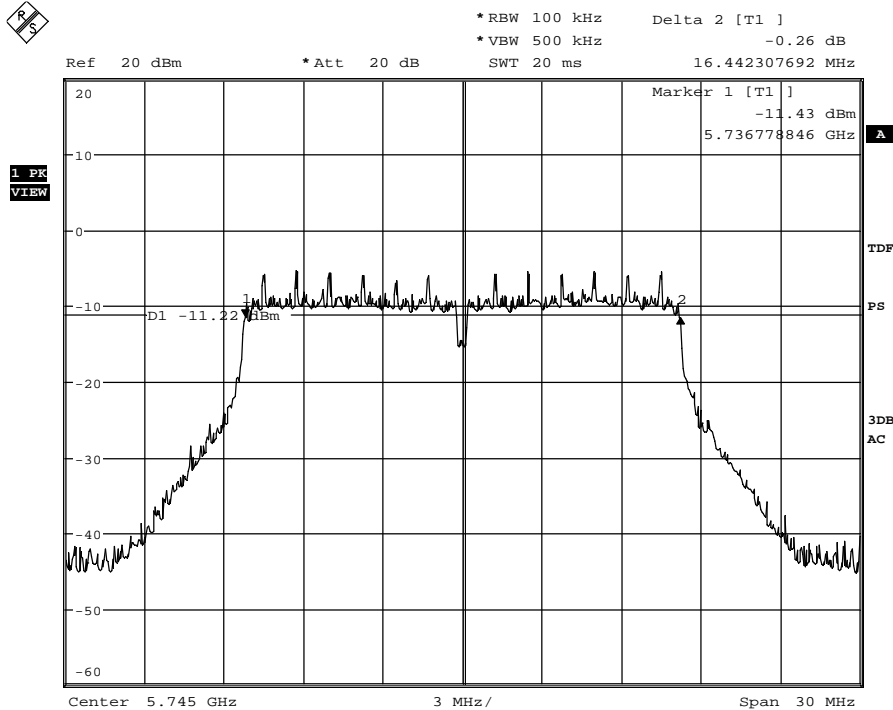


Date: 4.FEB.2013 11:57:08

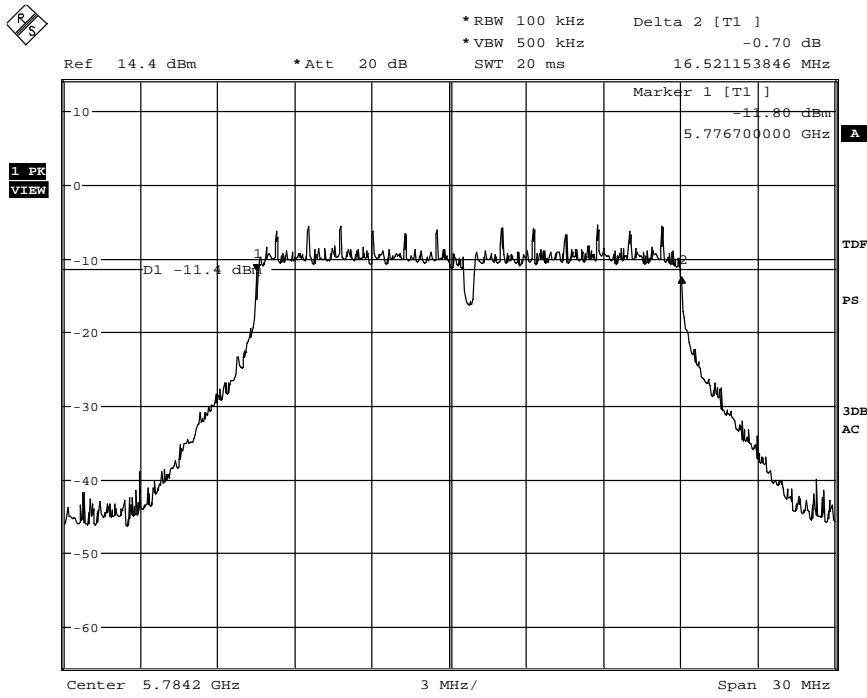


Date: 4.FEB.2013 14:28:53

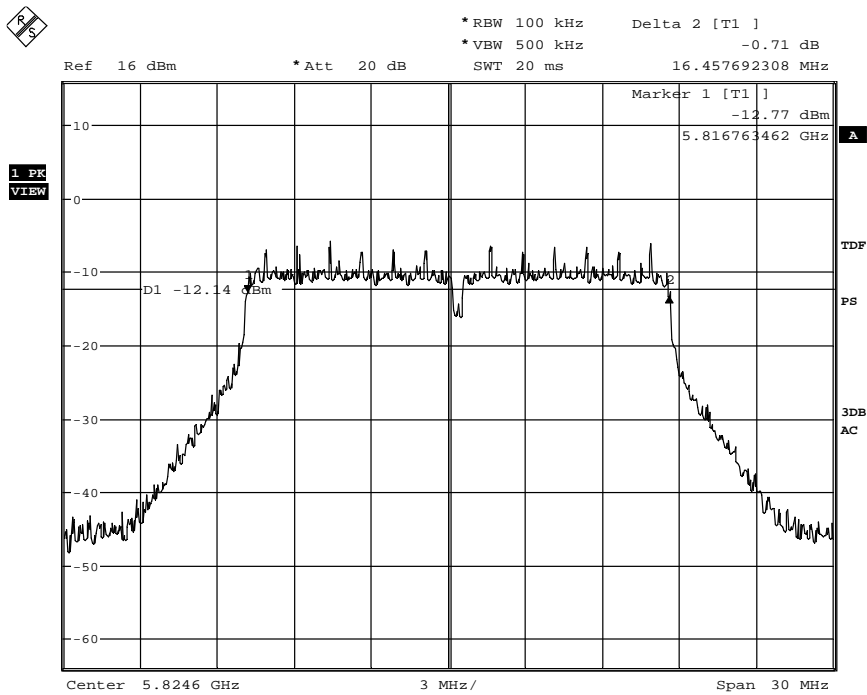
2.12. Channels 149 and 157 /165 (UNII/ISM a-Mode, 27/13.5 Mbps)



Date: 4.FEB.2013 10:46:37

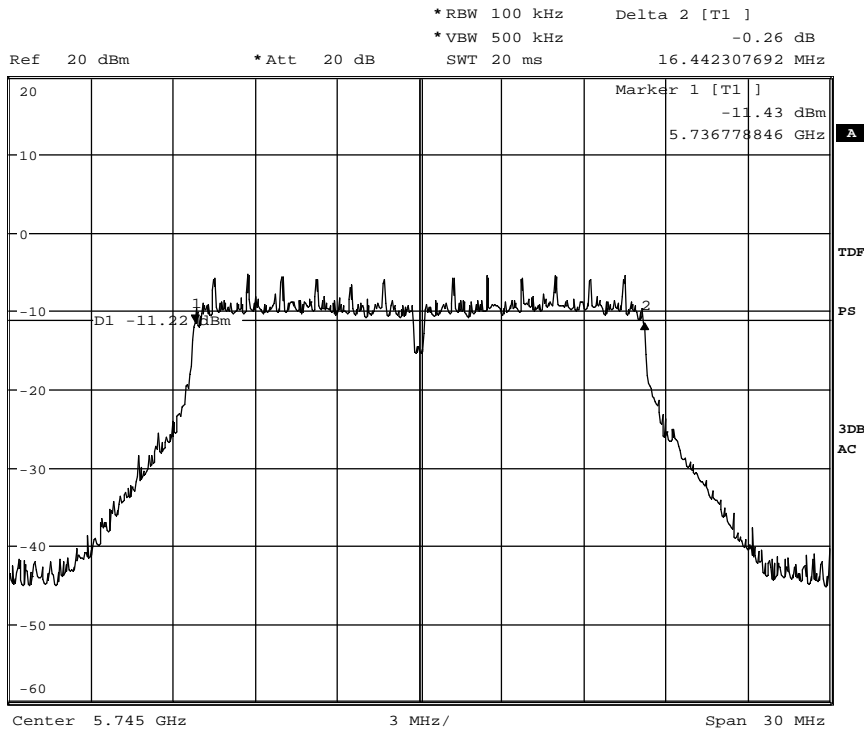


Date: 4.FEB.2013 12:29:57

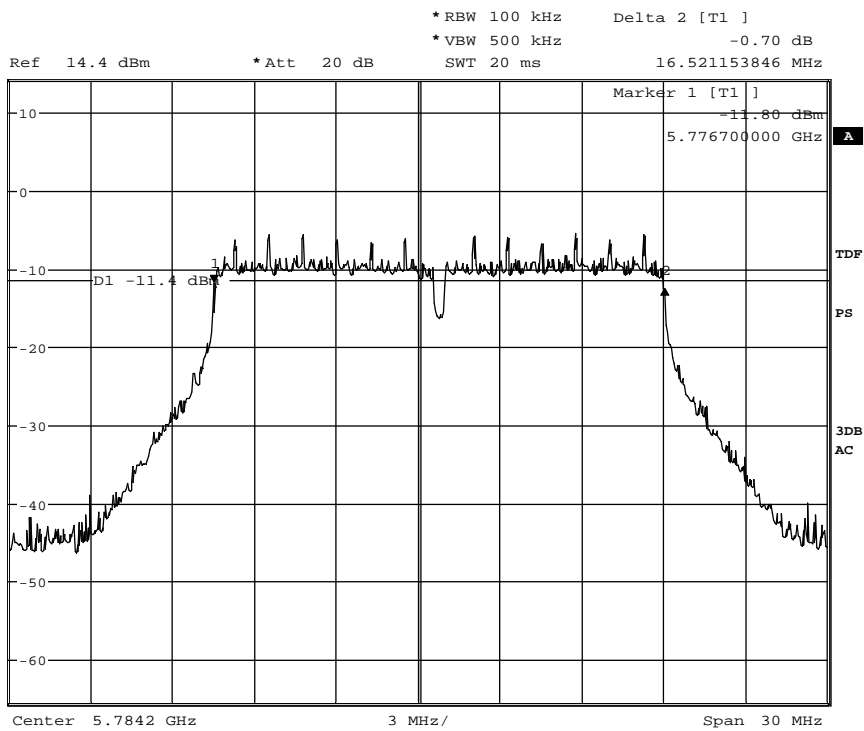


Date: 4.FEB.2013 14:35:50

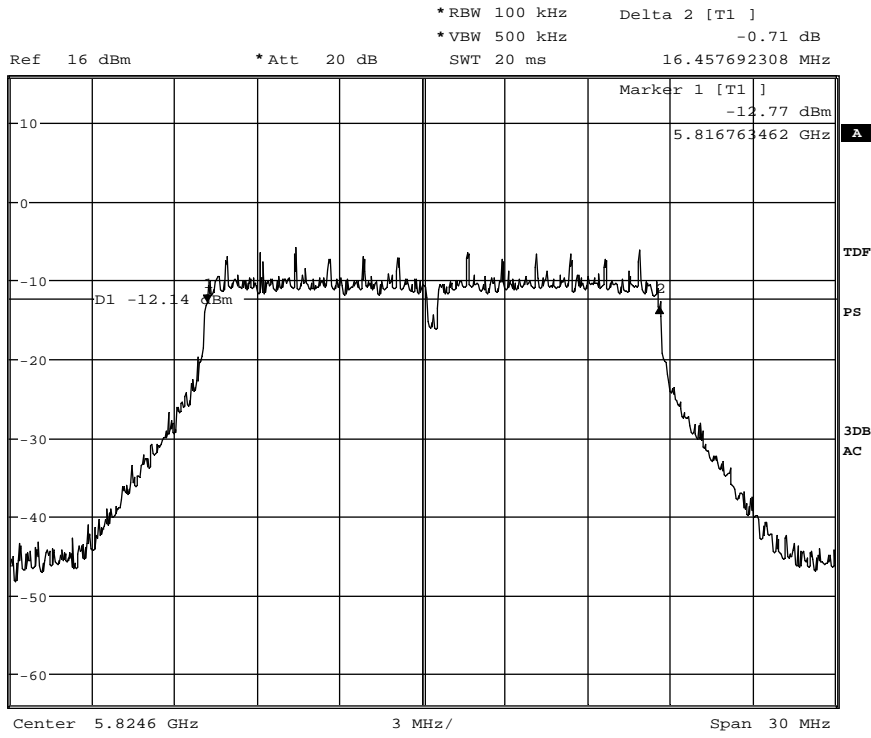
2.13. Channels 149 and 157 /165 (UNII/ISM a-Mode, 27/13.5 Mbps)



Date: 4.FEB.2013 10:46:37

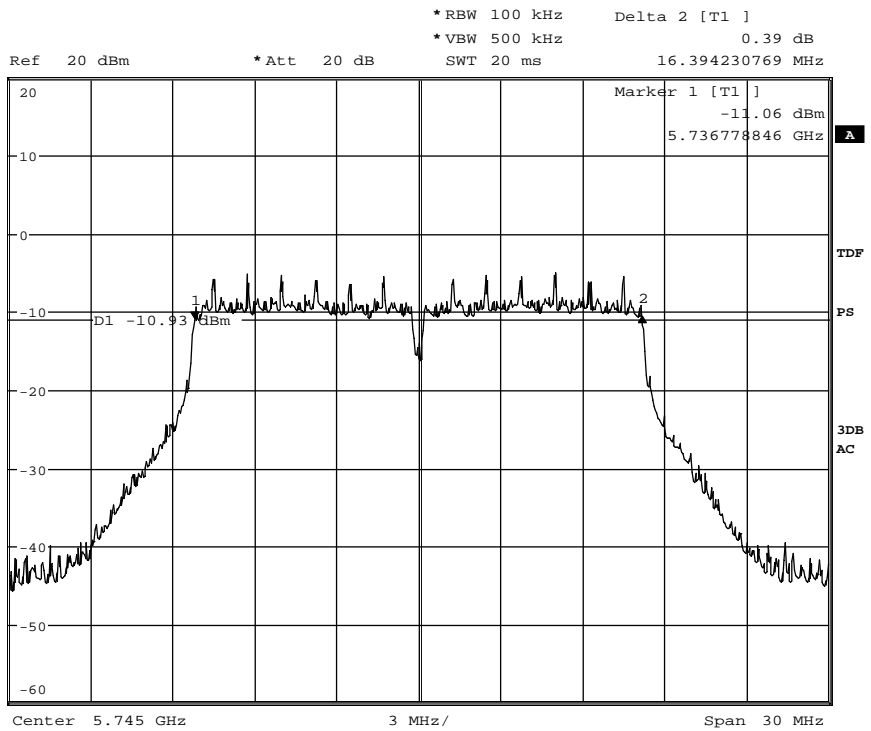


Date: 4.FEB.2013 12:29:57



Date: 4.FEB.2013 14:35:50

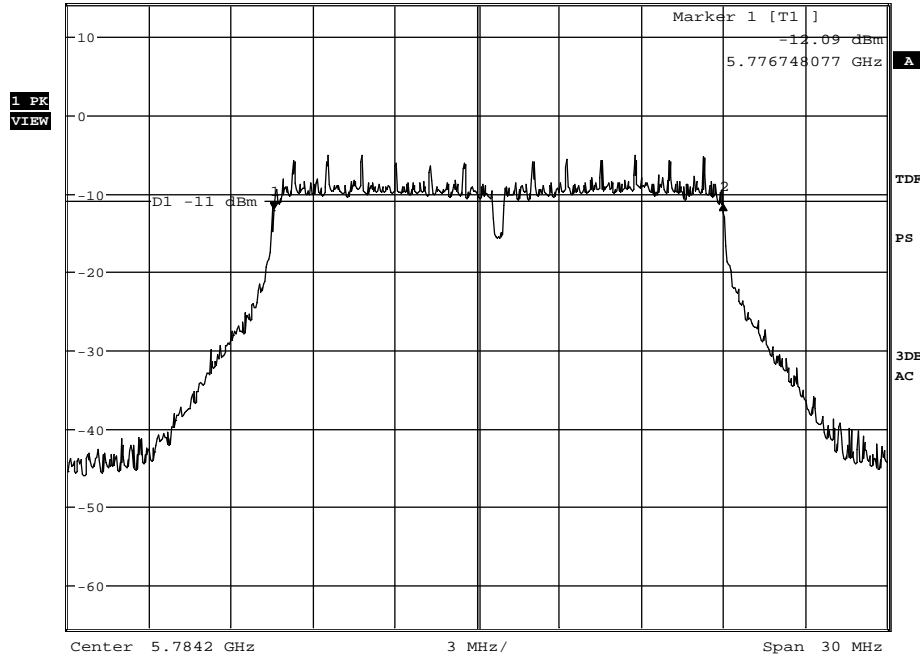
2.14. Channels 149 and 157 /165 (UNII/ISM a-Mode, 54/40.5 Mbps)



Date: 4.FEB.2013 10:49:16



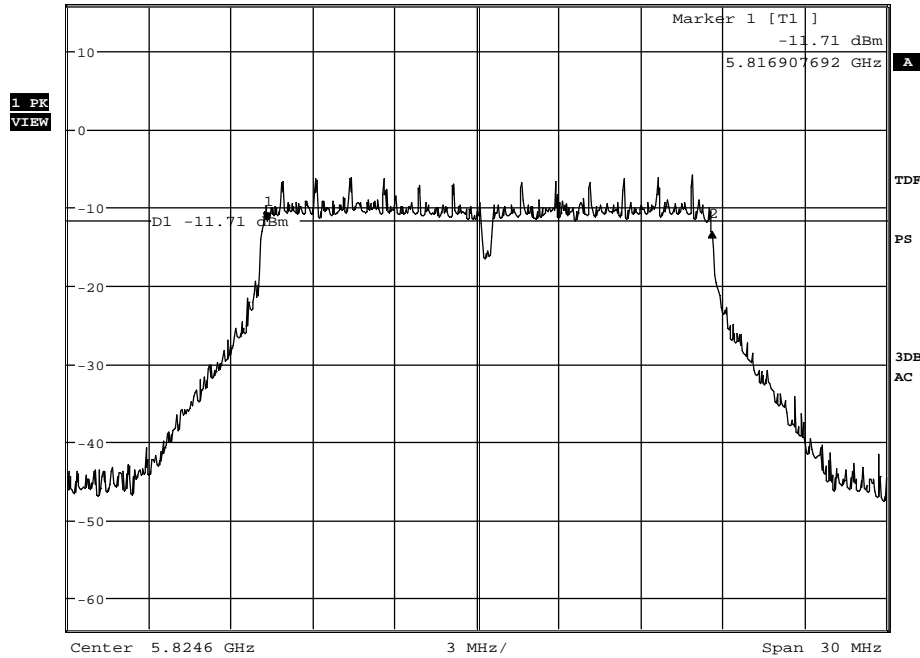
Ref 14.4 dBm *Att 20 dB *RBW 100 kHz Delta 2 [T1]
 *VBW 500 kHz 0.76 dB
 SWT 20 ms 16.42500000 MHz



Date: 4.FEB.2013 12:32:39

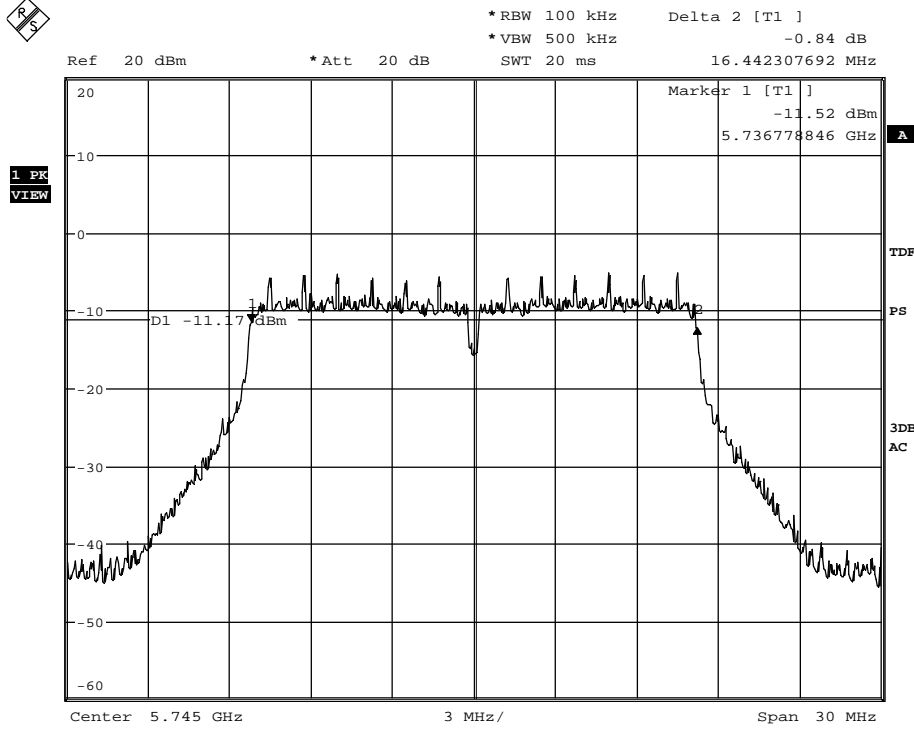


Ref 16 dBm *Att 20 dB *RBW 100 kHz Delta 2 [T1]
 *VBW 500 kHz -1.39 dB
 SWT 20 ms 16.298076923 MHz

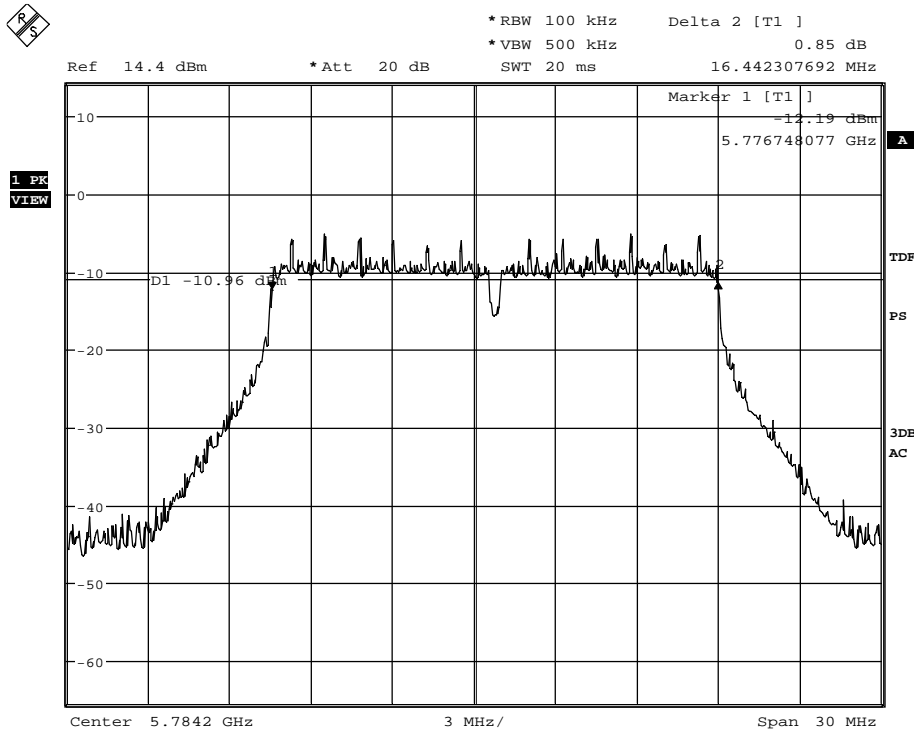


Date: 4.FEB.2013 14:37:38

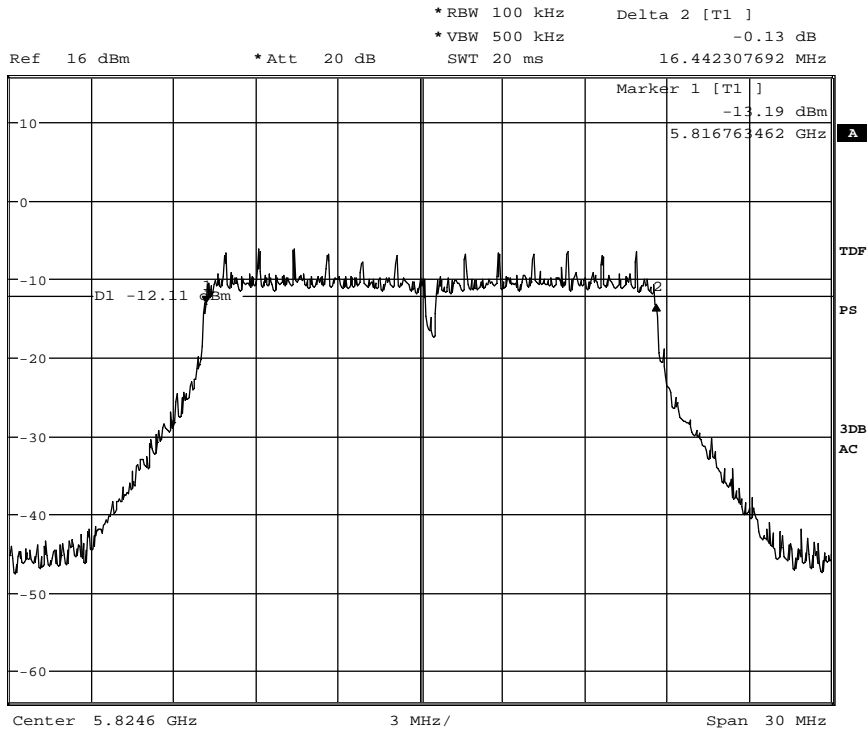
2.15. Channels 149 and 157 /165 (UNII/ISM a-Mode, 108/81 Mbps)



Date: 4.FEB.2013 10:56:31

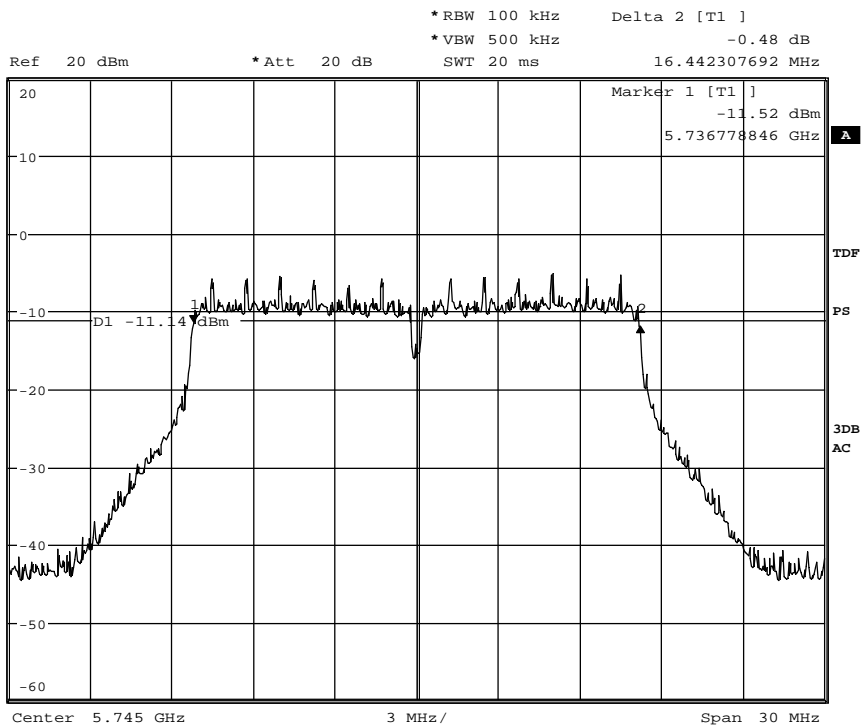


Date: 4.FEB.2013 12:34:26

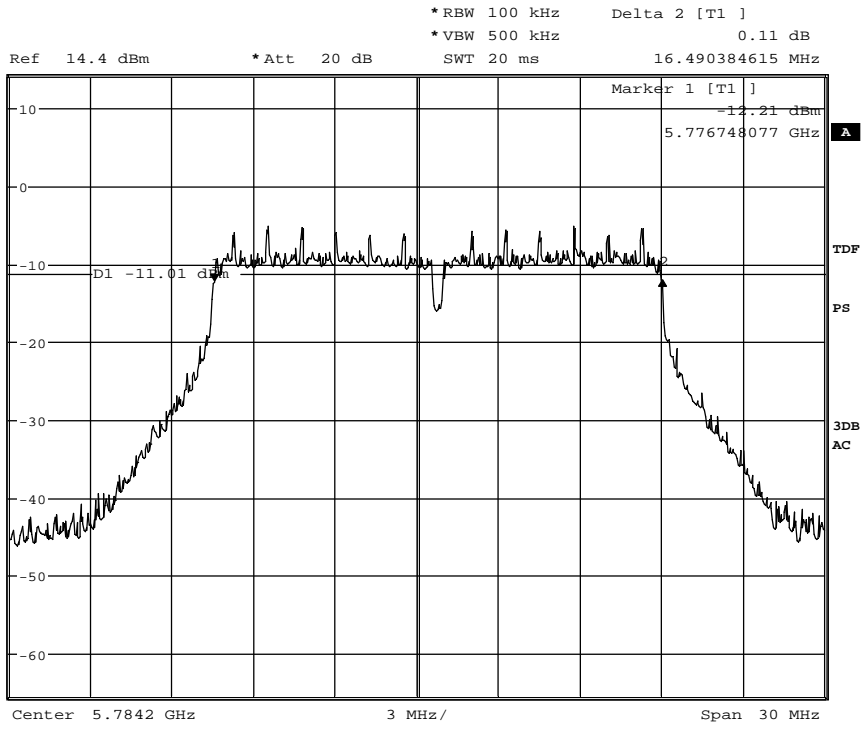


Date: 4.FEB.2013 14:39:22

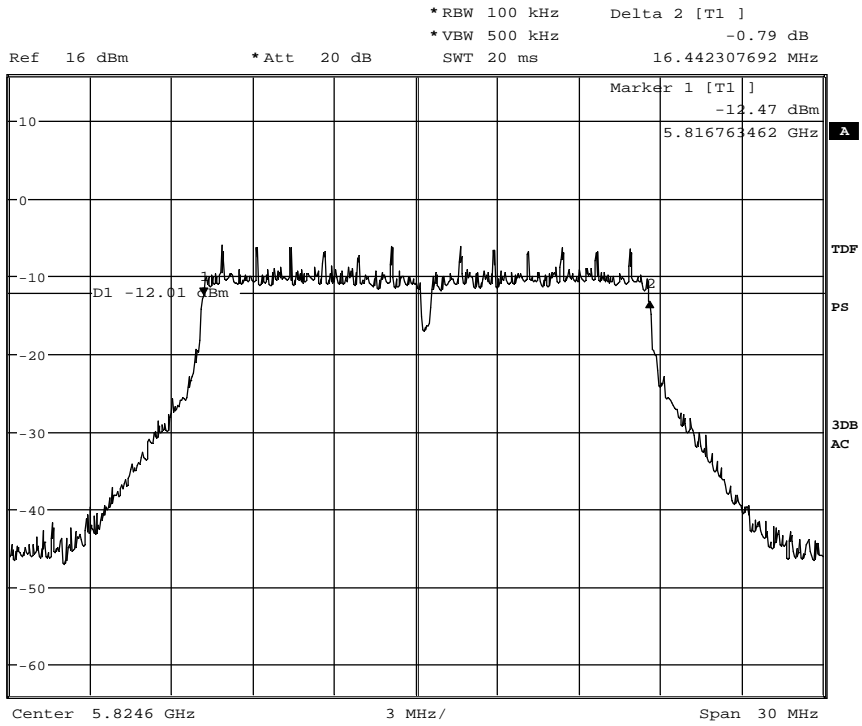
2.16. Channels 149 and 157 /165 (UNII/ISM a-Mode, 135/121.5 Mbps)



Date: 4.FEB.2013 10:59:02

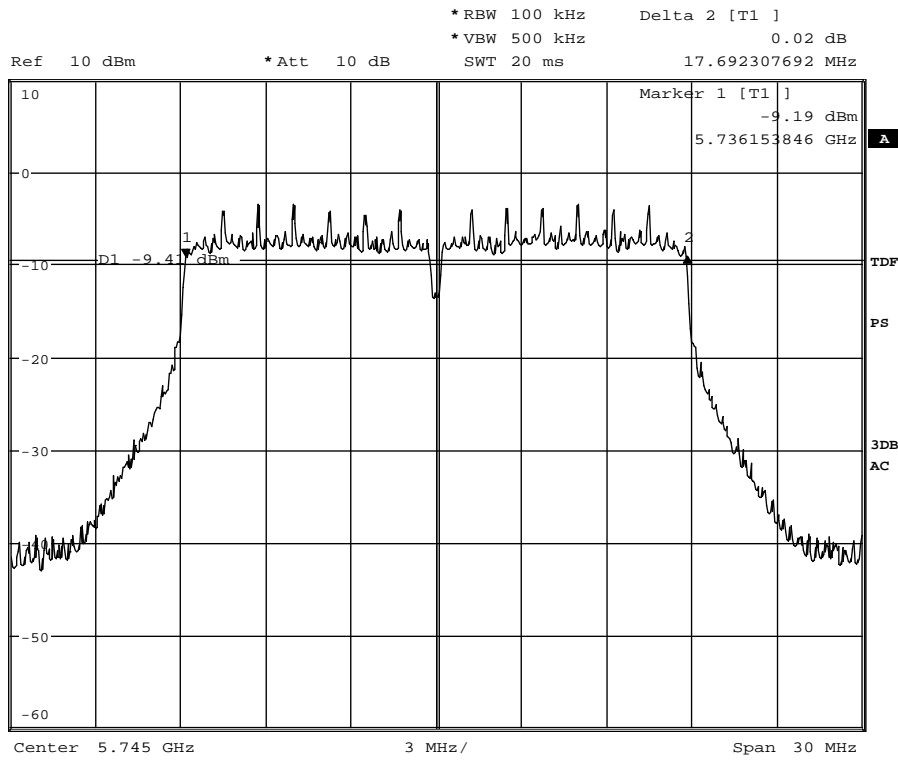


Date: 4.FEB.2013 12:36:25

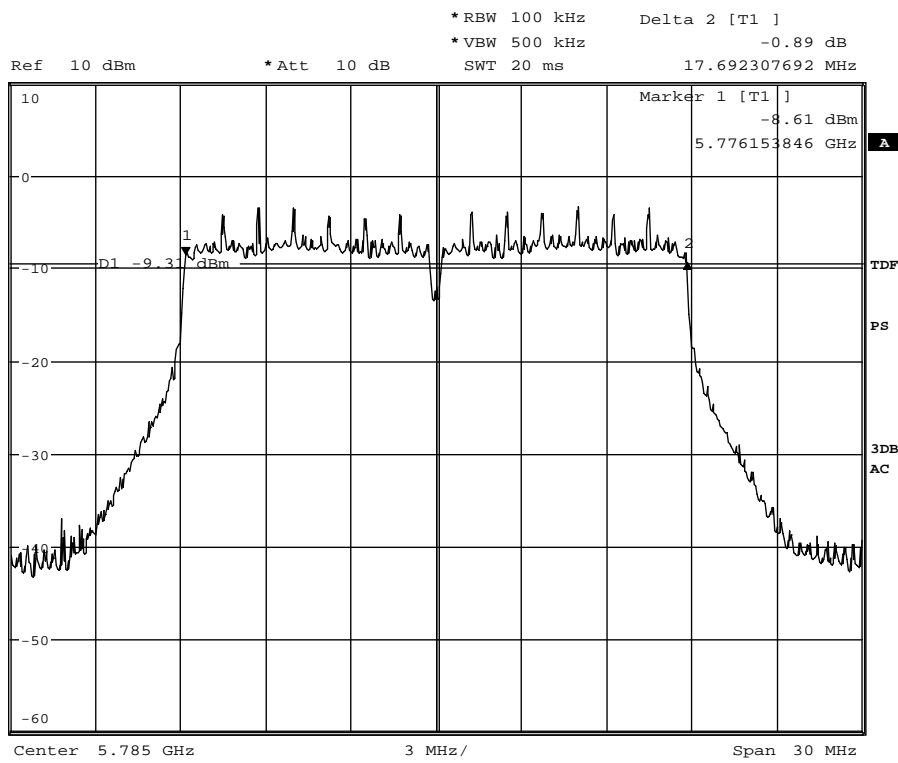


Date: 4.FEB.2013 14:41:22

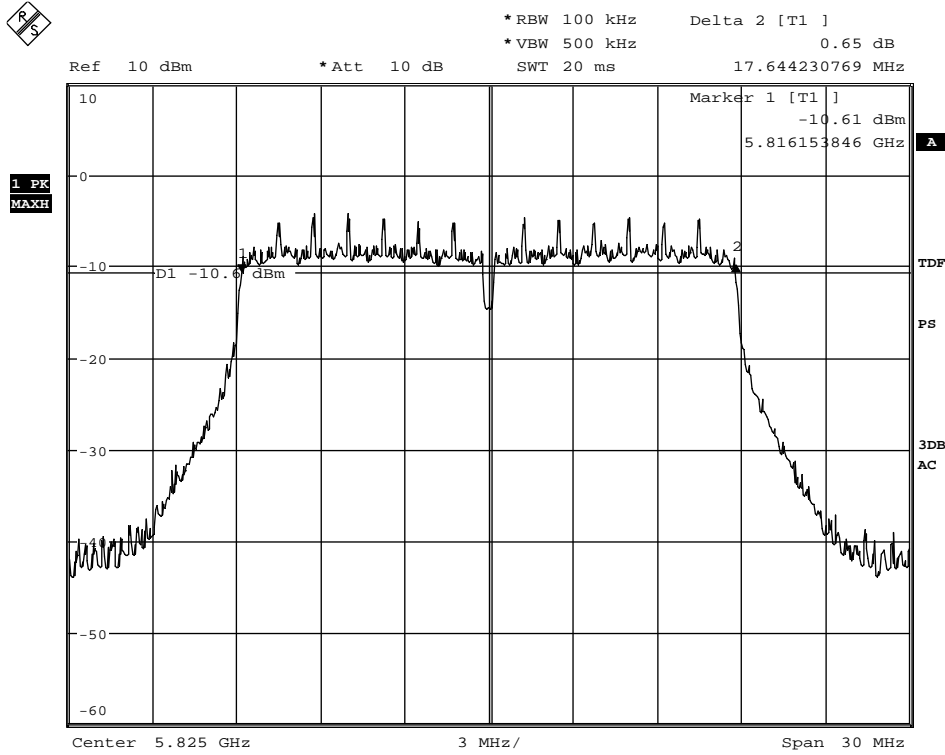
2.17. Channels 149 and 157 /165 (UNII/ISM n(20)-Mode, 13/6.5 Mbps)



Date: 12.FEB.2013 09:54:12

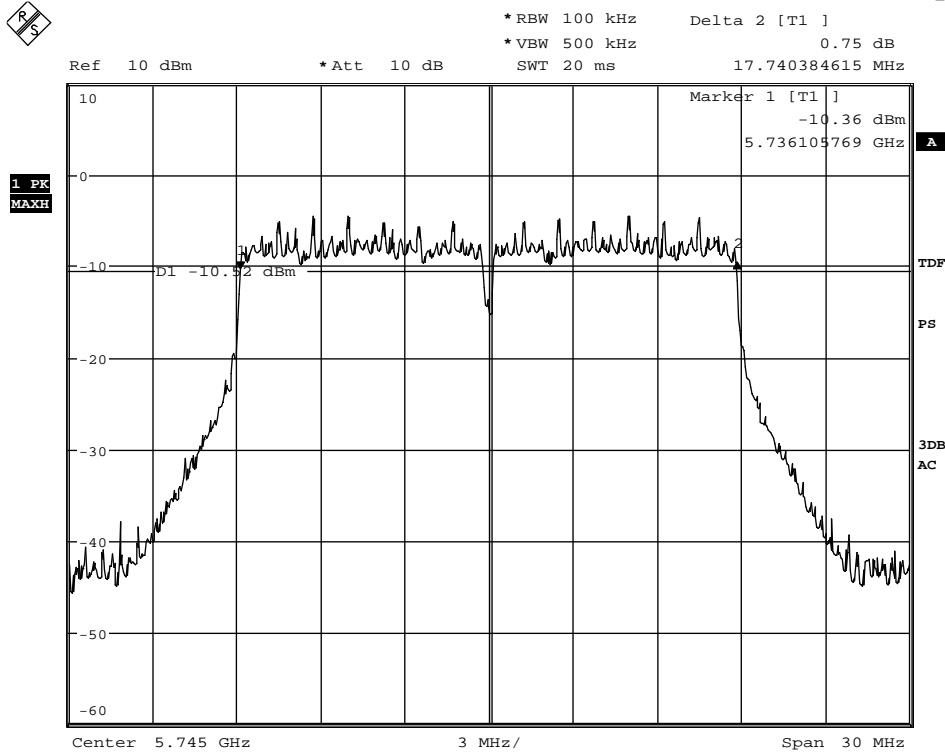


Date: 12.FEB.2013 09:59:12

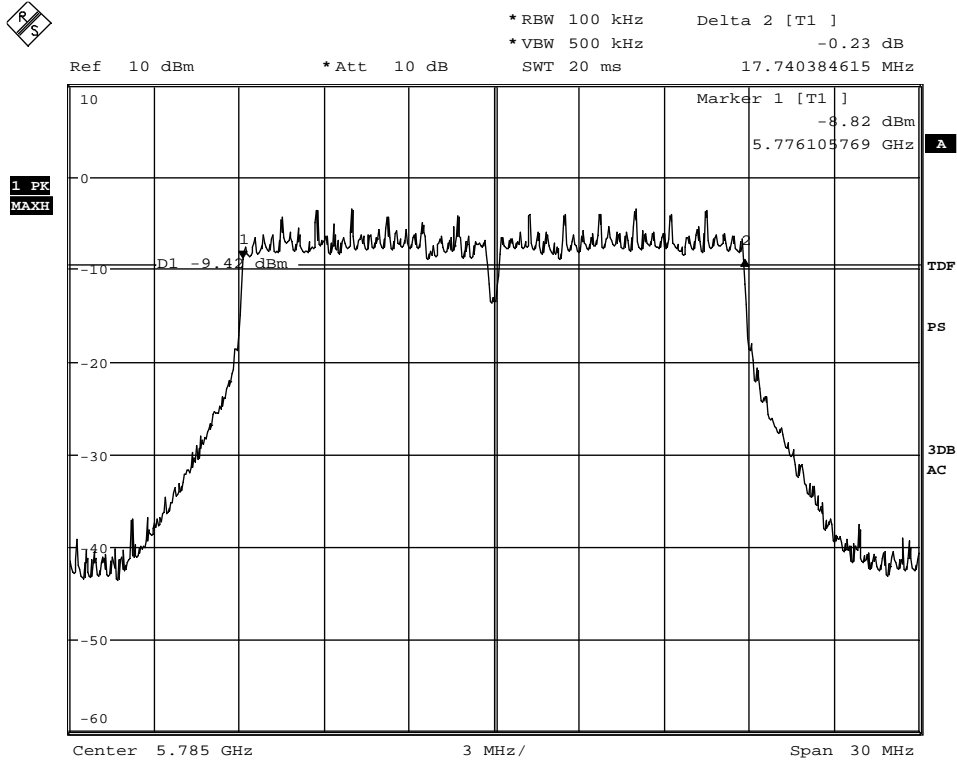


Date: 12.FEB.2013 10:03:39

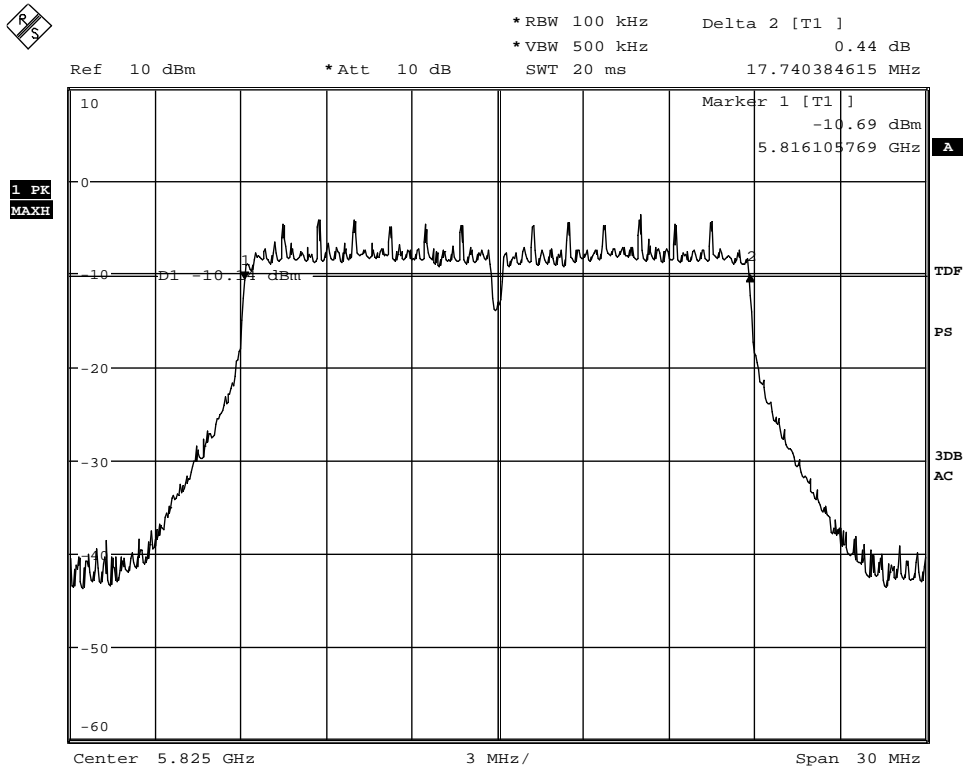
2.18. Channels 149 and 157 /165 (UNII/ISM n(20)-Mode, 26/19.5 Mbps)



Date: 12.FEB.2013 10:19:16

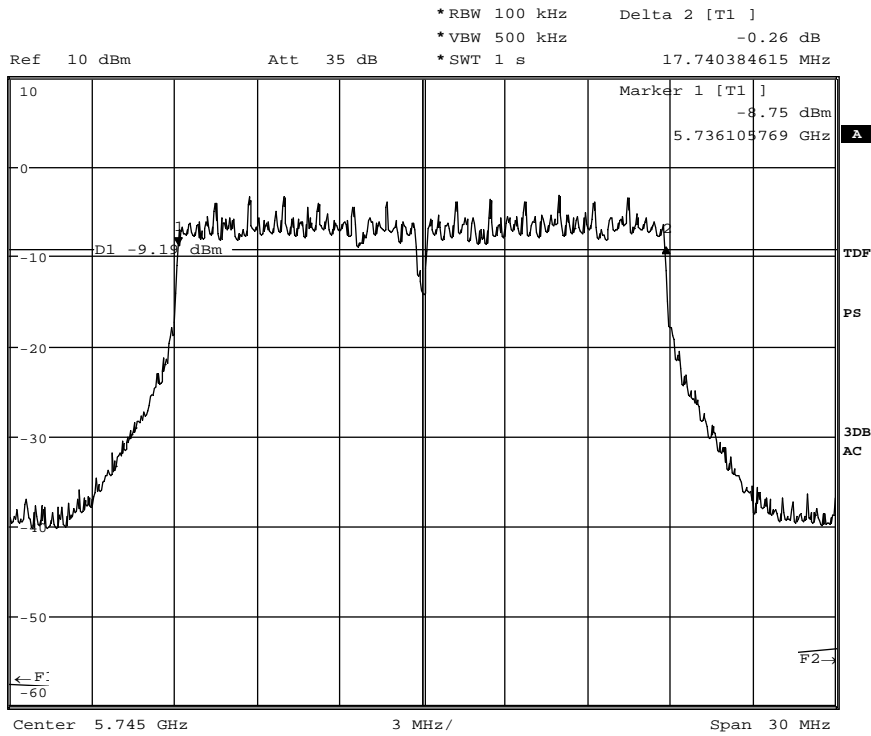


Date: 12.FEB.2013 10:24:40

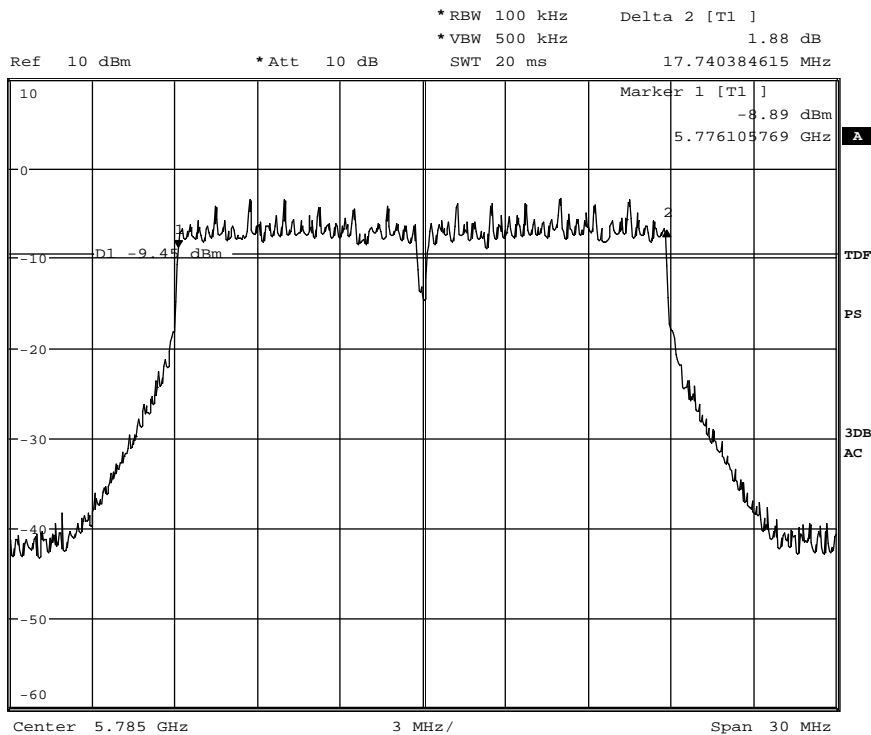


Date: 12.FEB.2013 10:08:04

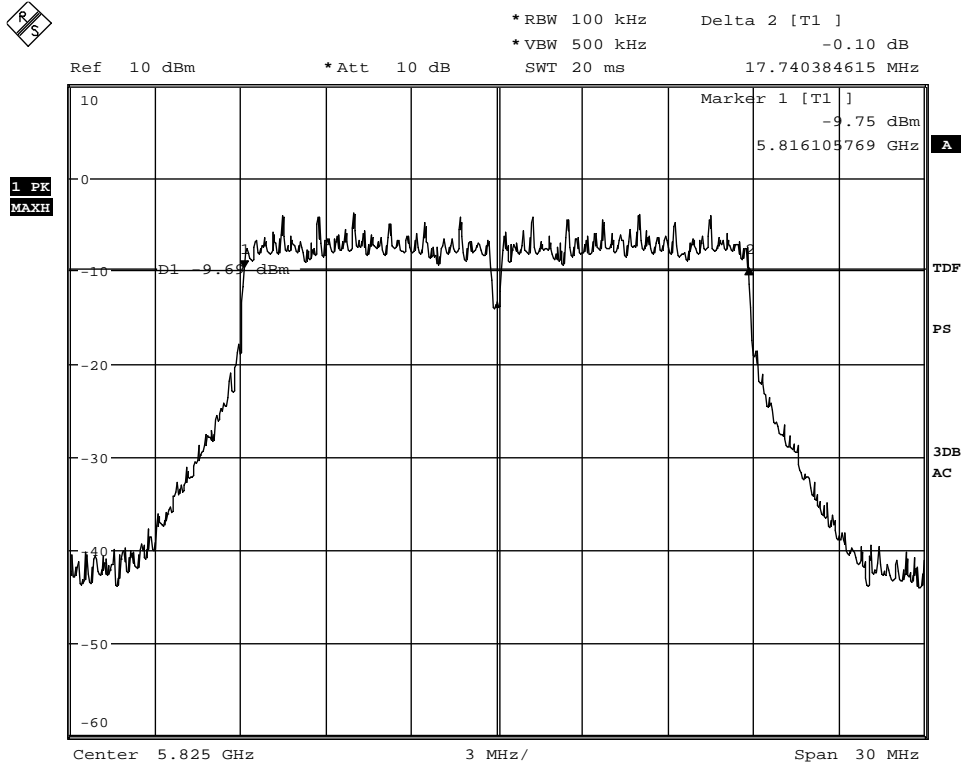
2.19. Channels 149 and 157 /165 (UNII/ISM n(20)-Mode, 52/39 Mbps)



Date: 7.FEB.2013 16:32:43

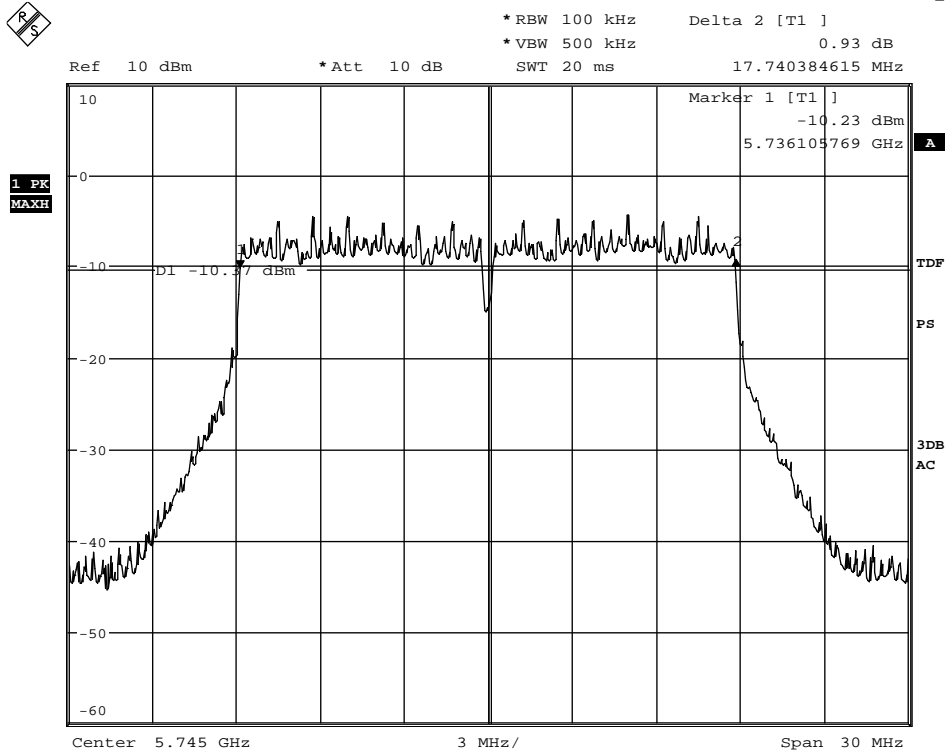


Date: 12.FEB.2013 10:27:05

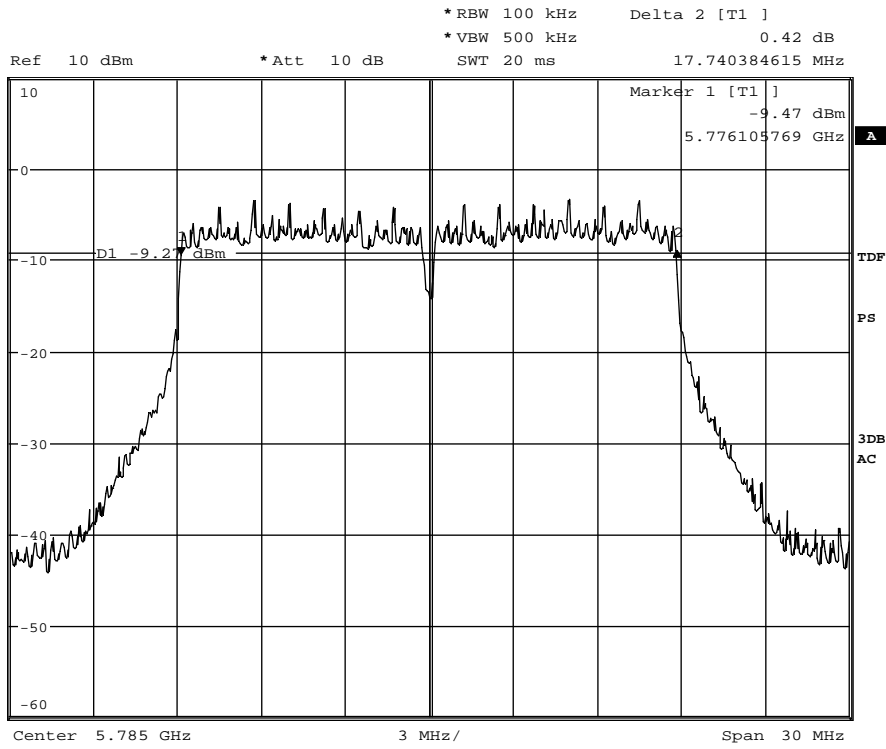


Date: 12.FEB.2013 10:12:13

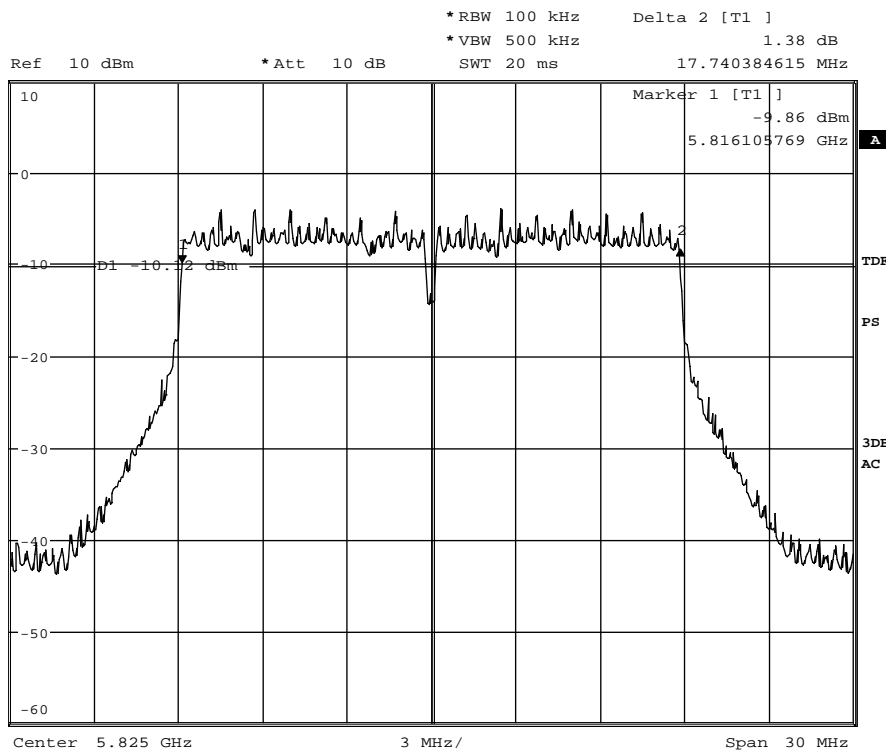
2.20. Channels 149 and 157 /165 (UNII/ISM n(20)-Mode, 65/58.5 Mbps)



Date: 12.FEB.2013 10:21:52

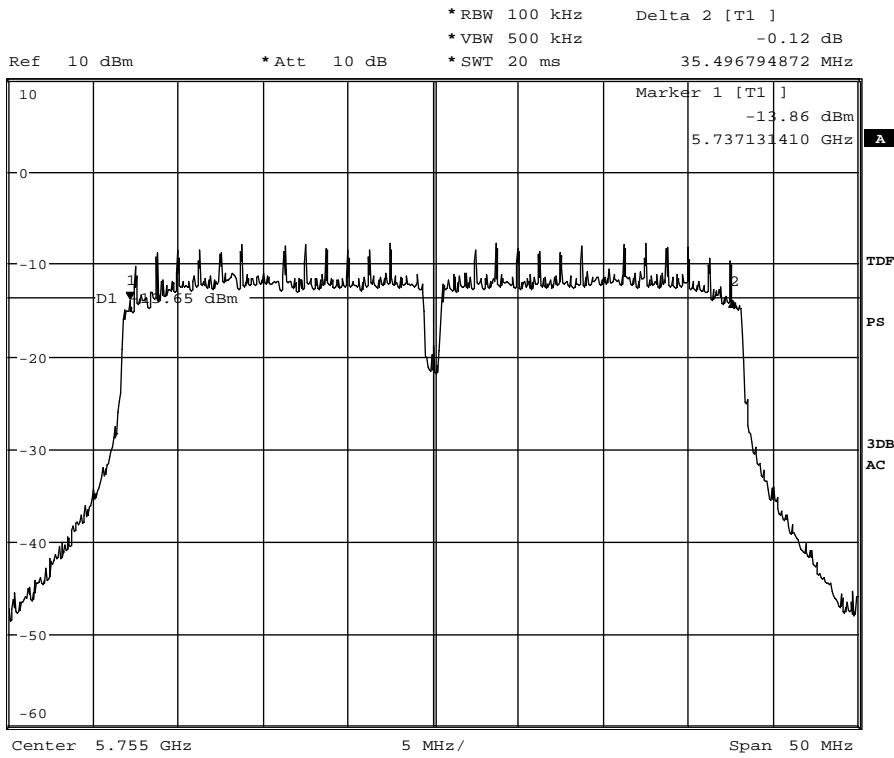


Date: 12.FEB.2013 10:29:00

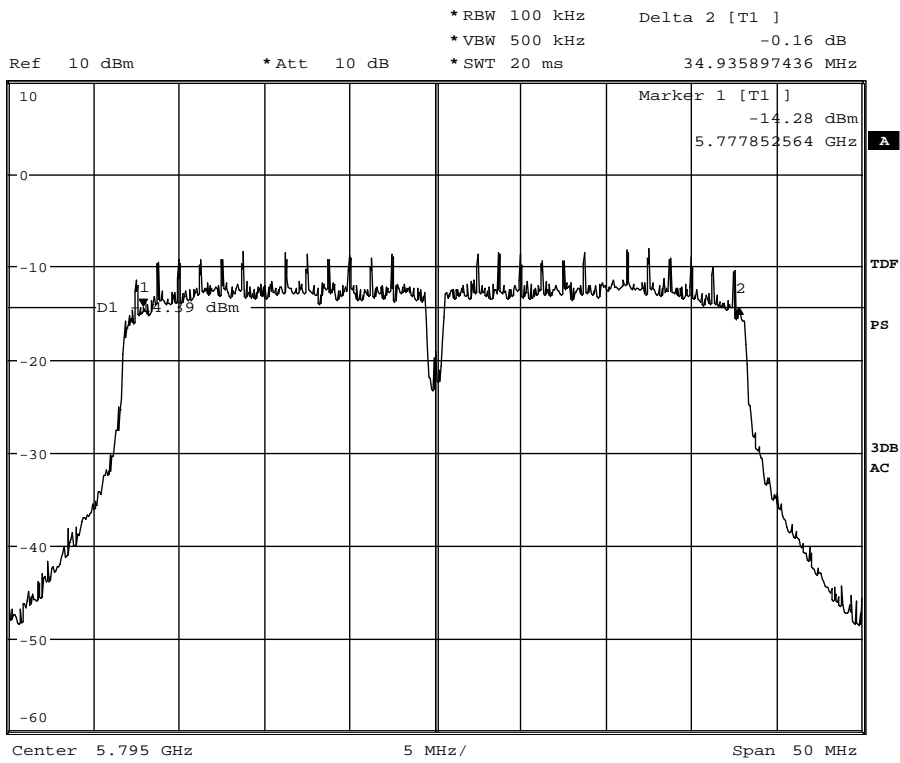


Date: 12.FEB.2013 10:15:02

2.21. Channels 151/159 (UNII/ISM n(40)-Mode, 27/13.5 Mbps)

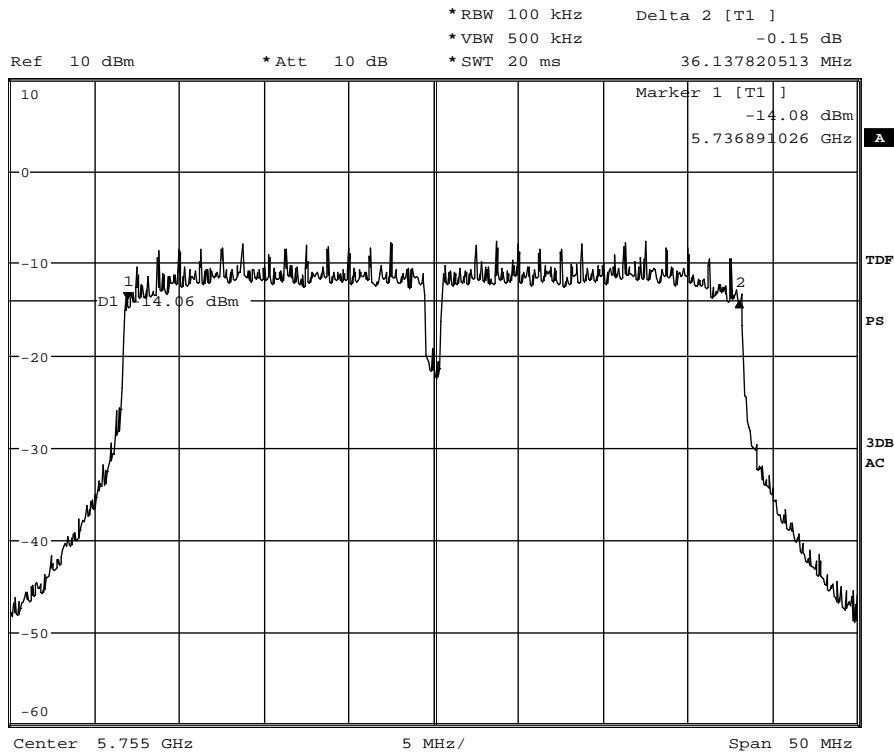


Date: 12.FEB.2013 14:02:04

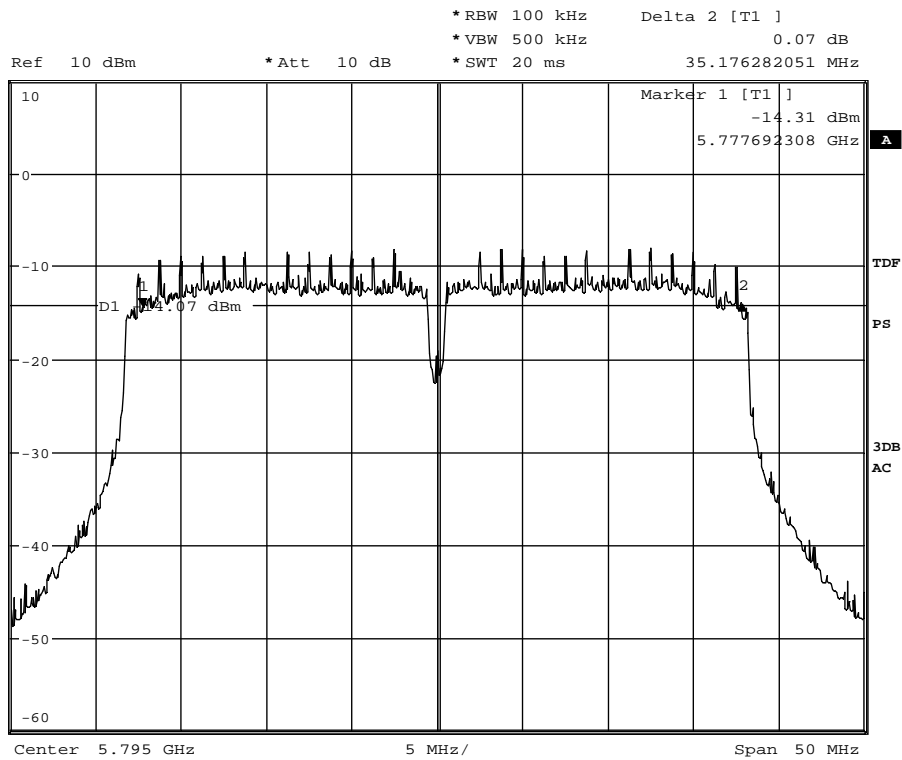


Date: 12.FEB.2013 14:39:10

2.22. Channels 151/159 (UNII/ISM n(40)-Mode, 54/40.5 Mbps)

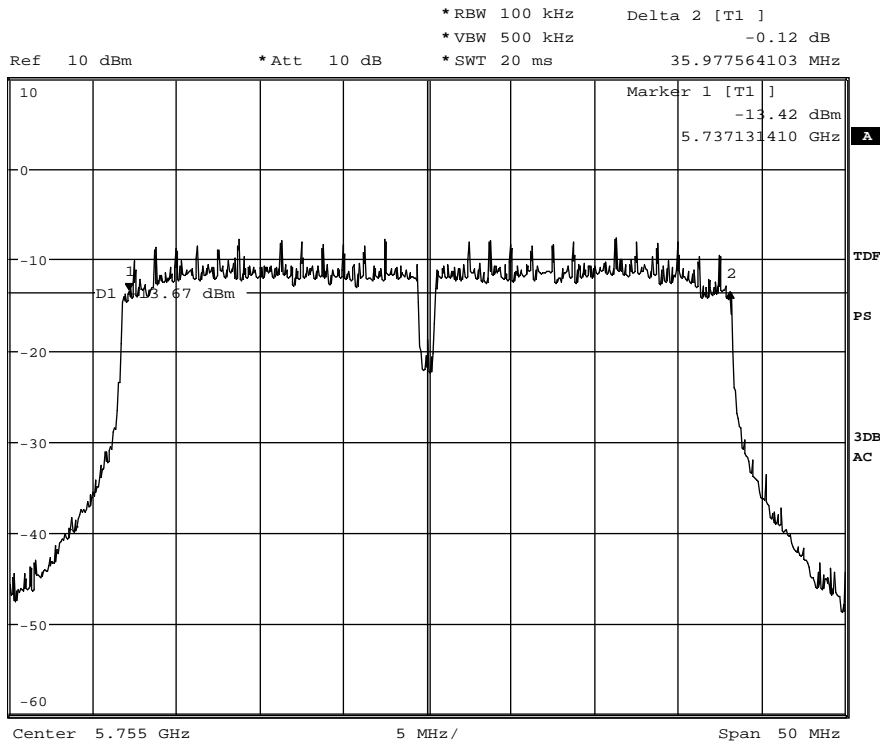


Date: 12.FEB.2013 14:32:34

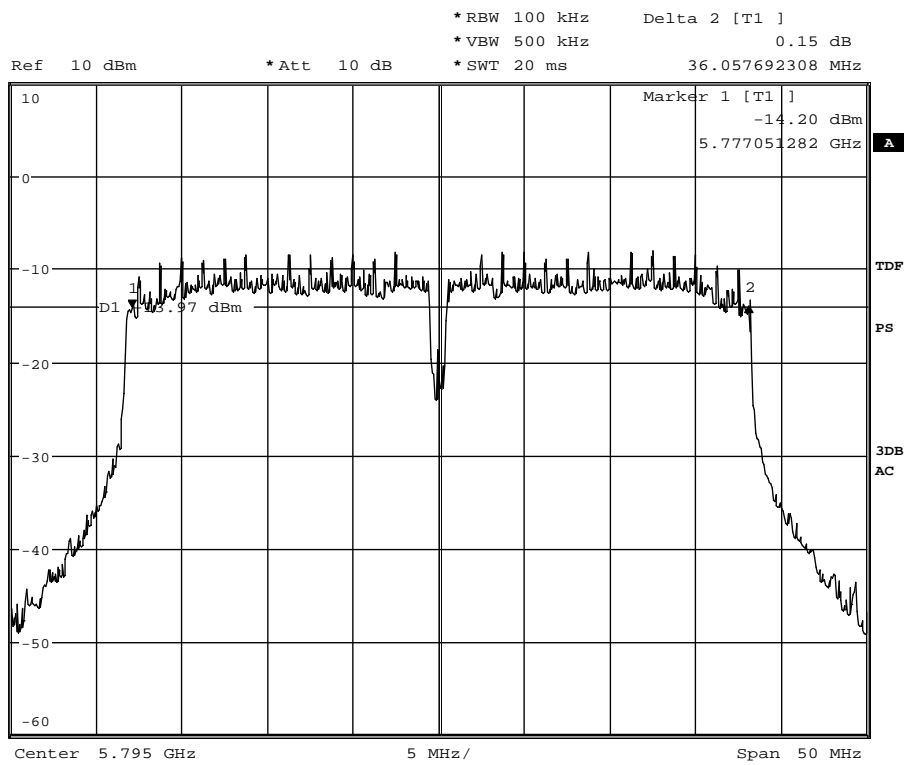


Date: 12.FEB.2013 14:41:40

2.23. Channels 151/159 (UNII/ISM n(40)-Mode, 108/81 Mbps)

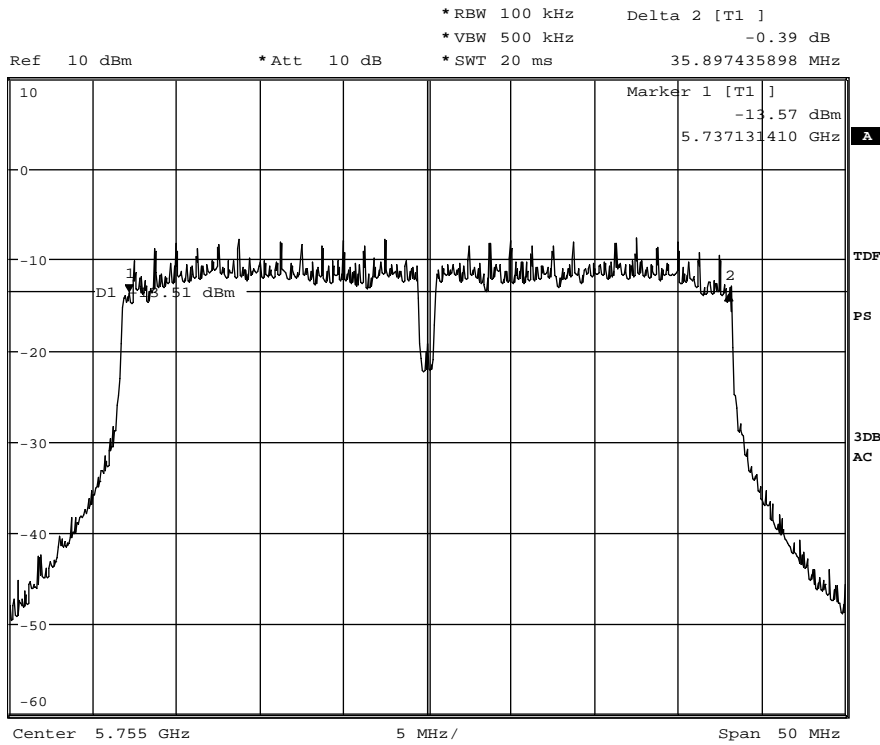


Date: 12.FEB.2013 14:34:37

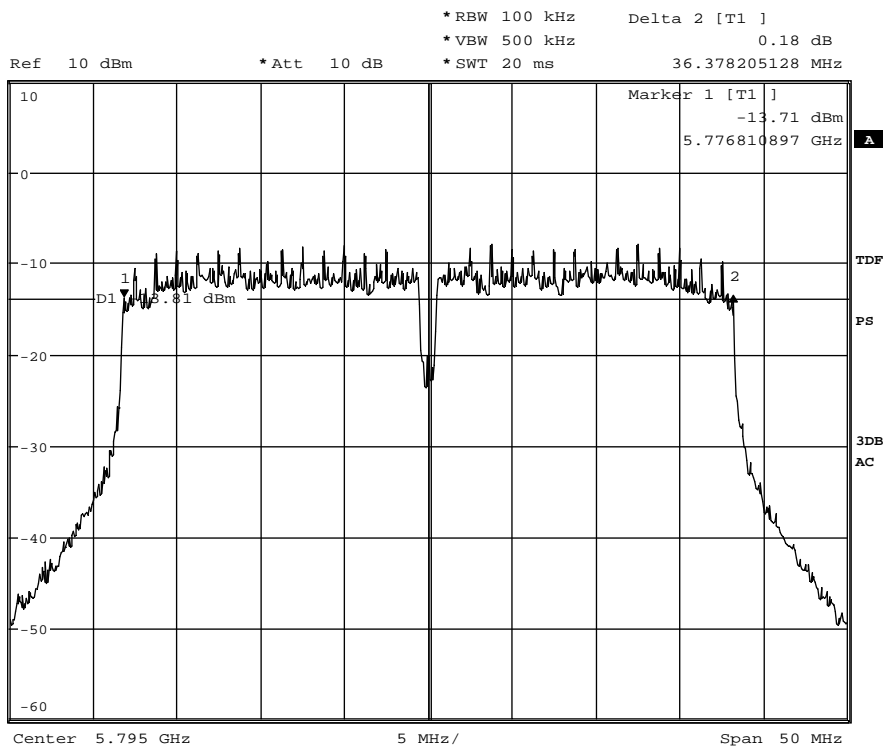


Date: 12.FEB.2013 14:44:13

2.24. Channels 151/159 (UNII/ISM n(40)-Mode, 135/121.5 Mbps)



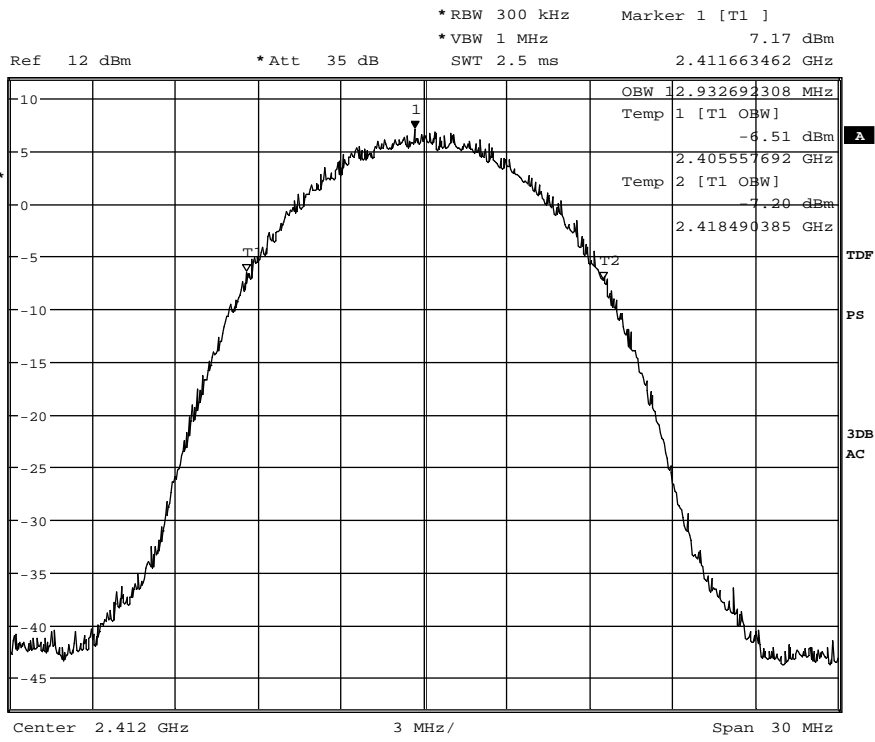
Date: 12.FEB.2013 14:36:42



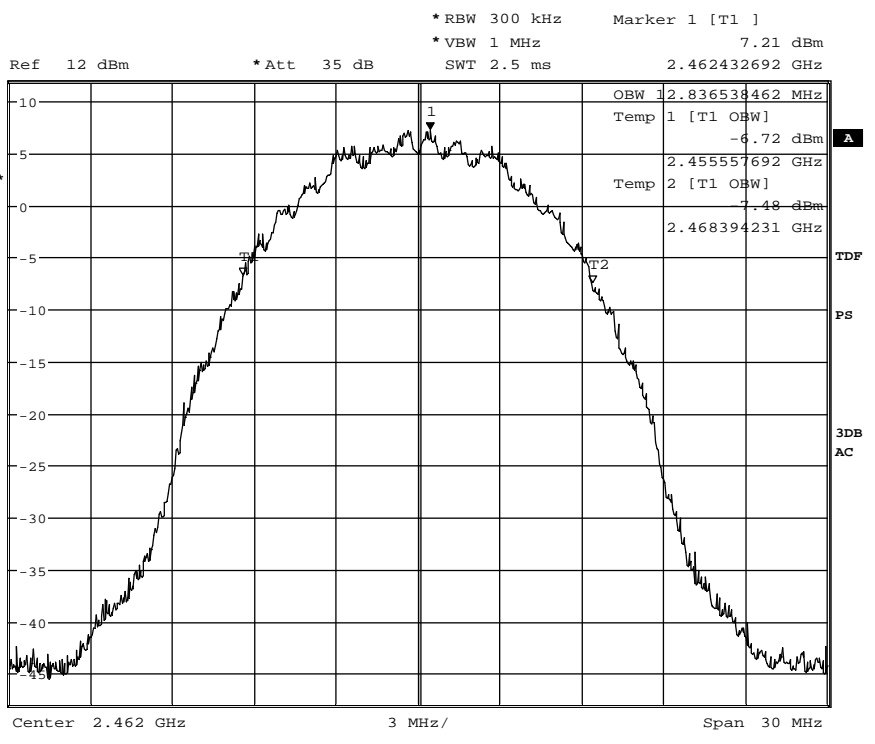
Date: 12.FEB.2013 14:46:11

3. 99% occupied bandwidth (conducted)

2.1 Channels low and high (b-Mode)



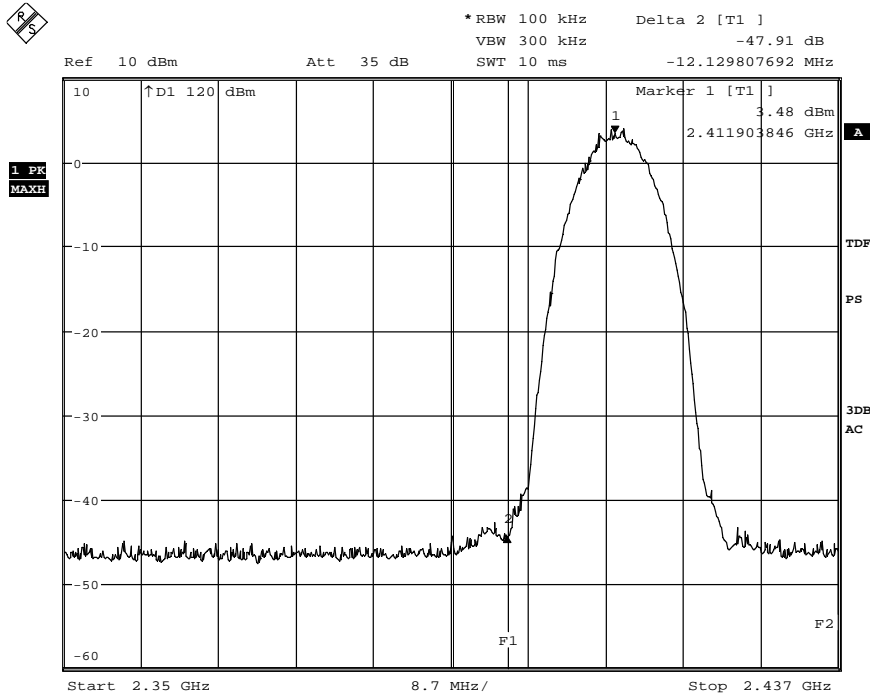
Date: 6.FEB.2013 15:14:53



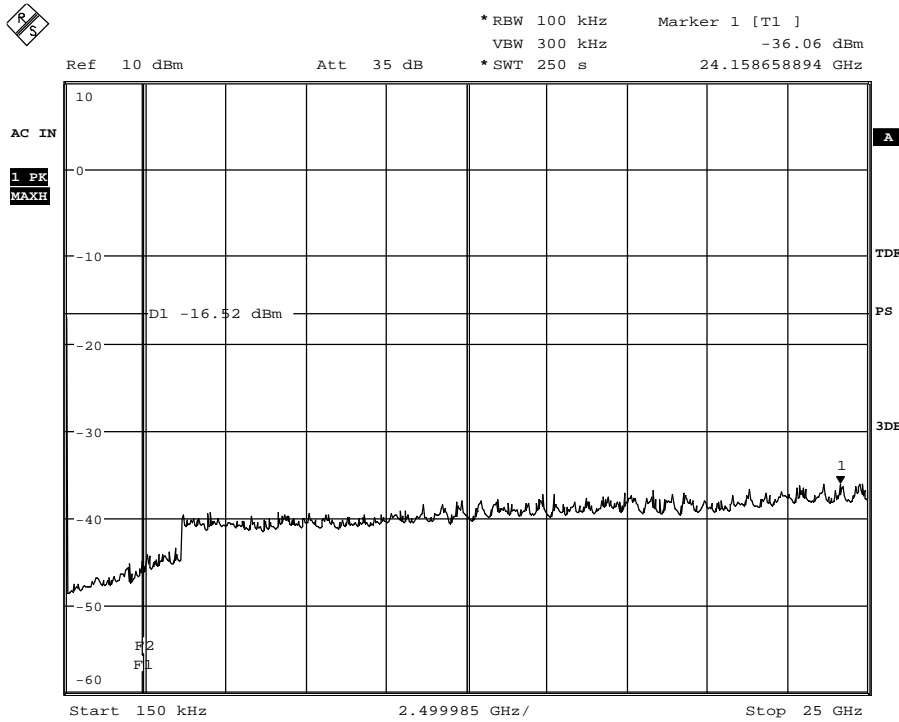
Date: 6.FEB.2013 15:39:41

3. Out-Of-Band RF- and Band-Edge emissions (20dBc)

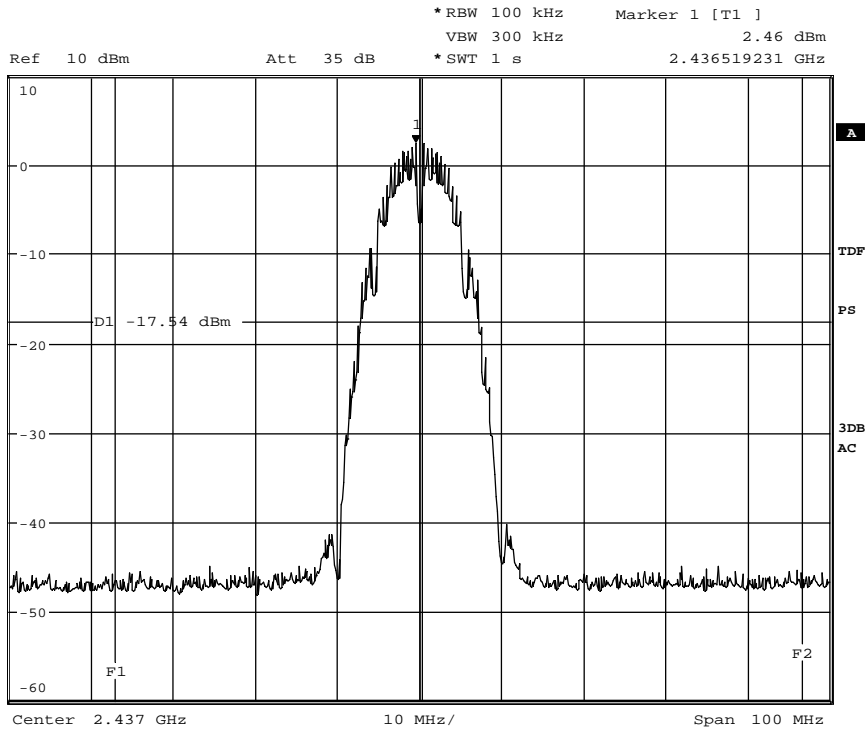
3.1 Channels 1 and 6/11 (b-Mode, 11/5 Mbps)



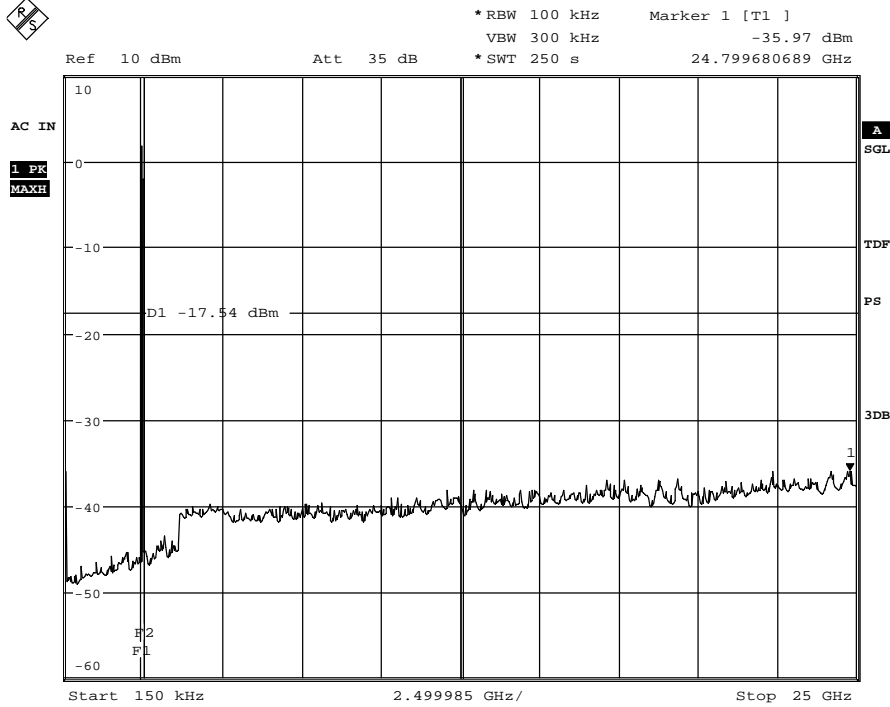
Date: 7.FEB.2013 11:31:39



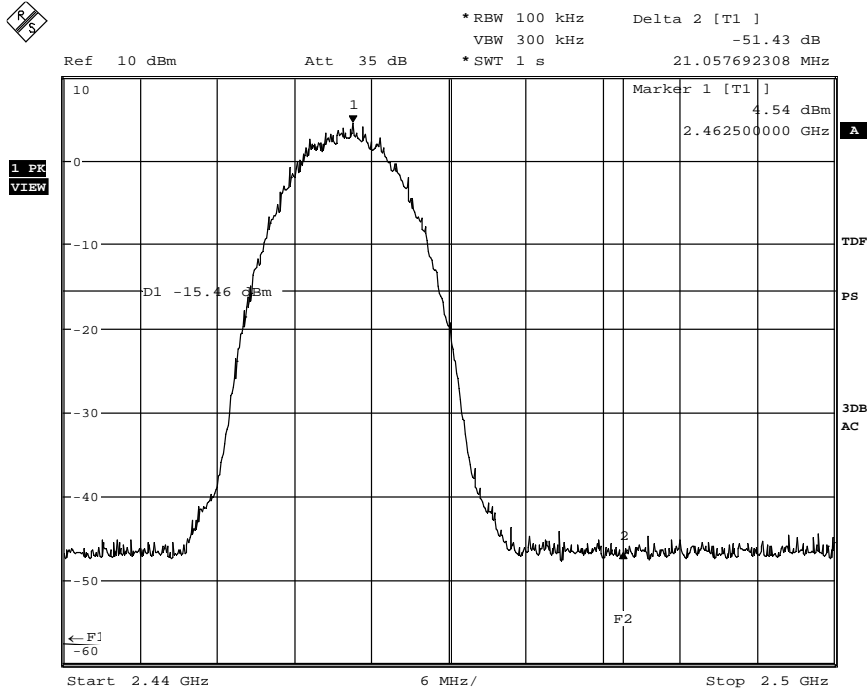
Date: 7.FEB.2013 12:16:00



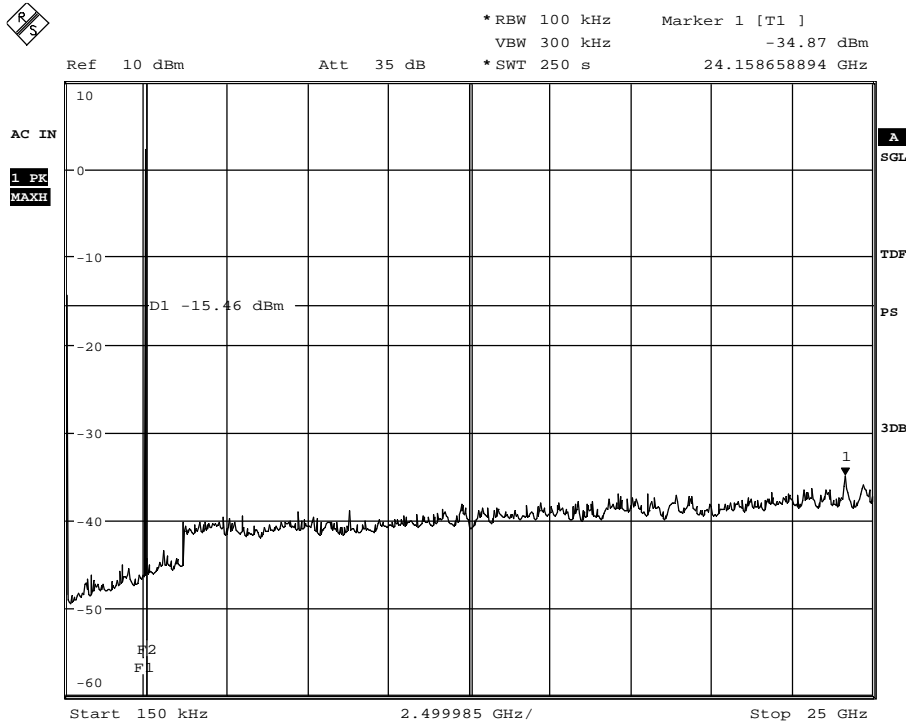
Date: 7.FEB.2013 12:32:01



Date: 7.FEB.2013 12:38:09

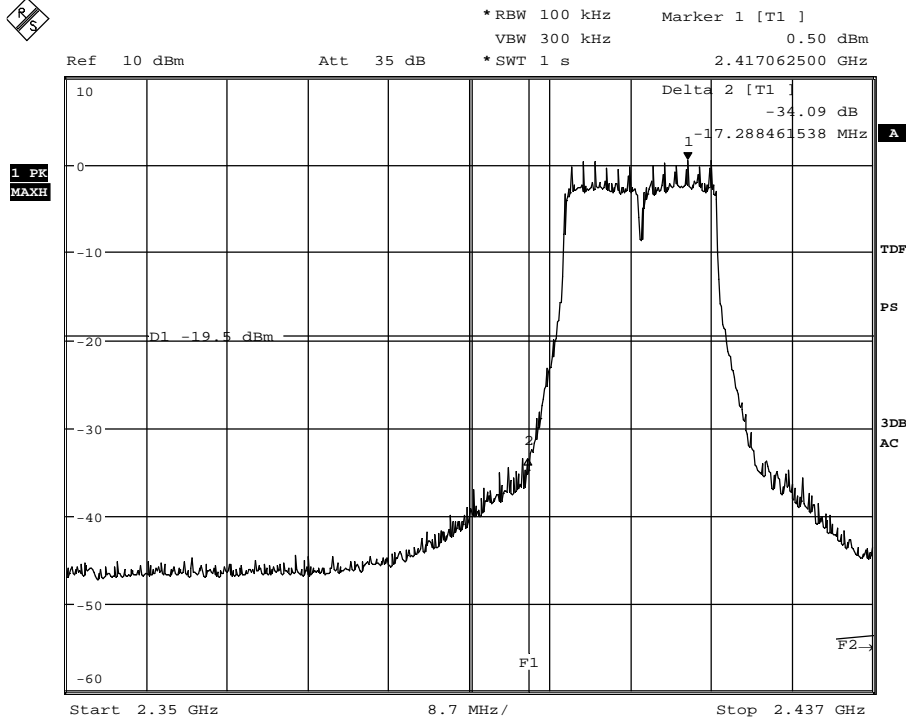


Date: 7.FEB.2013 12:43:51

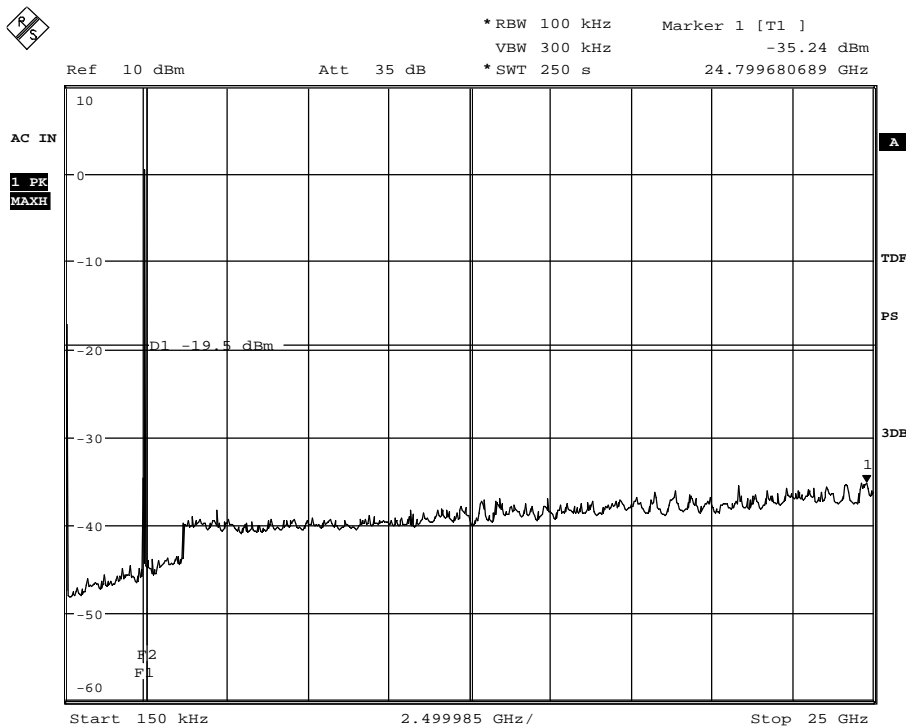


Date: 7.FEB.2013 12:49:18

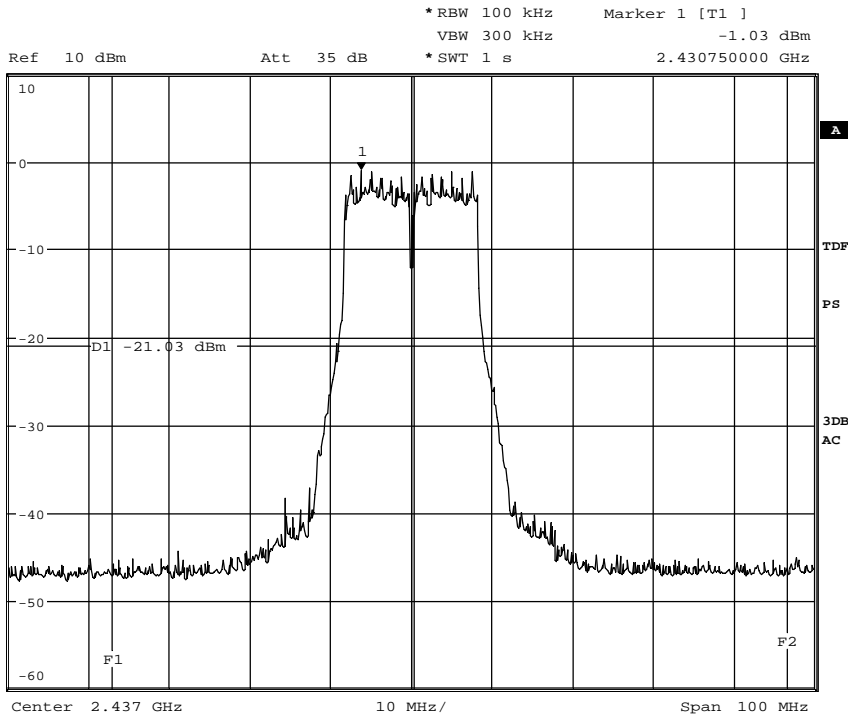
3.2 Channels 1/6/11 (g-Mode, 18/36/48 Mbps)



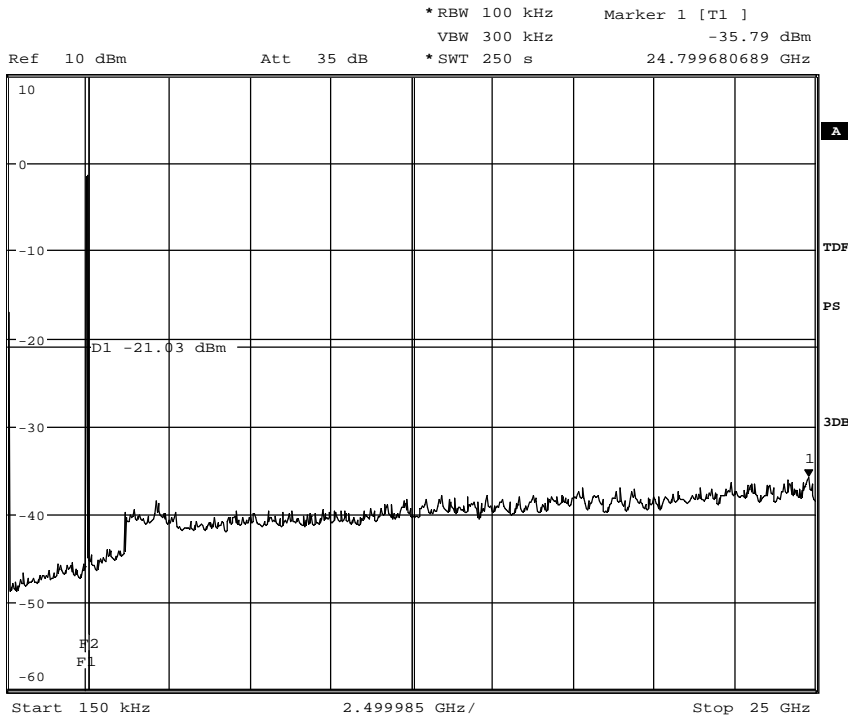
Date: 7.FEB.2013 13:02:49



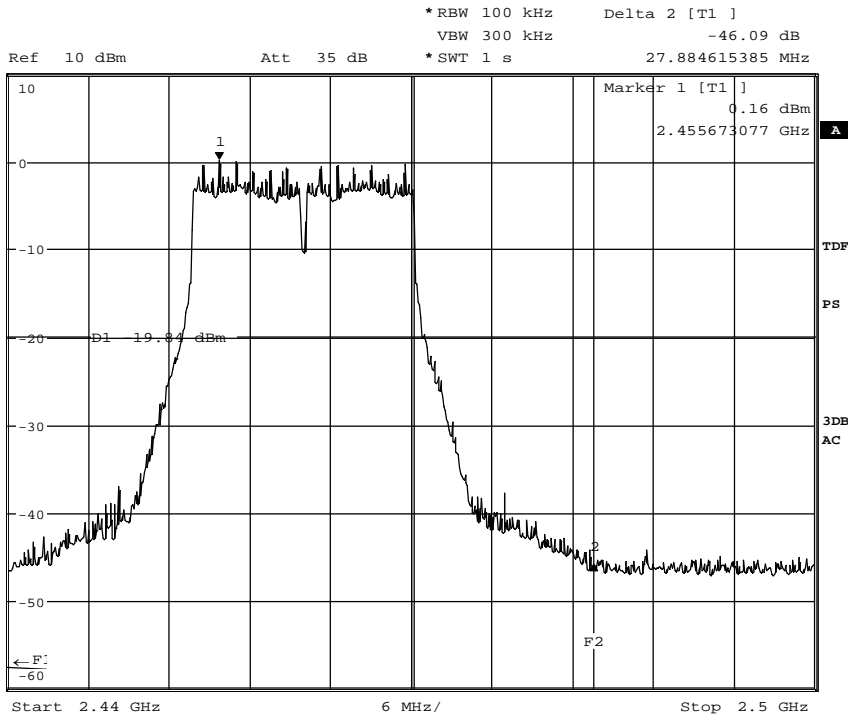
Date: 7.FEB.2013 13:46:19



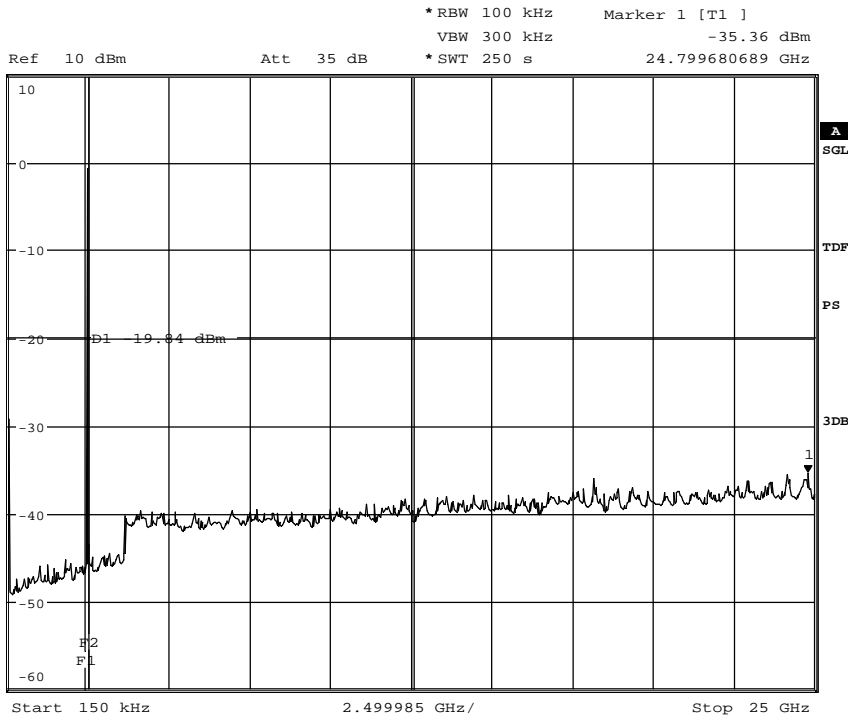
Date: 7.FEB.2013 13:55:56



Date: 7.FEB.2013 14:01:44

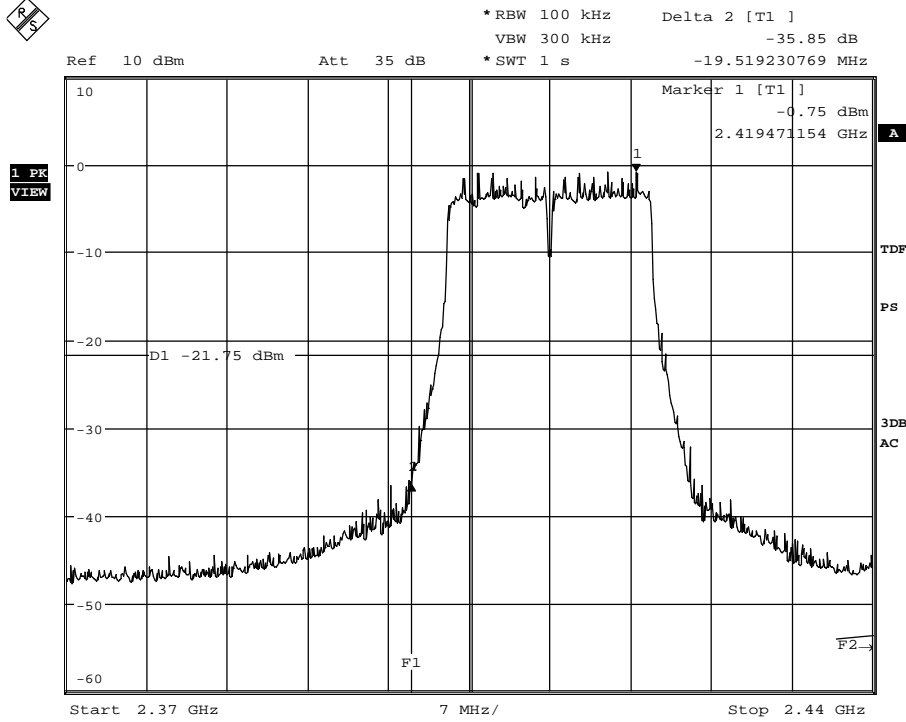


Date: 7.FEB.2013 14:04:50

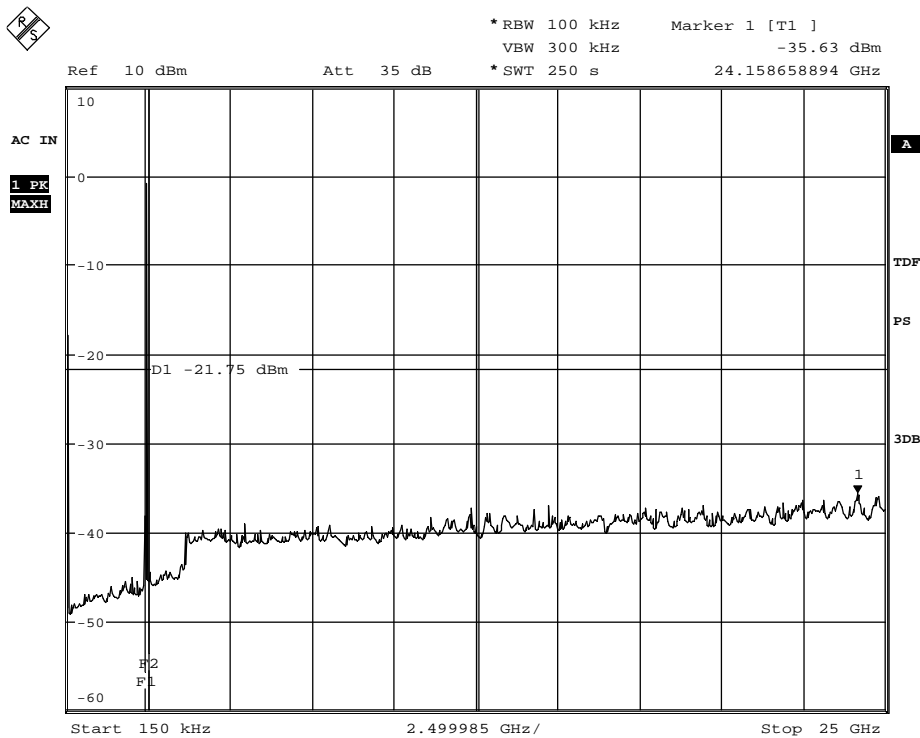


Date: 7.FEB.2013 14:11:12

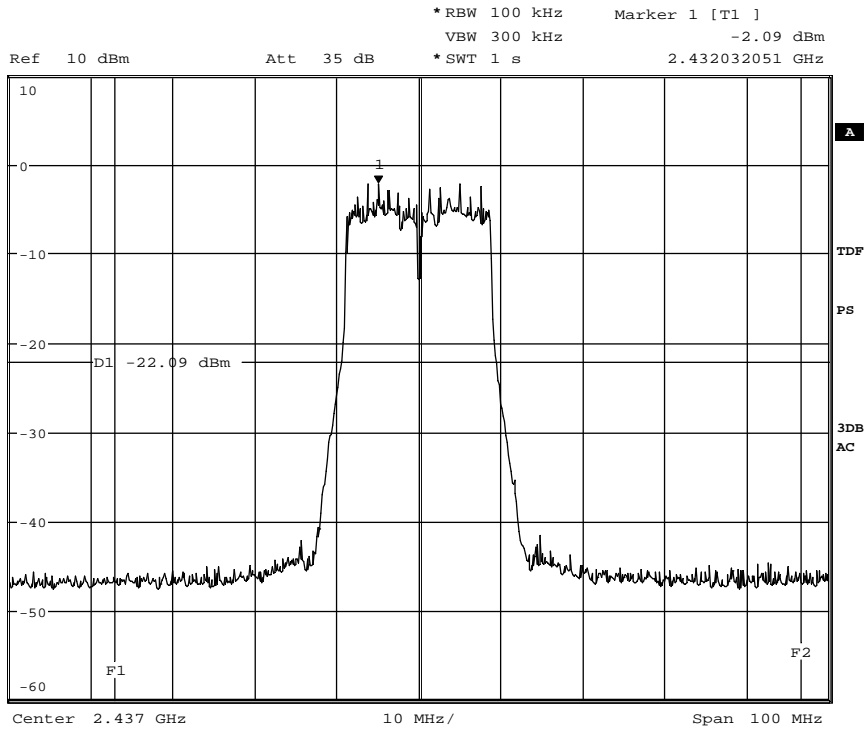
3.3 Channels 1/6/11 (n-Mode, 26/65/58.5 Mbps)



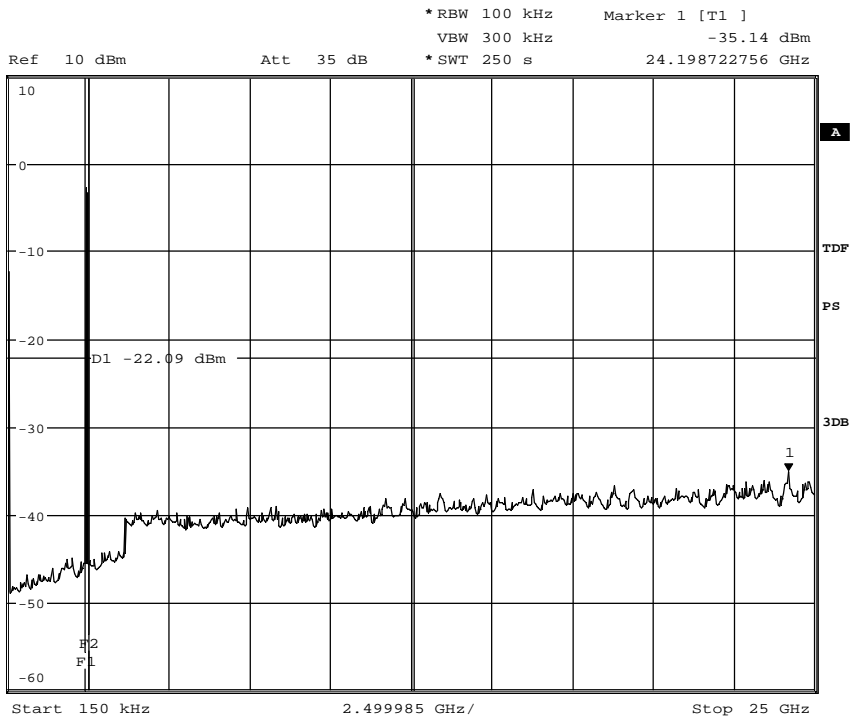
Date: 7.FEB.2013 14:15:02



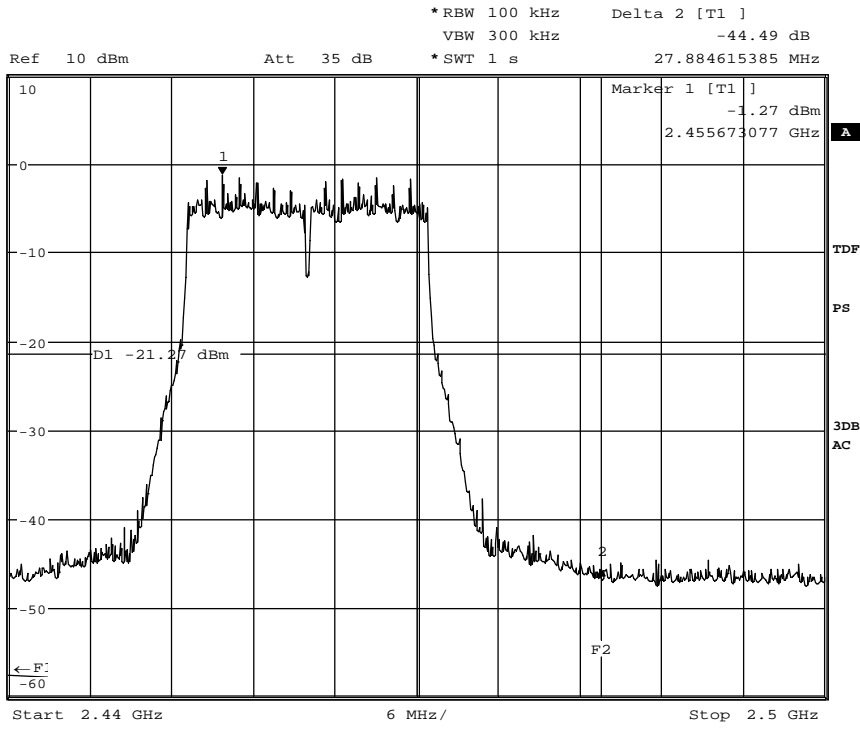
Date: 7.FEB.2013 14:22:24



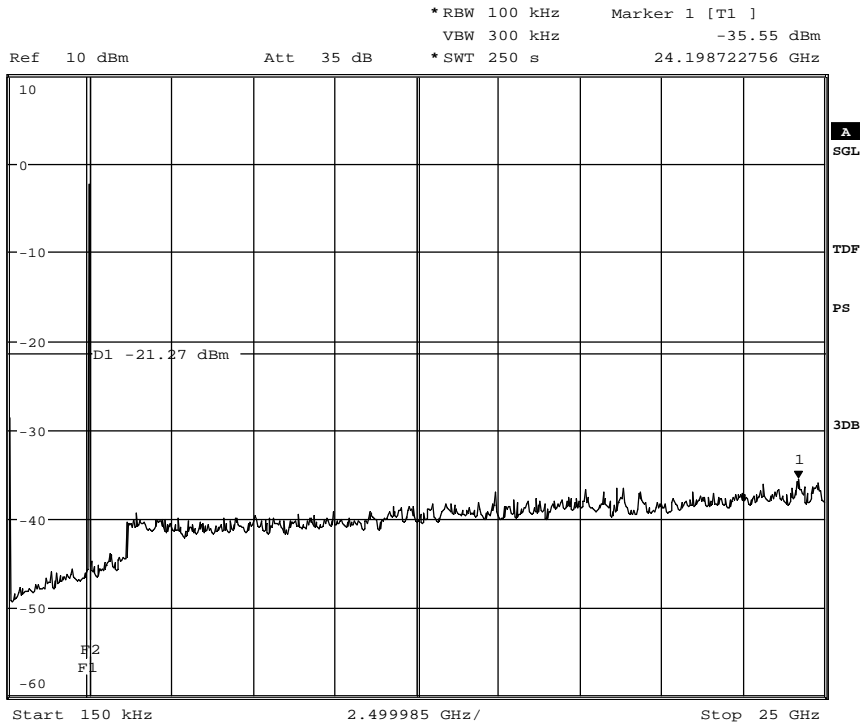
Date: 7.FEB.2013 14:32:16



Date: 7.FEB.2013 14:40:18

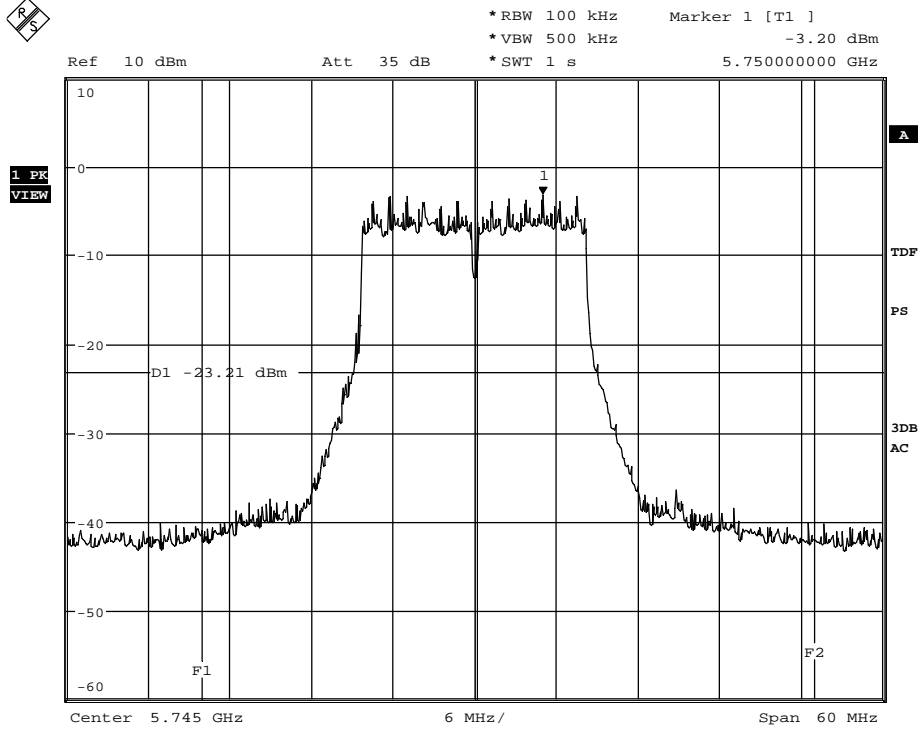


Date: 7.FEB.2013 14:43:19

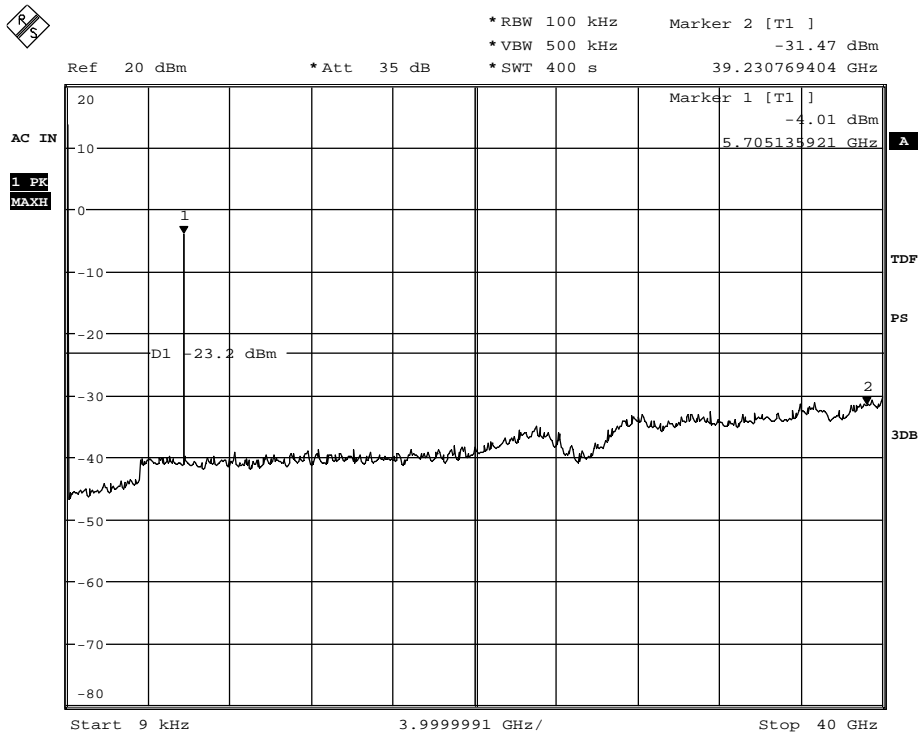


Date: 7.FEB.2013 14:48:19

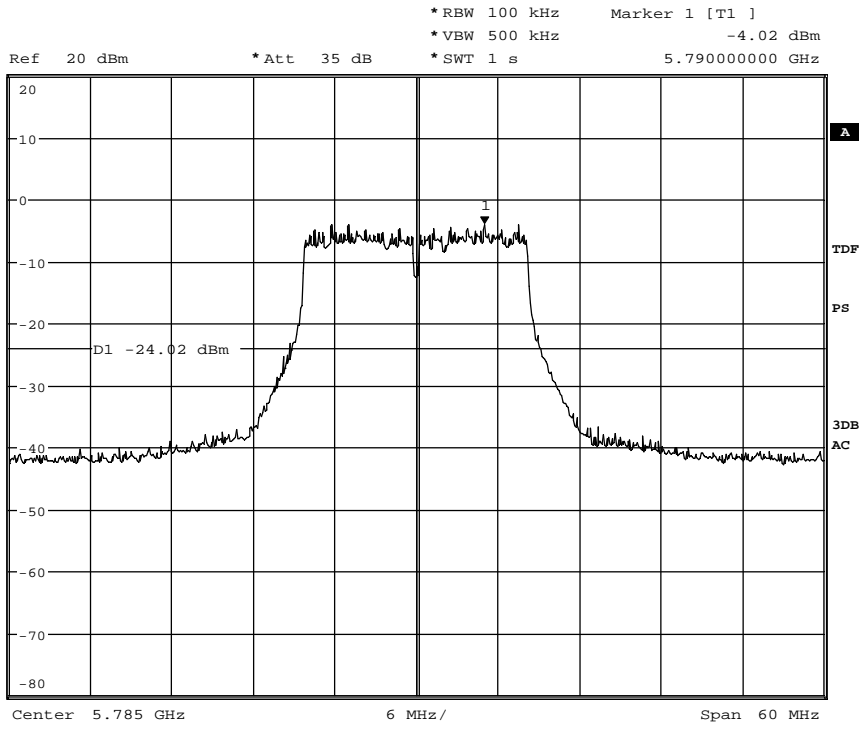
3.4 Channels 149/157/165 (UNII/ISM a-Mode, 54/48/12 Mbps)



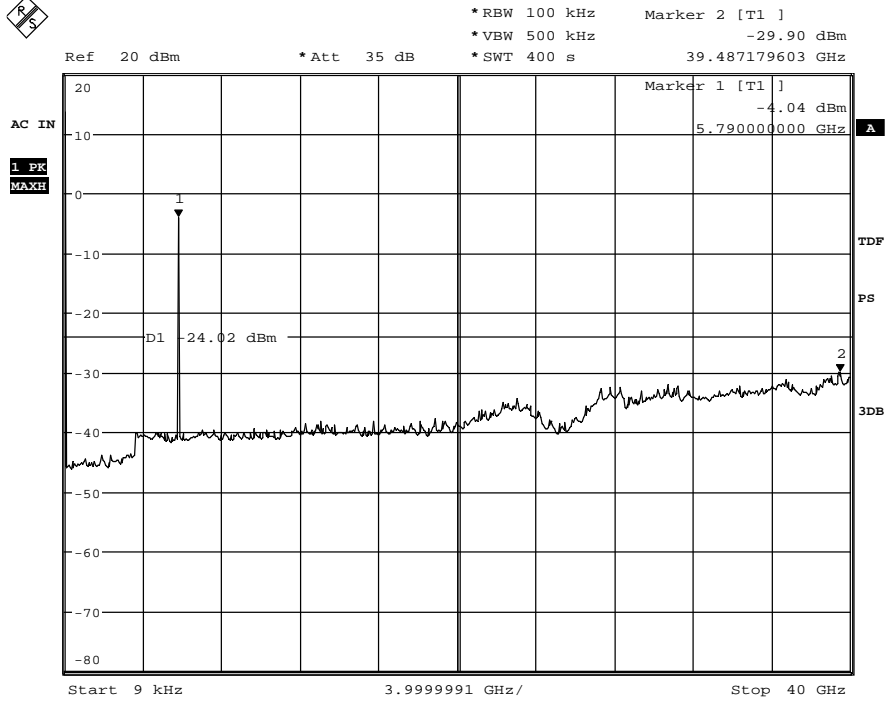
Date: 7.FEB.2013 17:15:03



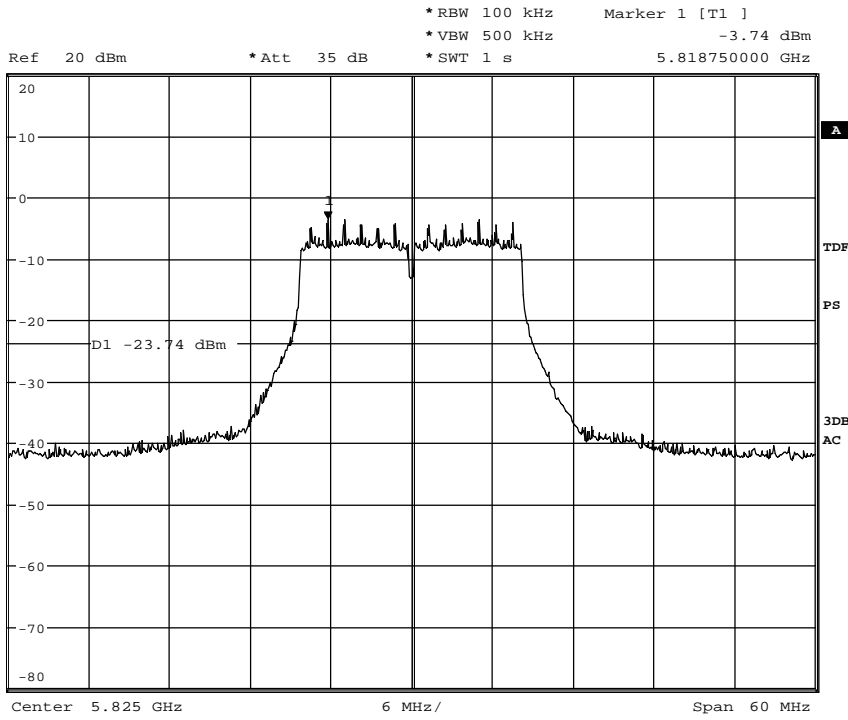
Date: 15.FEB.2013 14:28:36



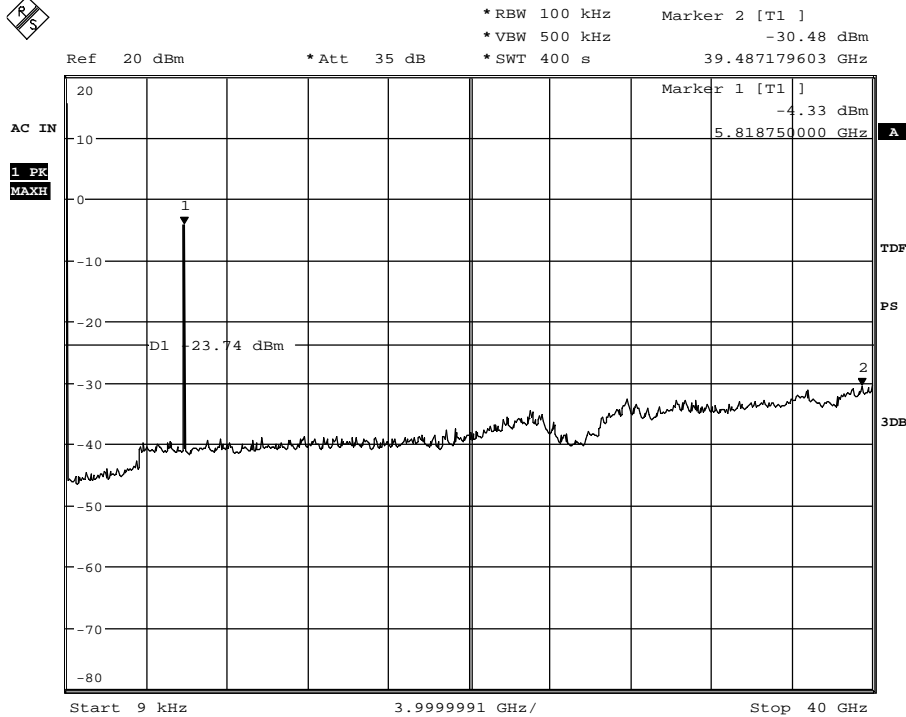
Date: 15.FEB.2013 14:34:39



Date: 15.FEB.2013 14:50:15

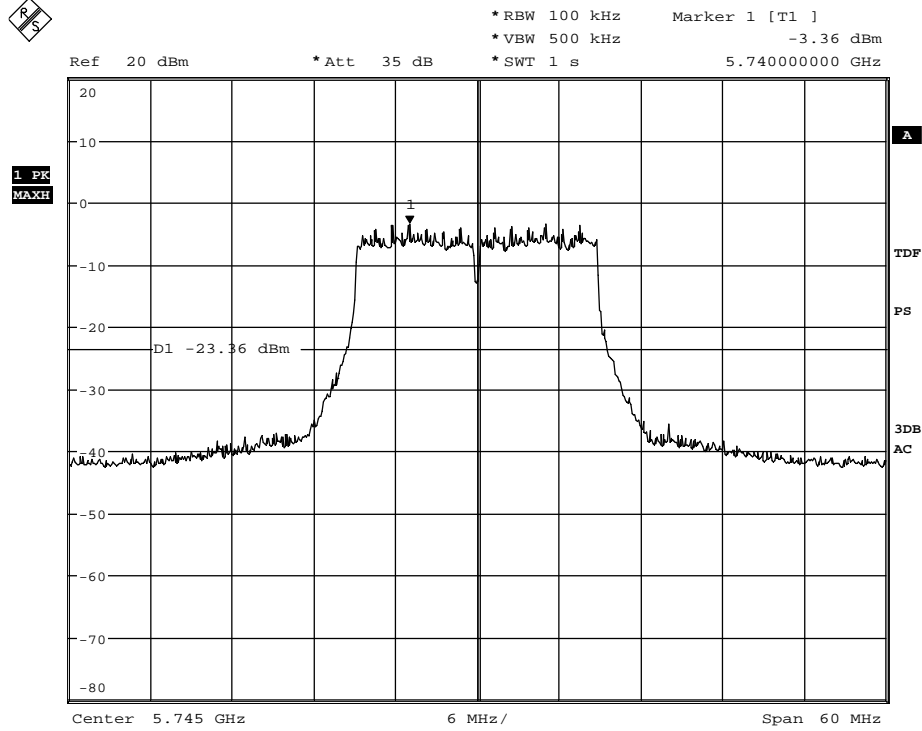


Date: 15.FEB.2013 15:18:26

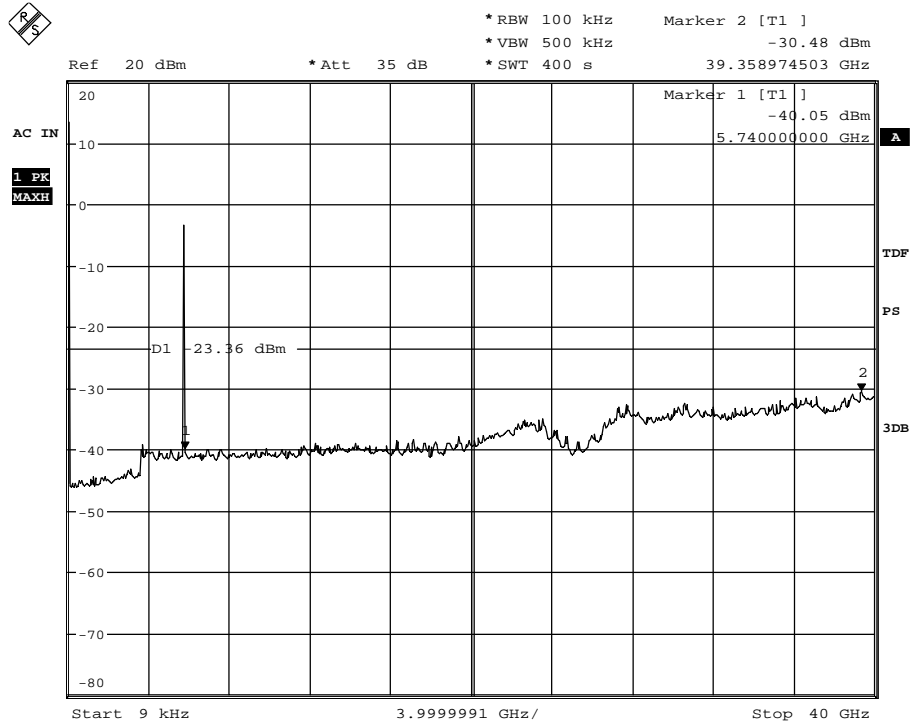


Date: 15.FEB.2013 15:31:53

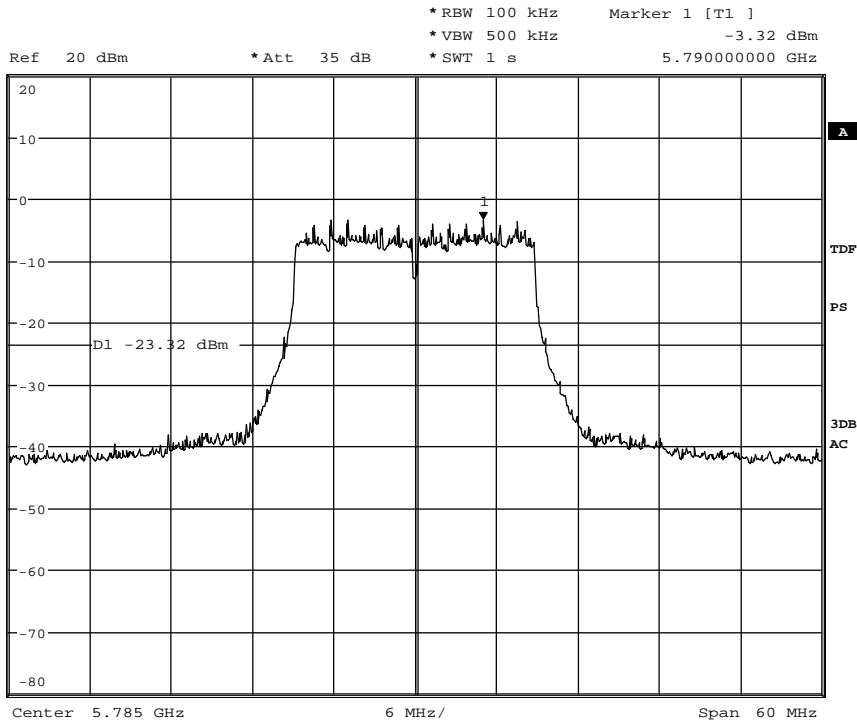
3.5 Channels 149/157/165 (UNII/ISM n(20)-Mode, 54/65/19.5 Mbps)



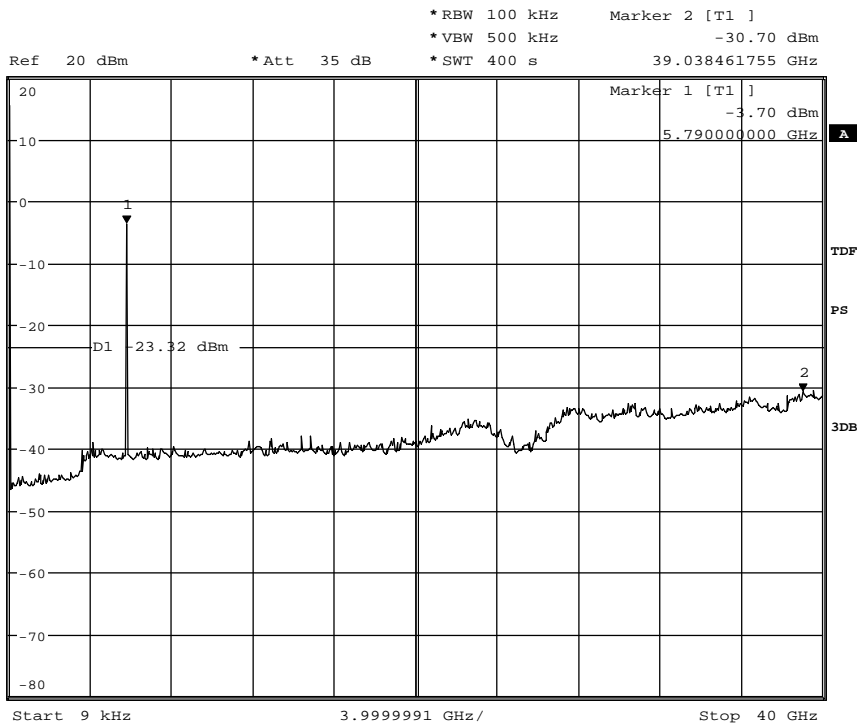
Date: 15.FEB.2013 15:40:22



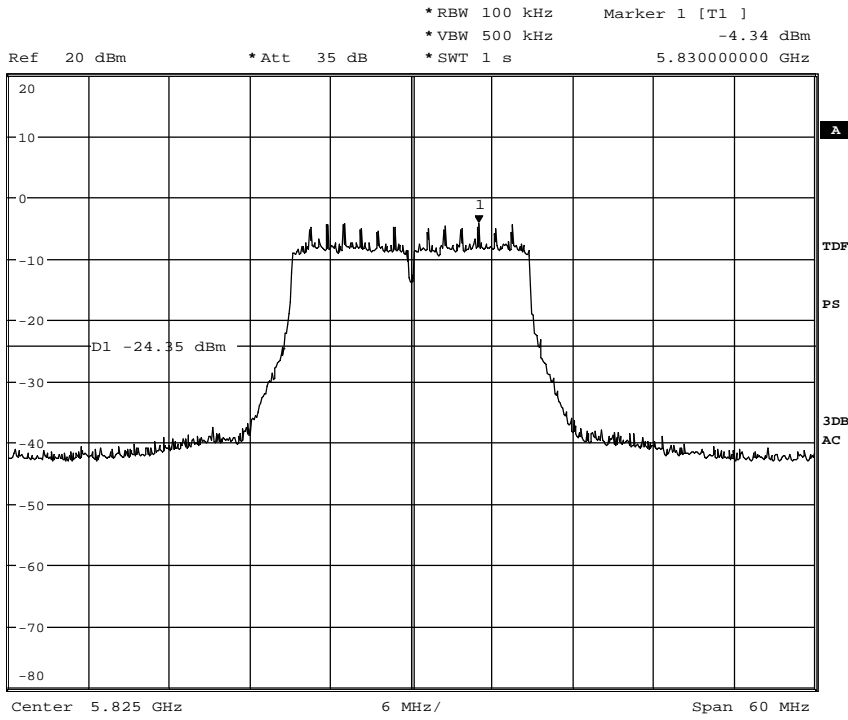
Date: 15.FEB.2013 15:49:41



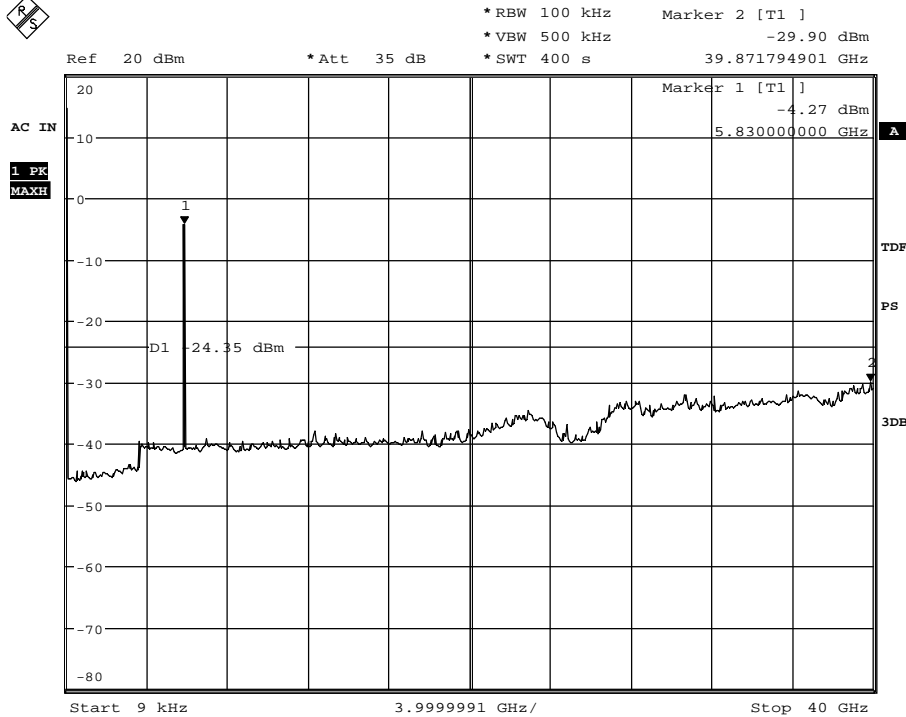
Date: 15.FEB.2013 16:56:16



Date: 15.FEB.2013 17:06:27

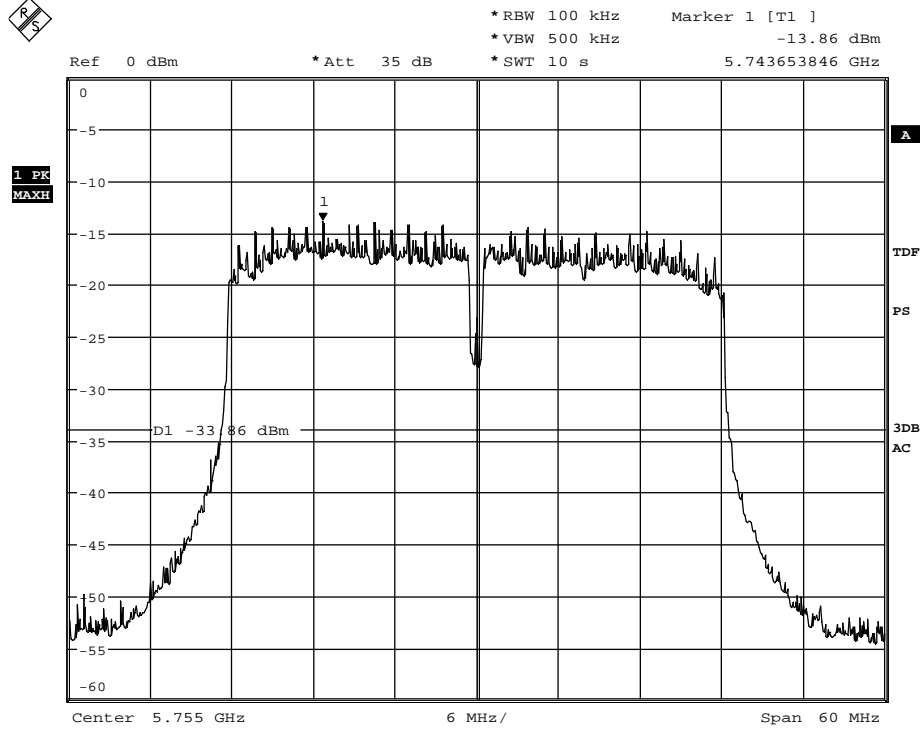


Date: 15.FEB.2013 17:10:43

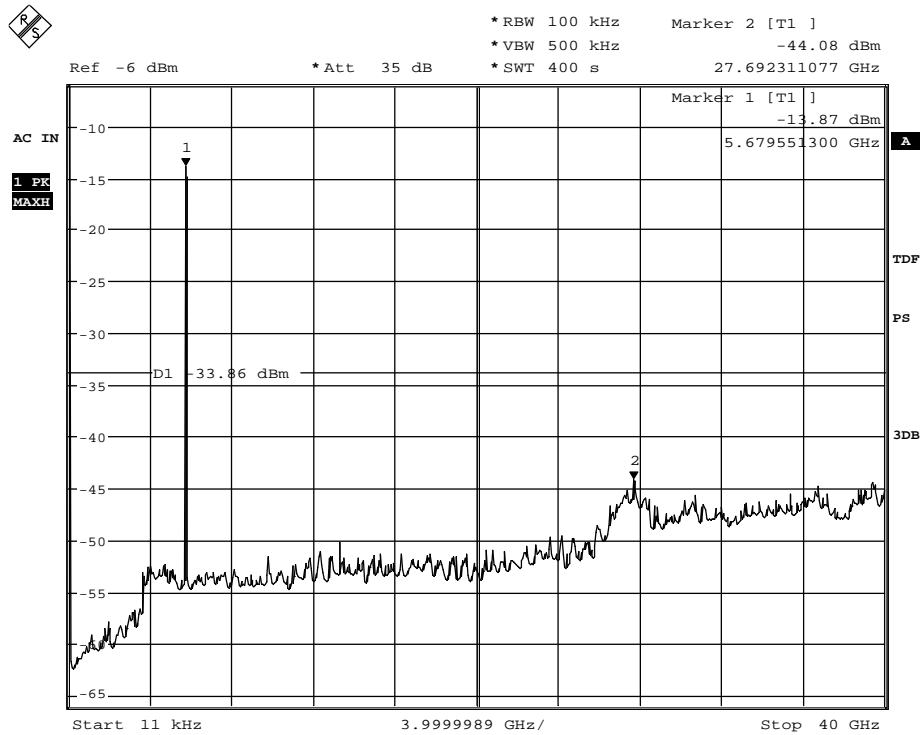


Date: 15.FEB.2013 17:32:46

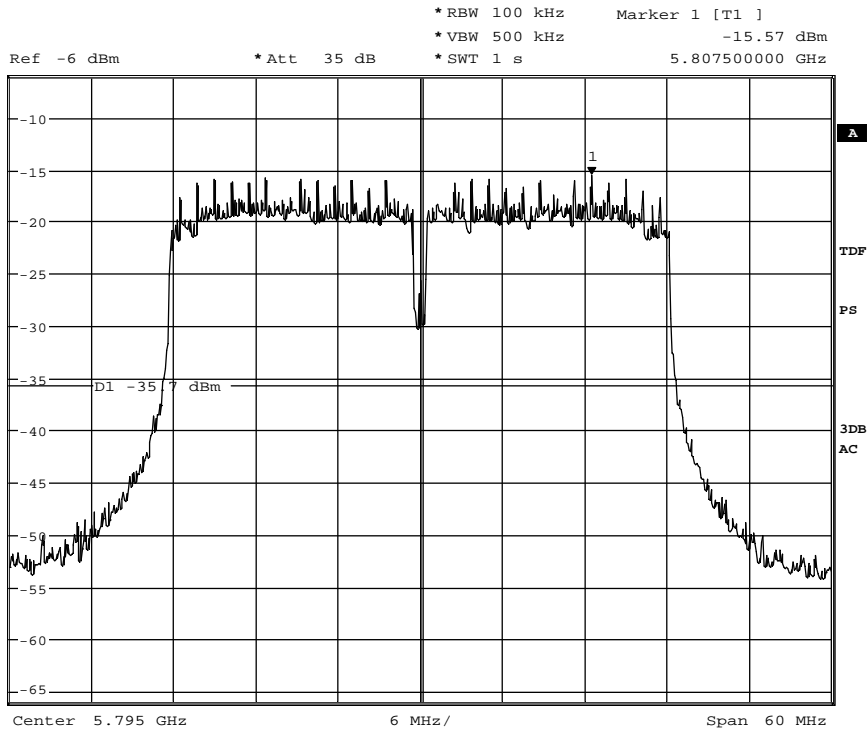
3.6 Channels 151/159 (UNII/ISM n(40)-Mode, 18/36/48 Mbps)



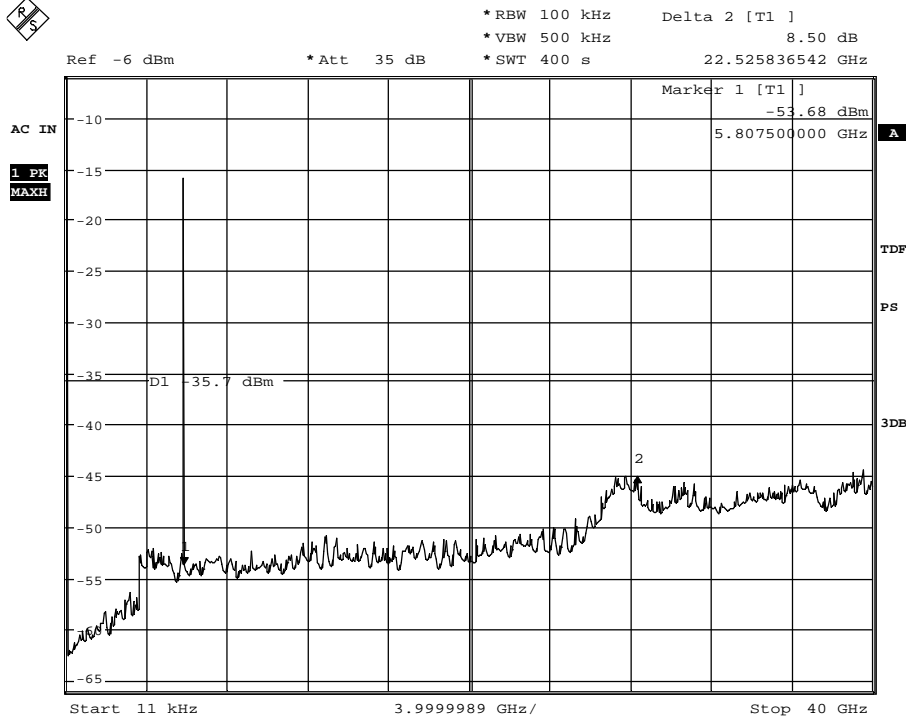
Date: 15.FEB.2013 19:02:25



Date: 15.FEB.2013 19:11:39



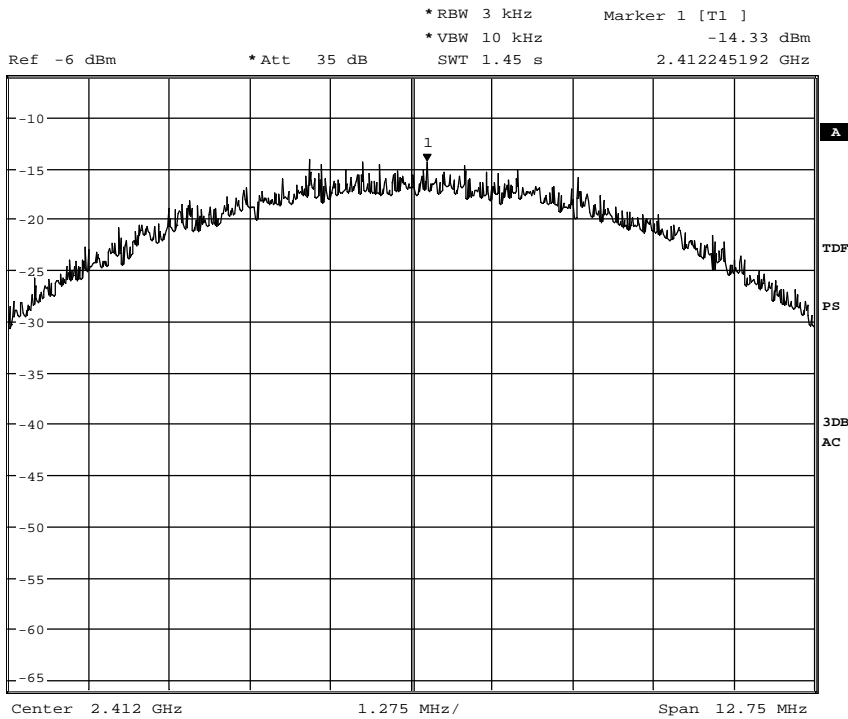
Date: 15.FEB.2013 19:14:52



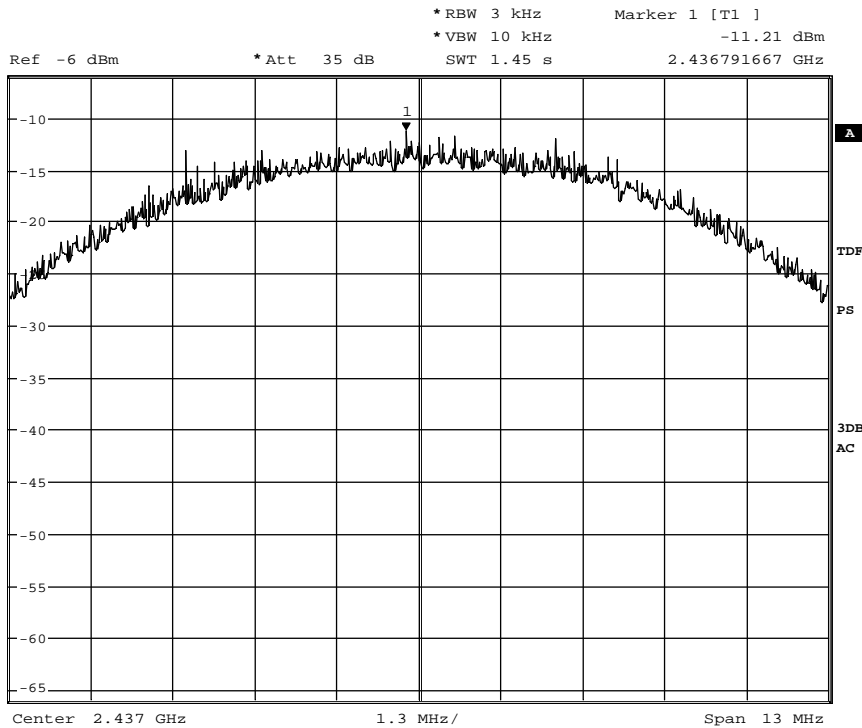
Date: 15.FEB.2013 19:23:43

4. Power spectral density (conducted)

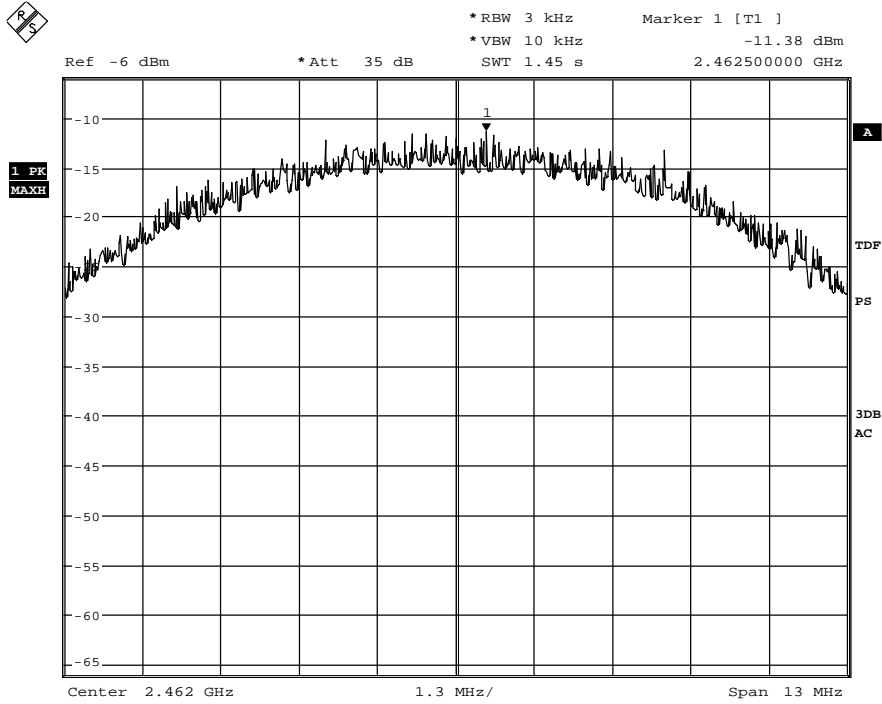
4.1 Channels 1, 6 and 11 (b-Mode)



Date: 5.FEB.2013 15:51:39

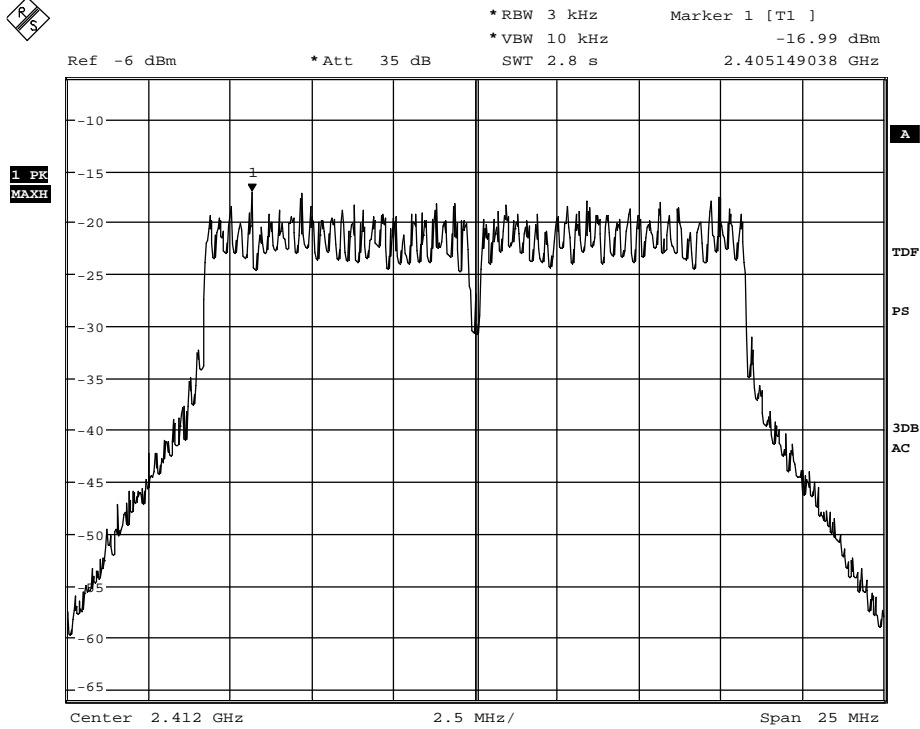


Date: 6.FEB.2013 11:36:05

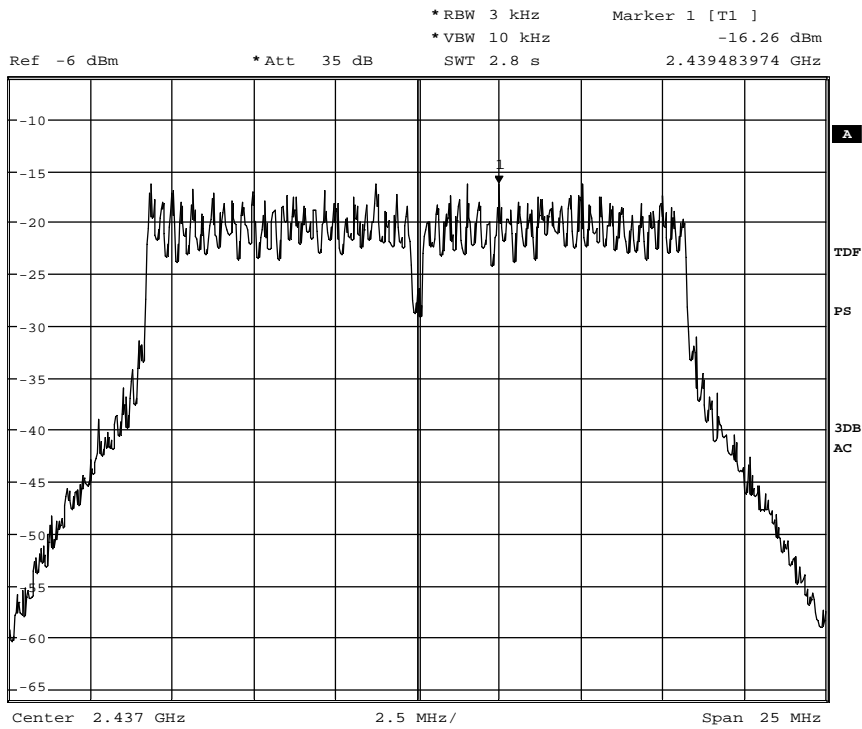


Date: 6.FEB.2013 11:52:15

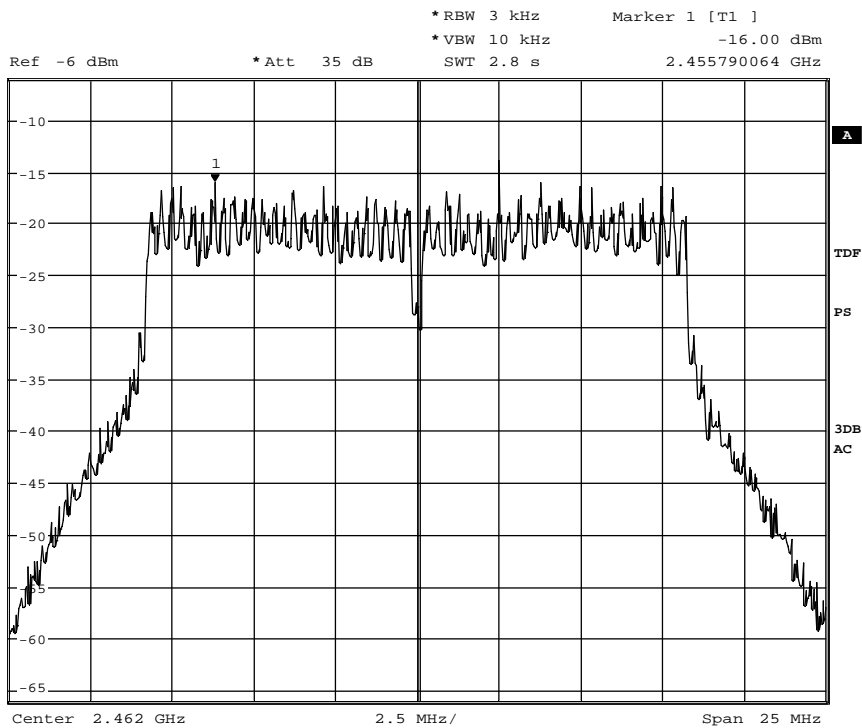
4.2 Channels 1, 6 and 11 (g-Mode)



Date: 5.FEB.2013 15:55:24



Date: 6.FEB.2013 11:37:42

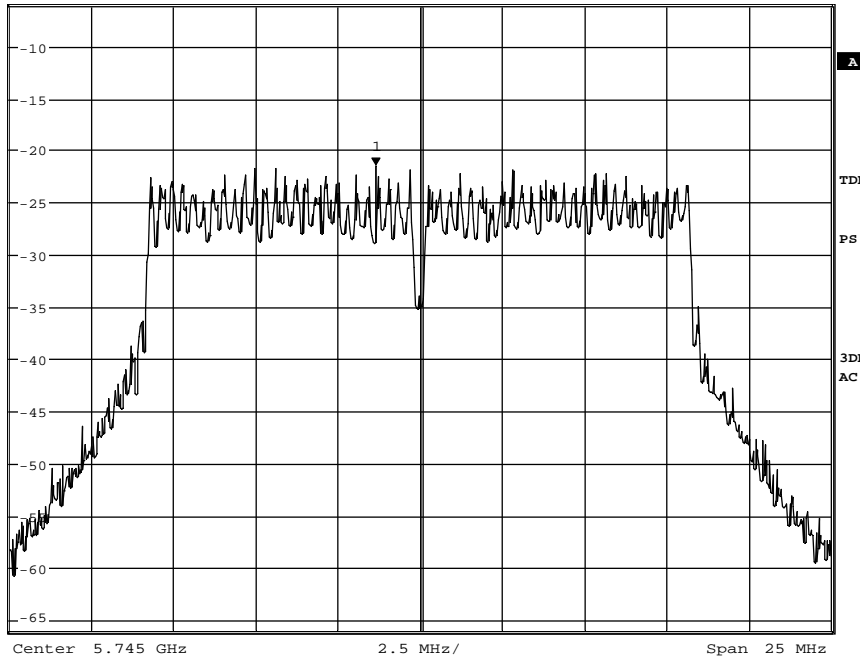


Date: 6.FEB.2013 11:51:08

4.3 Channels 1, 6 and 11 (n-Mode)



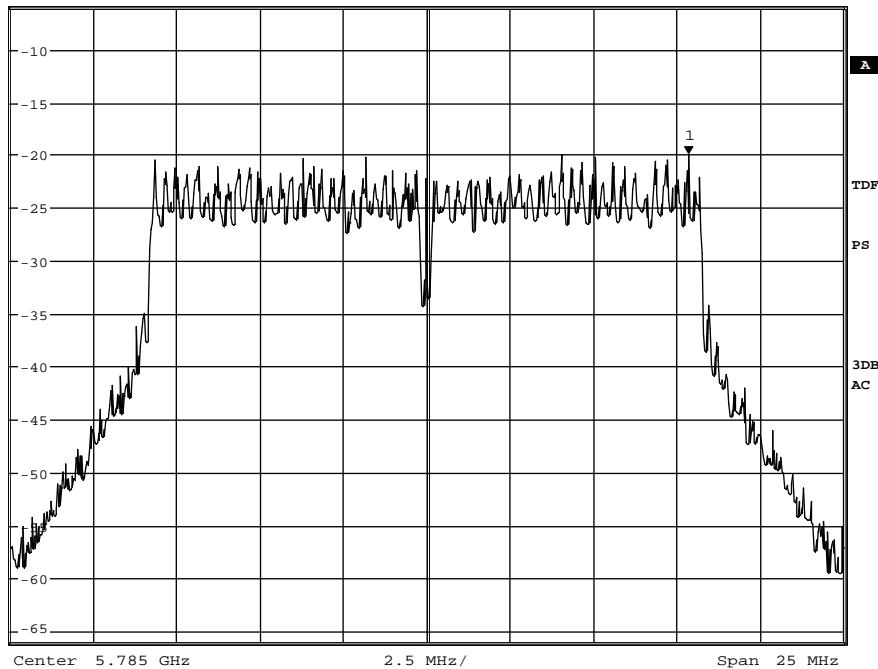
Ref -6 dBm *Att 35 dB *RBW 3 kHz Marker 1 [T1] -21.42 dBm
*VBW 10 kHz SWT 2.8 s 5.743637821 GHz



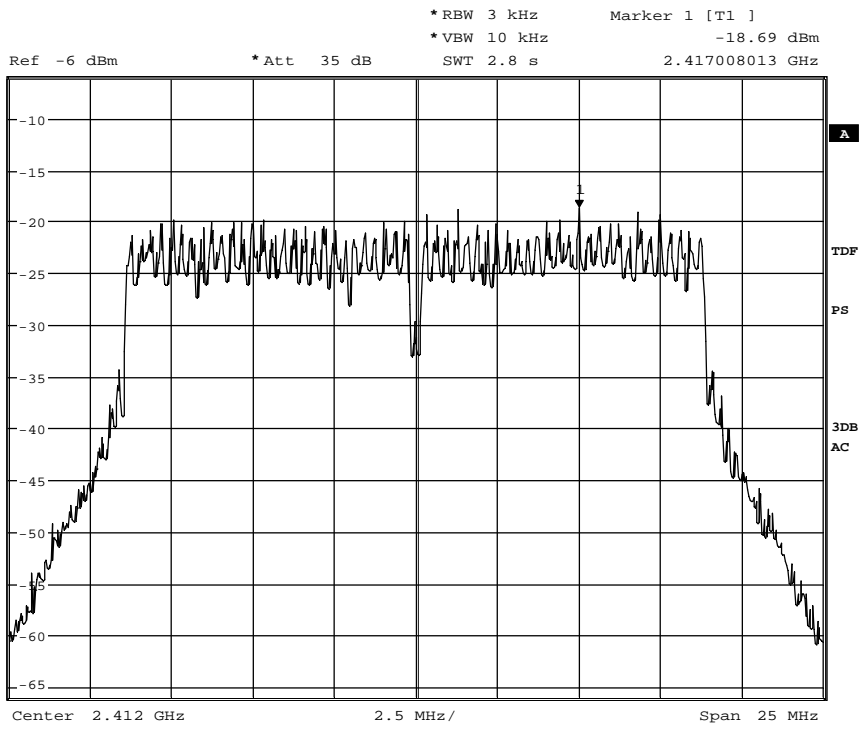
Date: 5.FEB.2013 15:59:02



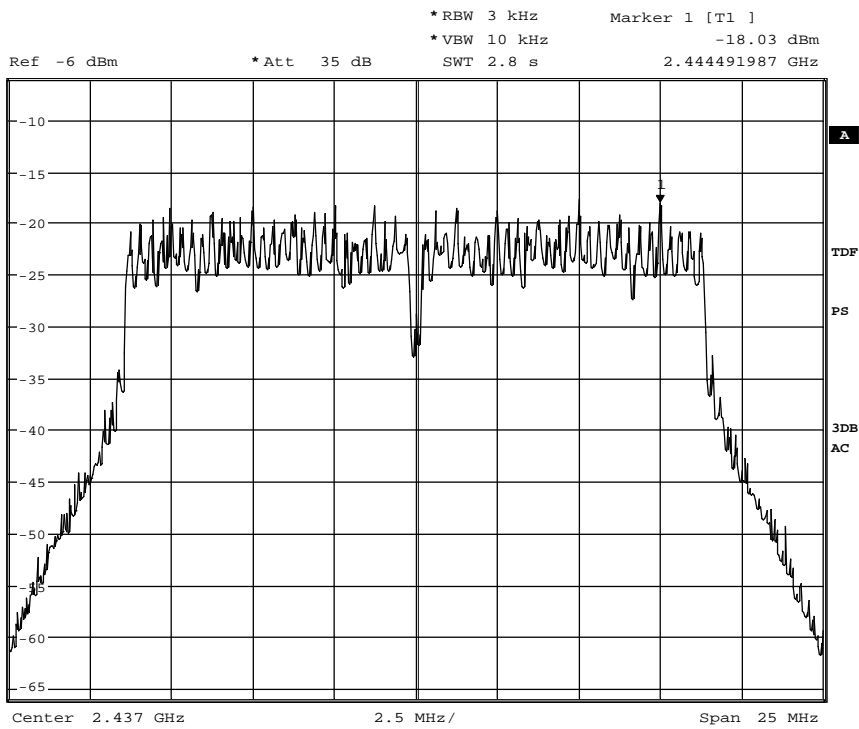
Ref -6 dBm *Att 35 dB *RBW 3 kHz Marker 1 [T1] -19.90 dBm
*VBW 10 kHz SWT 2.8 s 5.792852564 GHz



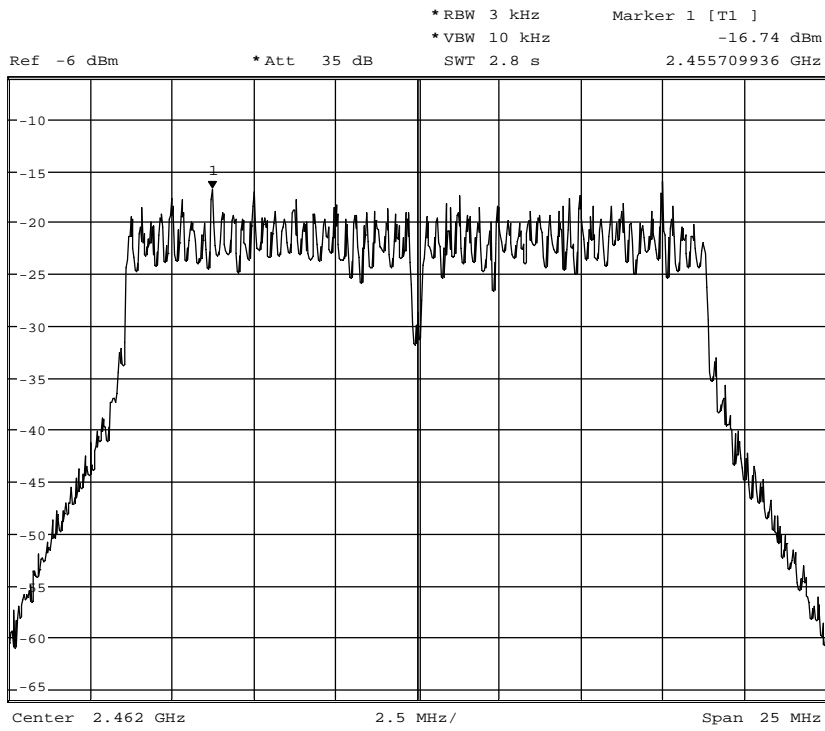
Date: 6.FEB.2013 11:41:03



Date: 5.FEB.2013 15:57:25



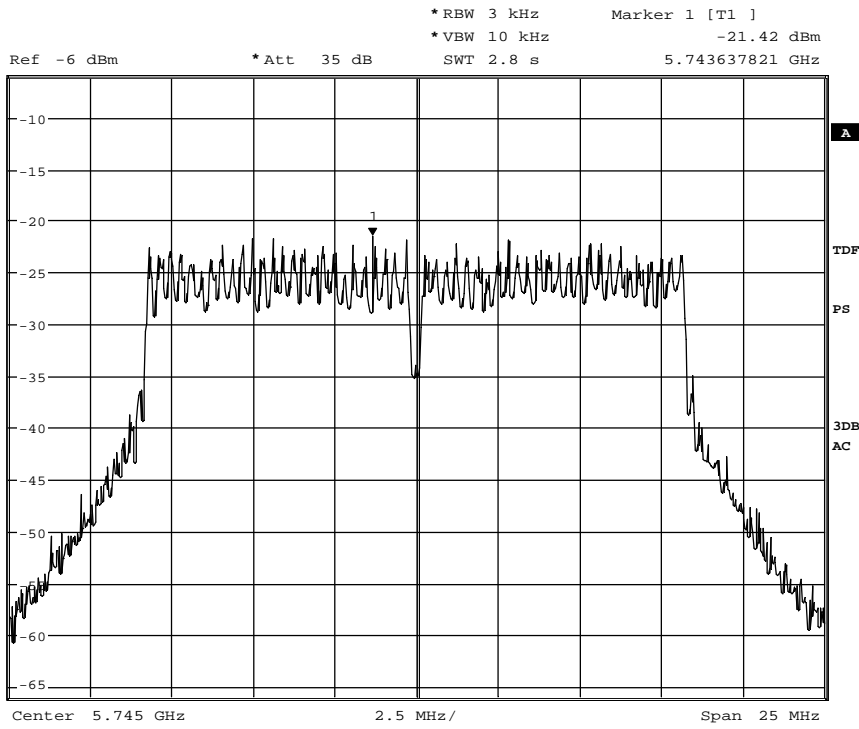
Date: 6.FEB.2013 11:39:46



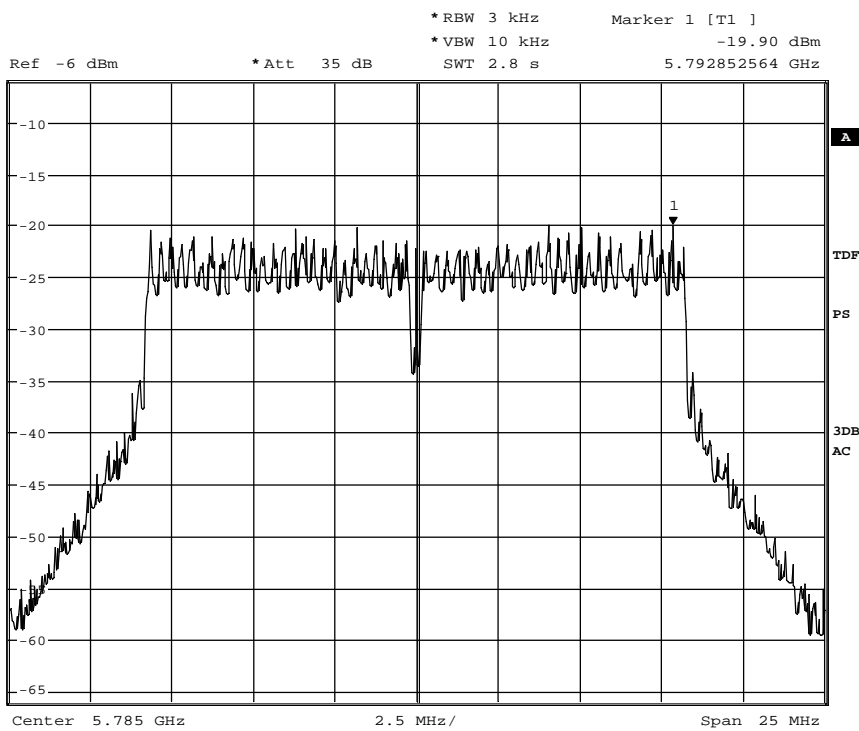
Date: 6.FEB.2013 11:49:36

^

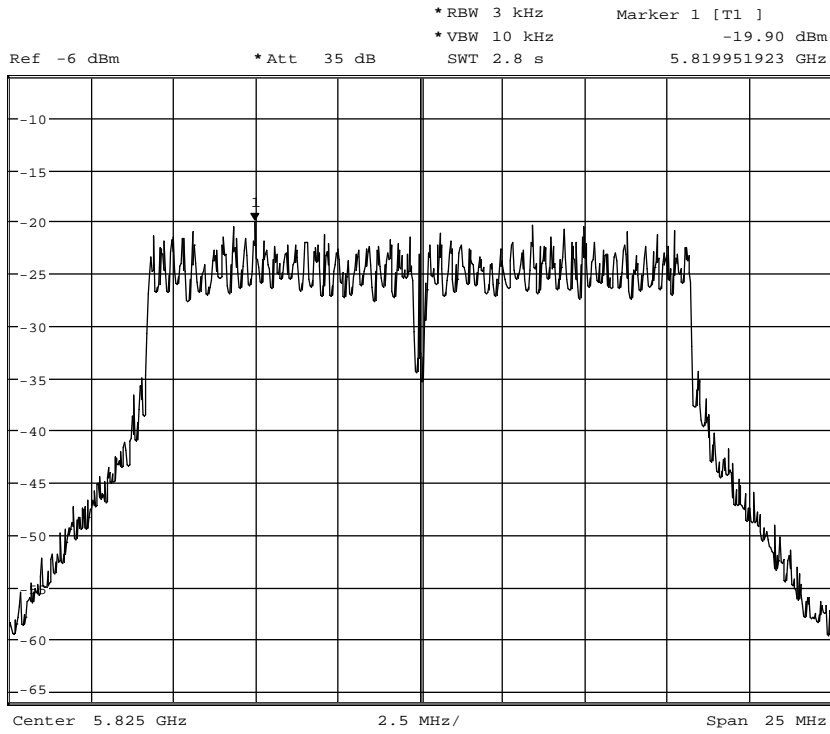
4.4 Channels 149, 157 and 165 (UNII/ISM, a-Mode)



Date: 5.FEB.2013 15:59:02

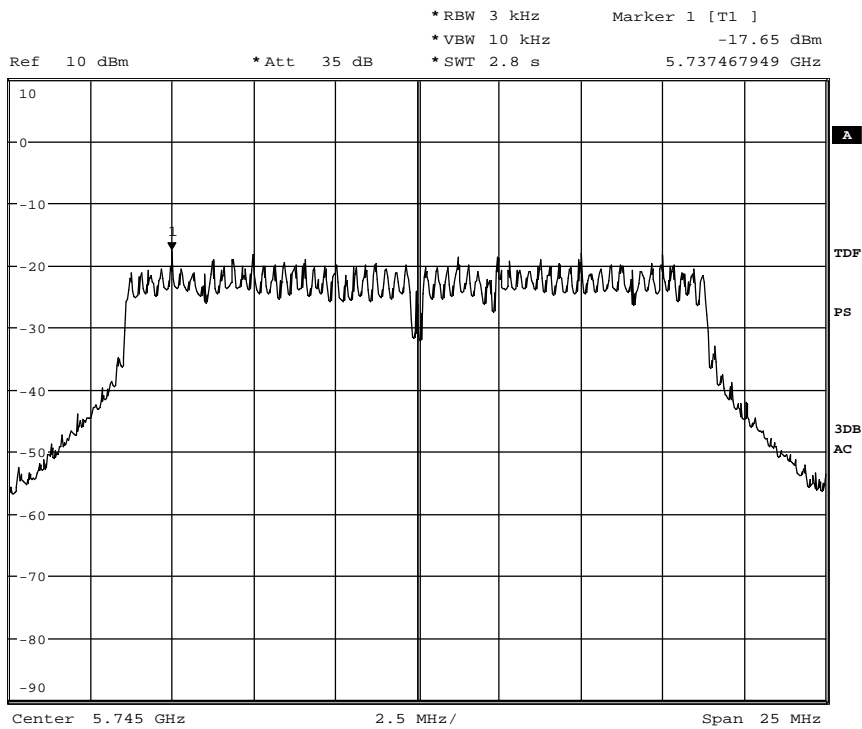


Date: 6.FEB.2013 11:41:03

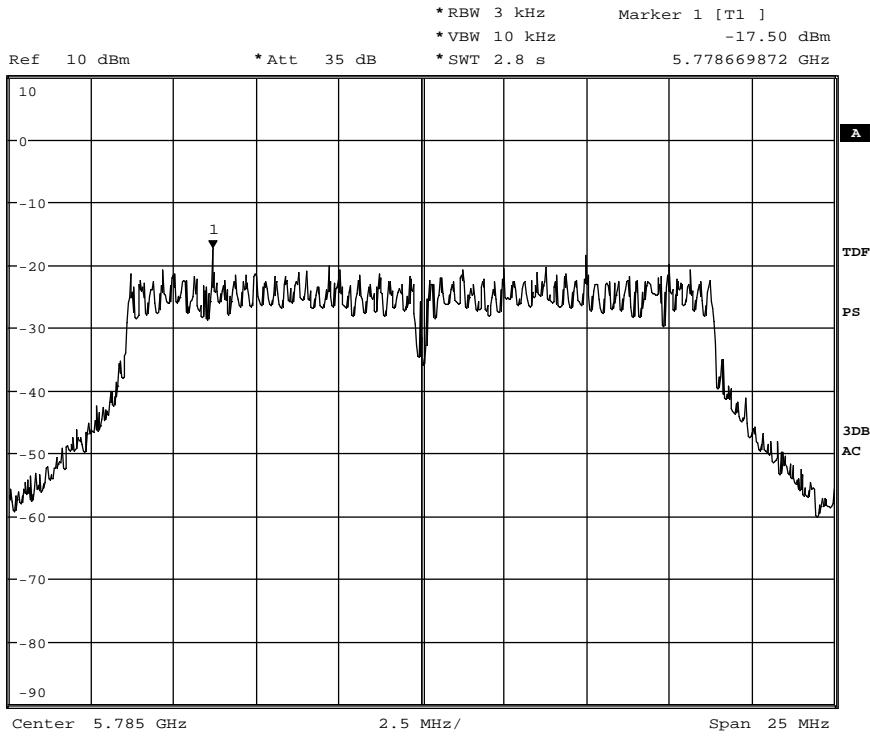


Date: 6.FEB.2013 11:48:07

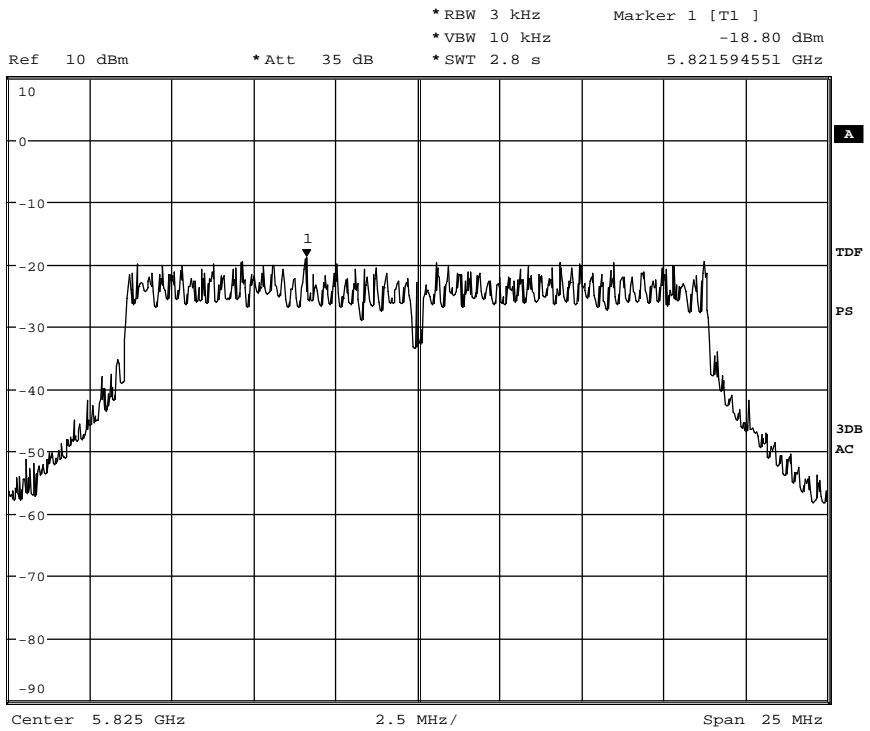
4.5 Channels 149, 157 and 165 (UNII/ISM n(20)-Mode)



Date: 15.FEB.2013 10:51:11

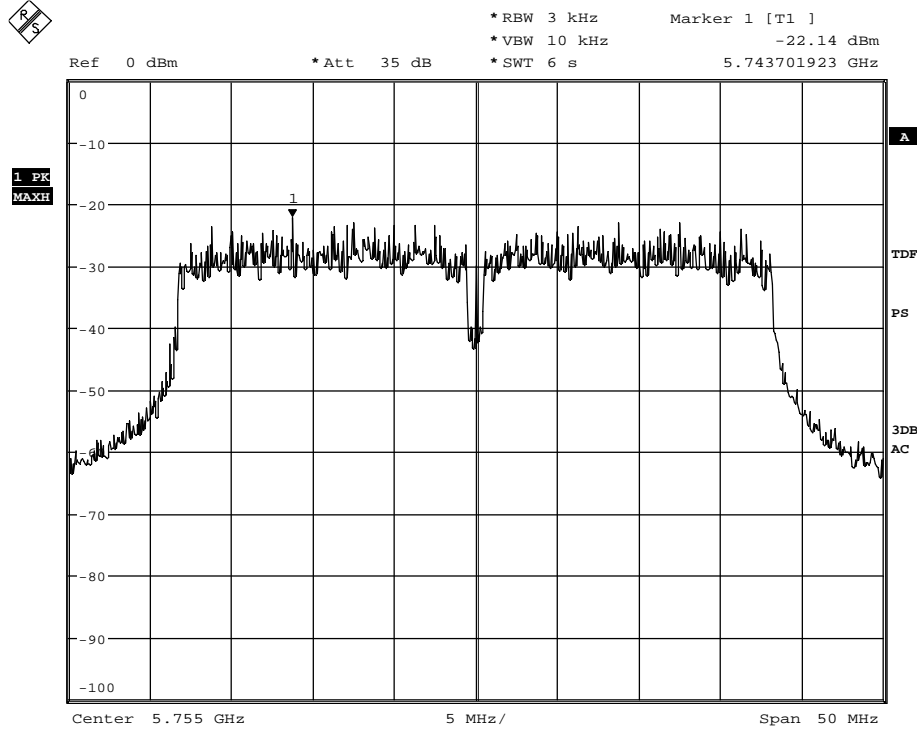


Date: 15.FEB.2013 10:54:51

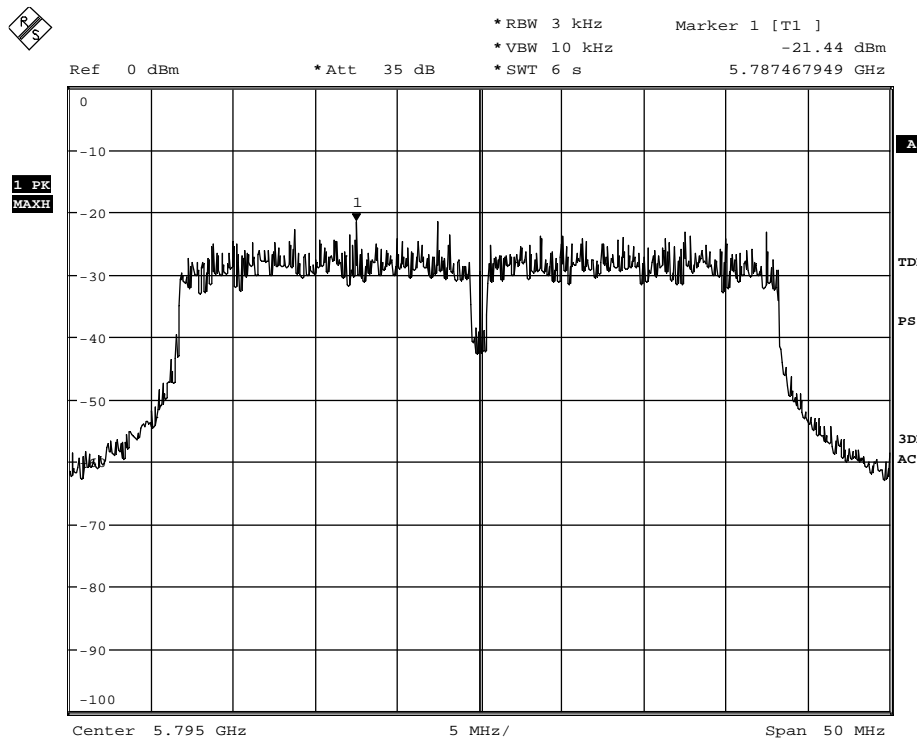


Date: 15.FEB.2013 10:56:11

4.6 Channels 151 and 159 (UNII/ISM n(40)-Mode)



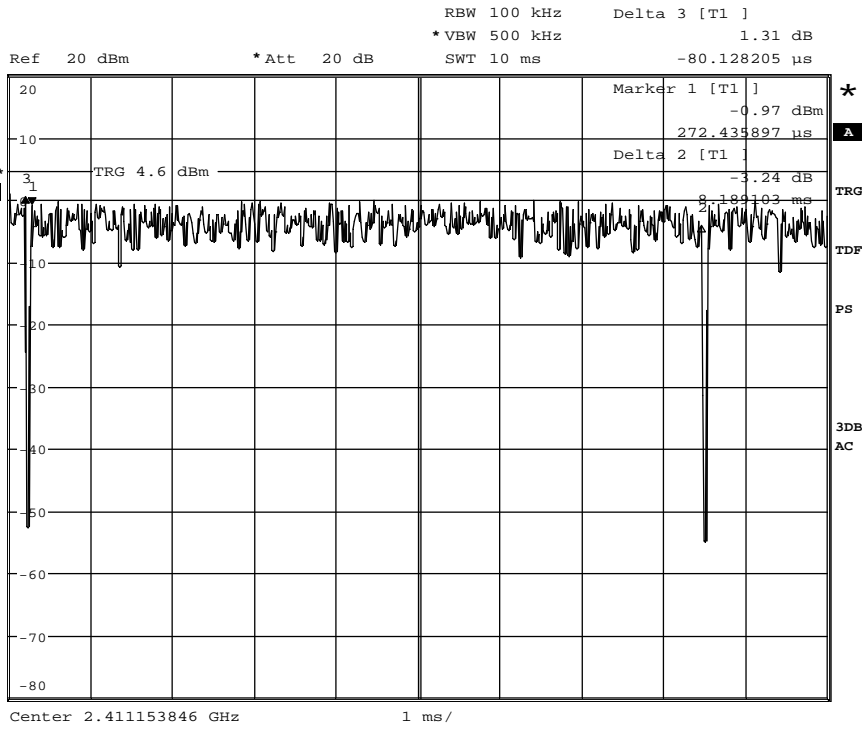
Date: 15.FEB.2013 11:13:50



Date: 15.FEB.2013 11:15:28

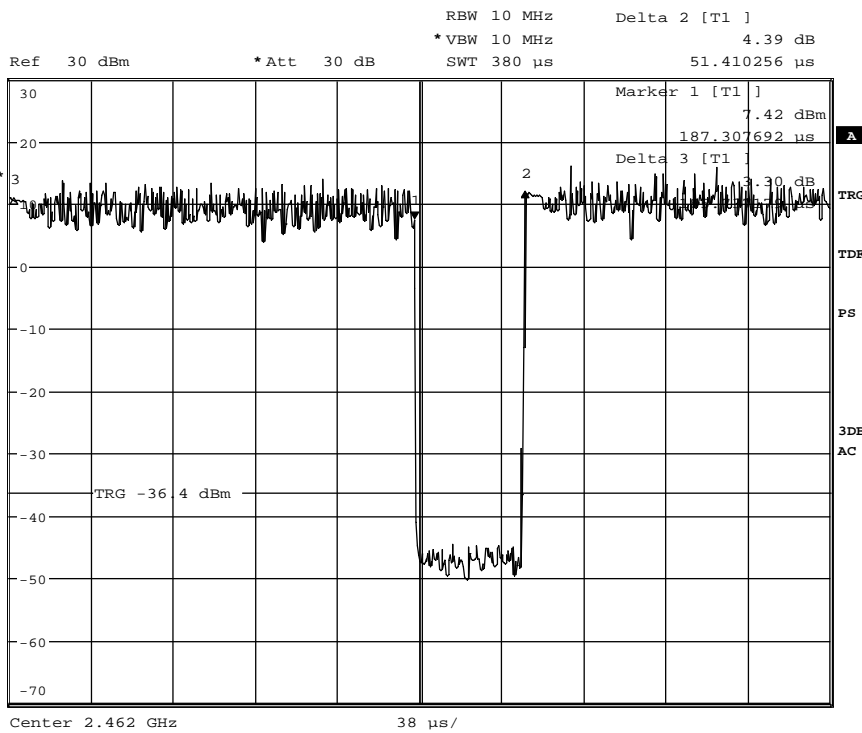
5. Duty-Cycle

5.1 b-Mode



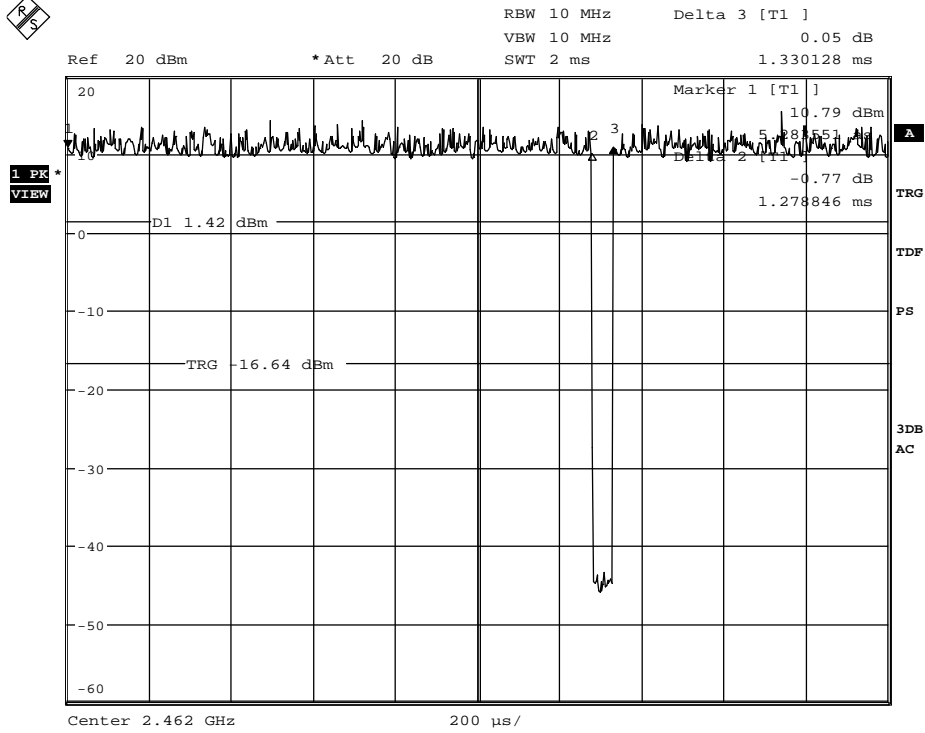
Date: 31.JAN.2013 16:21:39

5.2 g-Mode



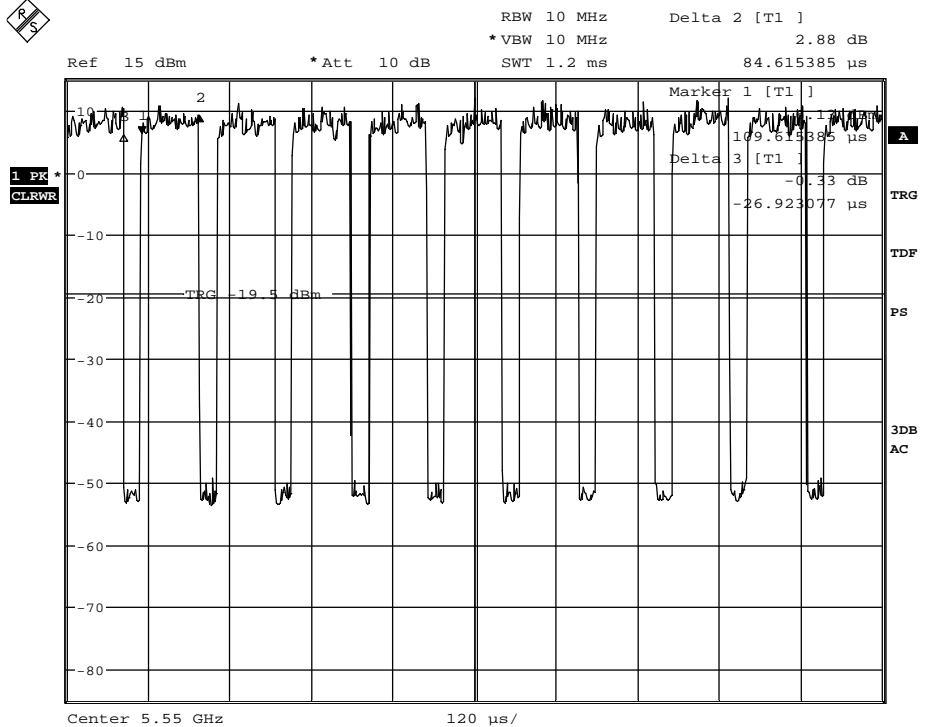
Date: 20.FEB.2013 16:28:31

5.3 n-Mode



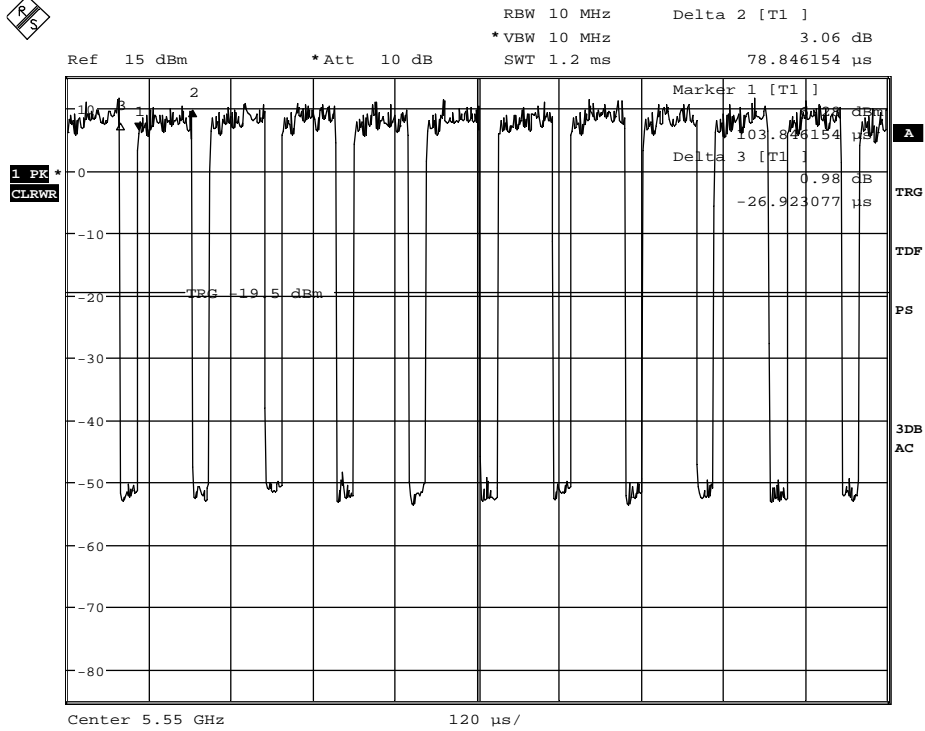
Date: 4.FEB.2013 14:17:55

5.4 UNII/ISM a-Mode



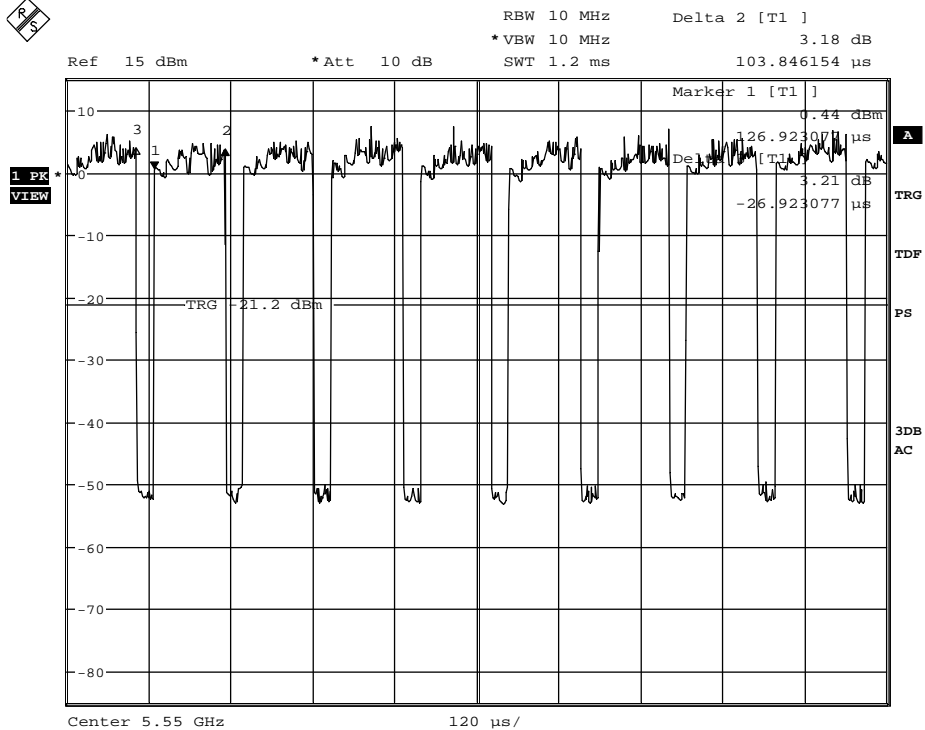
Date: 12.FEB.2013 16:15:24

5.5 UNII/ISM n20-Mode



Date: 12.FEB.2013 16:11:01

5.6 UNII/ISM n40-Mode



Date: 12.FEB.2013 15:57:22

6. Radiated field strength measurements accord. §15.209&15.205

6.1 Below 30 MHz

Diagram No. 2.01_RSE_R_Ch6_1

Date:	08.02.2013	Page 1 of 1
Test description:	Magnetic Fieldstrength Measurement related to 30/300 m distance	
Test site and distance:	Ref.-Nr. 441 Semi Anechoic Room (SAR) with 3 m measurement distance	
Version of Testsoftware:	EMC32 V8.51.0	
Distance correction:	used accord. table, pls. see test report	
Technical Data:	Please see page 2 for detailed data of measurement setup	
Rec. antenna (pre-scan):	height 1.00 m, parallel and 90° to EUT polarisation	
Used filter:	TP NLP-1200	
Test specification:	FCC 15.205 § 15.209; RSS-Gen: Issue 3	
Operator:	OOu	
Operating conditions:	WLAN (B) (2,4GHz) Tx , 1Mbps, Ch 6	
Power during tests:	120V AC 60 Hz	
Comment 1:	20810461-13-1a	

EUT Information

EUT Name:	TS-0000-BV + AC-0400-EU + AI-0401
Manufacturer:	Sony
IMEI:	0000-0000-000328-5
S/N:	CB5A1N1KVK
FW:	ATPV: 1267-7120, s_atp_pollux_windy_0_0_32_3_g_wlan
Accessories:	#22469 AC charger plug EP880 + #22683 USB to micro USB cable (1m)

FCC15.209_magn hor+vert

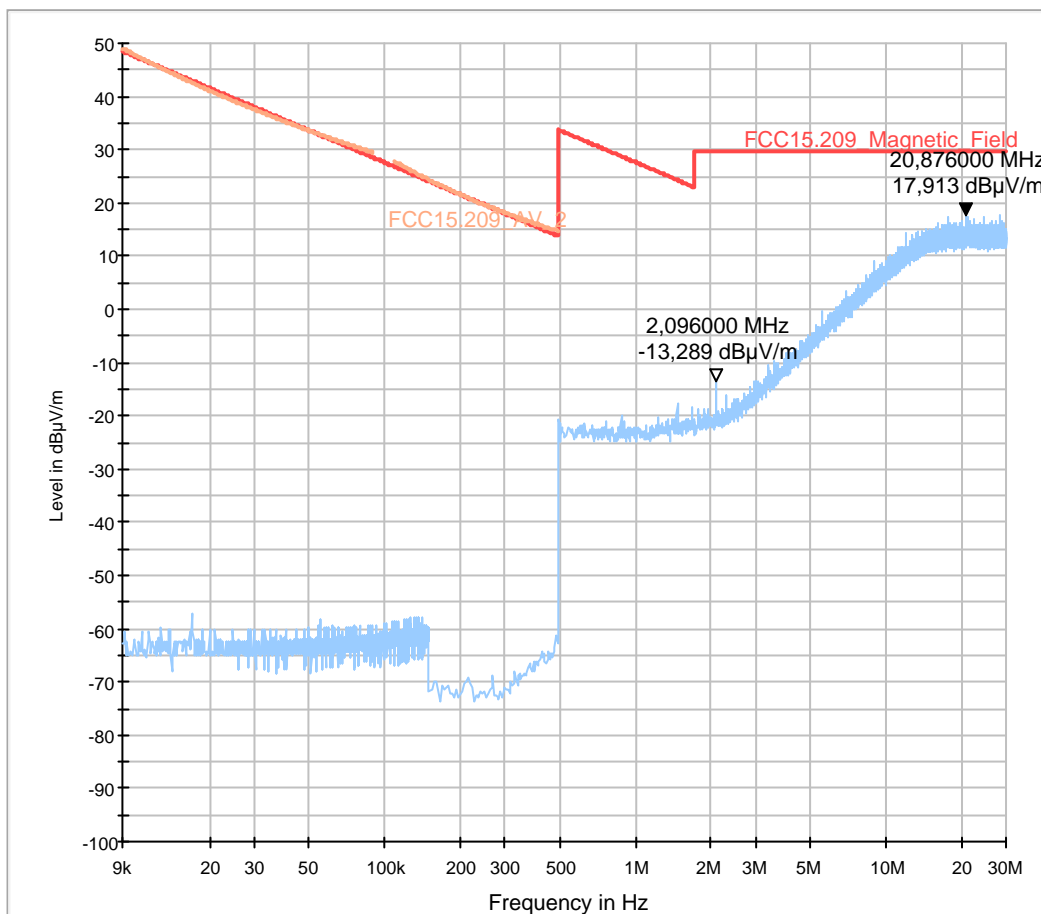


Diagram No. 2.02_RSE_R_Ch6_18

Date:	08.02.2013	Page 1 of 1
Test description:	Magnetic Fieldstrength Measurement related to 30/300 m distance	
Test site and distance:	Ref.-Nr. 441 Semi Anechoic Room (SAR) with 3 m measurement distance	
Version of Testsoftware:	EMC32 V8.51.0	
Distance correction:	used accord. table, pls. see test report	
Technical Data:	Please see page 2 for detailed data of measurement setup	
Rec. antenna (pre-scan):	height 1.00 m, parallel and 90° to EUT polarisation	
Used filter:	bypass	
Test specification:	FCC 15.205 § 15.209; RSS-Gen: Issue 3	
Operator:	OOu	
Operating conditions:	WLAN (G) (2,4GHz) Tx , 18Mbps, Ch 6	
Power during tests:	120V AC 60 Hz	
Comment 1:	20810461-13-1a	

EUT Information

EUT Name:	TS-0000-BV + AC-0400-EU + AI-0401
Manufacturer:	Sony
IMEI:	0000-0000-000328-5
S/N:	CB5A1N1KVK
FW:	ATPV: 1267-7120, s_atp_pollux_windy_0_0_32_3_g_wlan
Accessories:	#22469 AC charger plug EP880 + #22683 USB to micro USB cable (1m)

FCC15.209_magn hor+vert

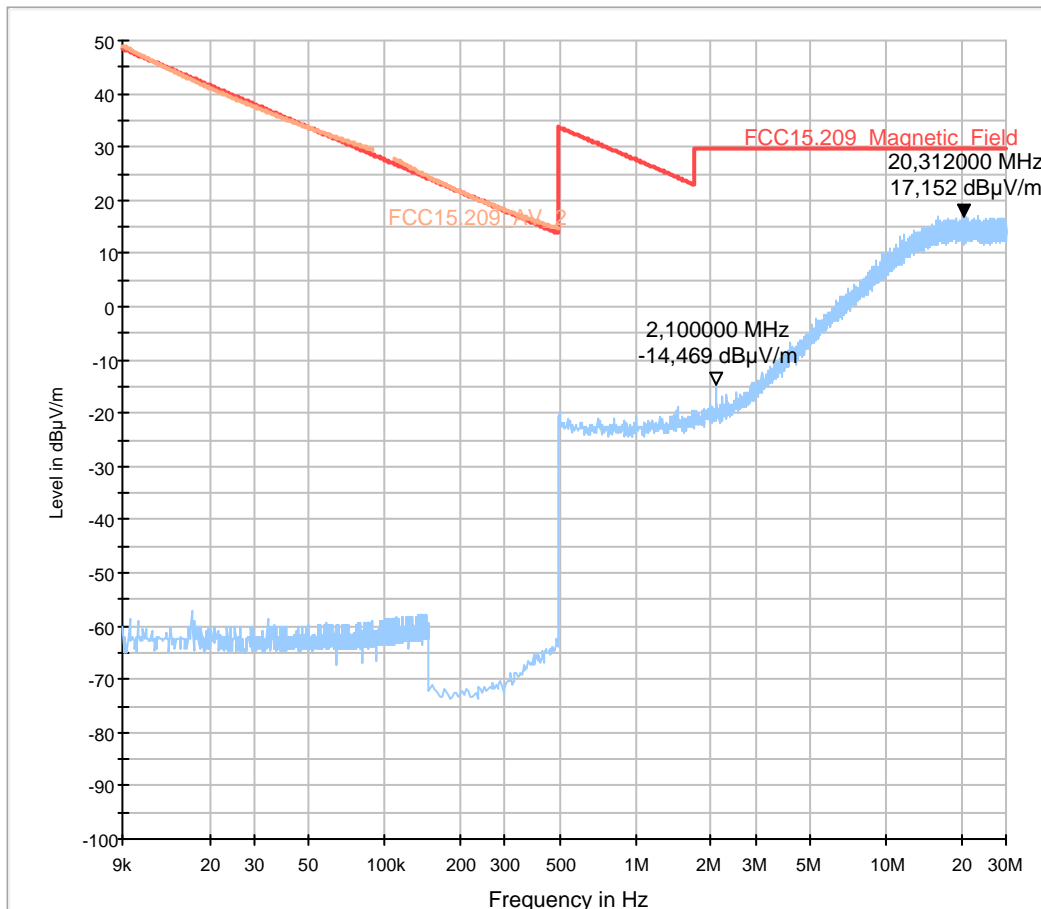


Diagram No. 2.03_RSE_R_Ch6_52

Date:	08.02.2013	Page 1 of 1
Test description:	Magnetic Fieldstrength Measurement related to 30/300 m distance	
Test site and distance:	Ref.-Nr. 441 Semi Anechoic Room (SAR) with 3 m measurement distance	
Version of Testsoftware:	EMC32 v8.51.0	
Distance correction:	used accord. table, pls. see test report	
Rec. antenna (pre-scan):	height 1.00 m, parallel and 90° to EUT polarisation	
Used filter:	TP NLP-1200	
Test specification:	FCC 15.205 § 15.209; RSS-Gen: Issue 3	
Operator:	OOu	
Operating conditions:	WLAN (N) (2,4GHz) Tx , 52Mbps, Ch 6	
Power during tests:	120V AC 60 Hz	
Comment 1:	20810461-13-1a	

EUT Information

EUT Name:	TS-0000-BV + AC-0400-EU + AI-0401
Manufacturer:	Sony
IMEI:	0000-0000-000328-5
S/N:	CB5A1N1KVK
FW:	ATPV: 1267-7120, s_atp_pollux_windy_0_0_32_3_g_wlan
Accessories:	#22469 AC charger plug EP880 + #22683 USB to micro USB cable (1m)

FCC15.209_magn hor+vert

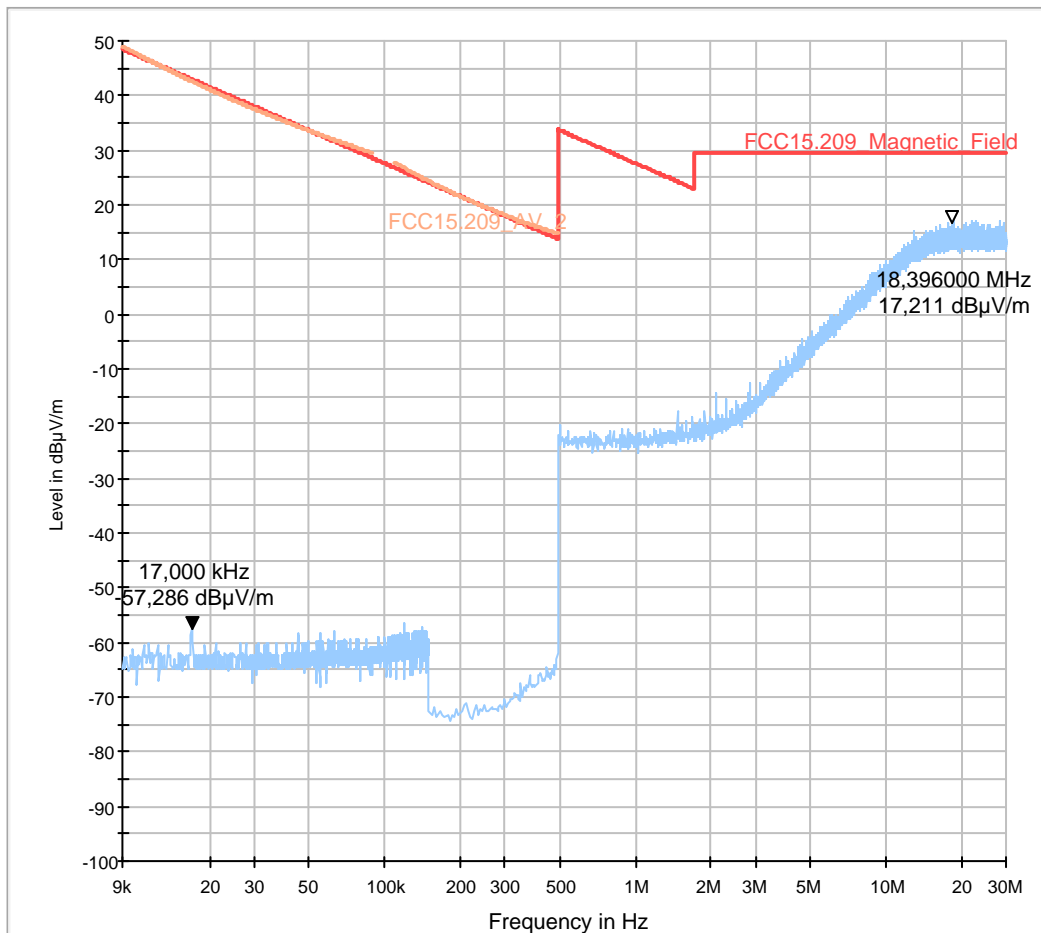


Diagram No. 2.04_RSE_R_Ch40_36

Date:	08.02.2013	Page 1 of 1
Test description:	Magnetic Fieldstrength Measurement related to 30/300 m distance	
Test site and distance:	Ref.-Nr. 441 Semi Anechoic Room (SAR) with 3 m measurement distance	
Version of Testsoftware:	EMC32 v8.51.0	
Distance correction:	used accord. table, pls. see test report	
Rec. antenna (pre-scan):	height 1.00 m, parallel and 90° to EUT polarisation	
Used filter:	TP NLP-1200	
Test specification:	FCC 15.205 § 15.209; RSS-Gen: Issue 3	
Operator:	OOu	
Operating conditions:	WLAN (A) (5GHz) Tx , 36Mbps, Ch 40	
Power during tests:	120V AC 60 Hz	
Comment 1:	20810461-13-1a	

EUT Information

EUT Name:	TS-0000-BV + AC-0400-EU + AI-0401
Manufacturer:	Sony
IMEI:	0000-0000-000328-5
S/N:	CB5A1N1KVK
FW:	ATPV: 1267-7120, s_atp_pollux_windy_0_0_32_3_g_wlan
Accessories:	#22469 AC charger plug EP880 + #22683 USB to micro USB cable (1m)

FCC15.209_magn hor+vert

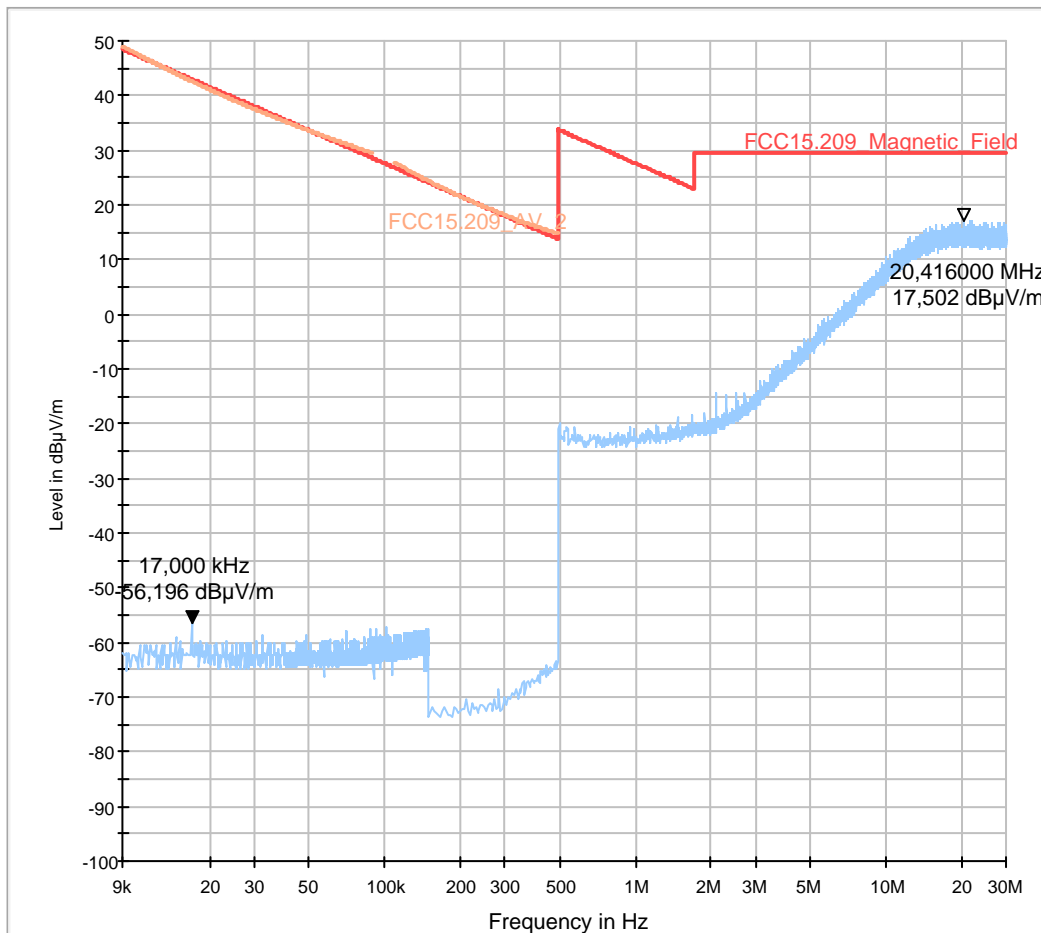


Diagram No. 2.05_RSE_R_Ch56_26

Date:	08.02.2013	Page 1 of 1
Test description:	Magnetic Fieldstrength Measurement related to 30/300 m distance	
Test site and distance:	Ref.-Nr. 441 Semi Anechoic Room (SAR) with 3 m measurement distance	
Version of Testsoftware:	EMC32 v8.51.0	
Distance correction:	used accord. table, pls. see test report	
Rec. antenna (pre-scan):	height 1.00 m, parallel and 90° to EUT polarisation	
Used filter:	TP NLP-1200	
Test specification:	FCC 15.205 § 15.209; RSS-Gen: Issue 3	
Operator:	OOu	
Operating conditions:	WLAN (N, HT20) (5GHz) Tx , 26Mbps, Ch 56	
Power during tests:	120V AC 60 Hz	
Comment 1:	20810461-13-1a	

EUT Information

EUT Name:	TS-0000-BV + AC-0400-EU + AI-0401
Manufacturer:	Sony
IMEI:	0000-0000-000328-5
S/N:	CB5A1N1KVK
FW:	ATPV: 1267-7120, s_atp_pollux_windy_0_0_32_3_g_wlan
Accessories:	#22469 AC charger plug EP880 + #22683 USB to micro USB cable (1m)

FCC15.209_magn hor+vert

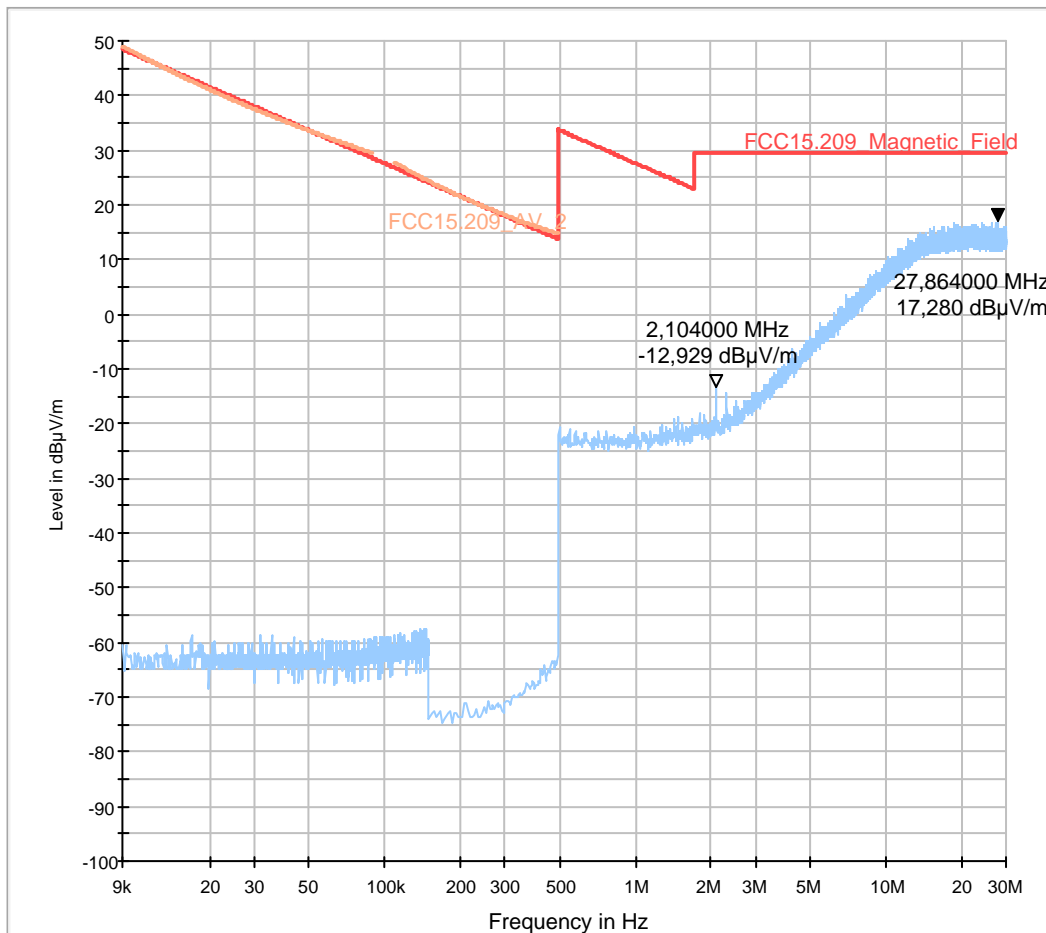


Diagram No. 2.06_RSE_R_Ch110_135

Date:	08.02.2013	Page 1 of 1
Test description:	Magnetic Fieldstrength Measurement related to 30/300 m distance	
Test site and distance:	Ref.-Nr. 441 Semi Anechoic Room (SAR) with 3 m measurement distance	
Version of Testsoftware:	EMC32 v8.51.0	
Distance correction:	used accord. table, pls. see test report	
Rec. antenna (pre-scan):	height 1.00 m, parallel and 90° to EUT polarisation	
Used filter:	TP NLP-1200	
Test specification:	FCC 15.205 § 15.209; RSS-Gen: Issue 3	
Operator:	OOu	
Operating conditions:	WLAN (N, HT40) (5GHz) Tx , 135Mbps, Ch 110	
Power during tests:	120V AC 60 Hz	
Comment 1:	20810461-13-1a	

EUT Information

EUT Name:	TS-0000-BV + AC-0400-EU + AI-0401
Manufacturer:	Sony
IMEI:	0000-0000-000328-5
S/N:	CB5A1N1KVK
FW:	ATPV: 1267-7120, s_atp_pollux_windy_0_0_32_3_g_wlan
Accessories:	#22469 AC charger plug EP880 + #22683 USB to micro USB cable (1m)

FCC15.209_magn hor+vert

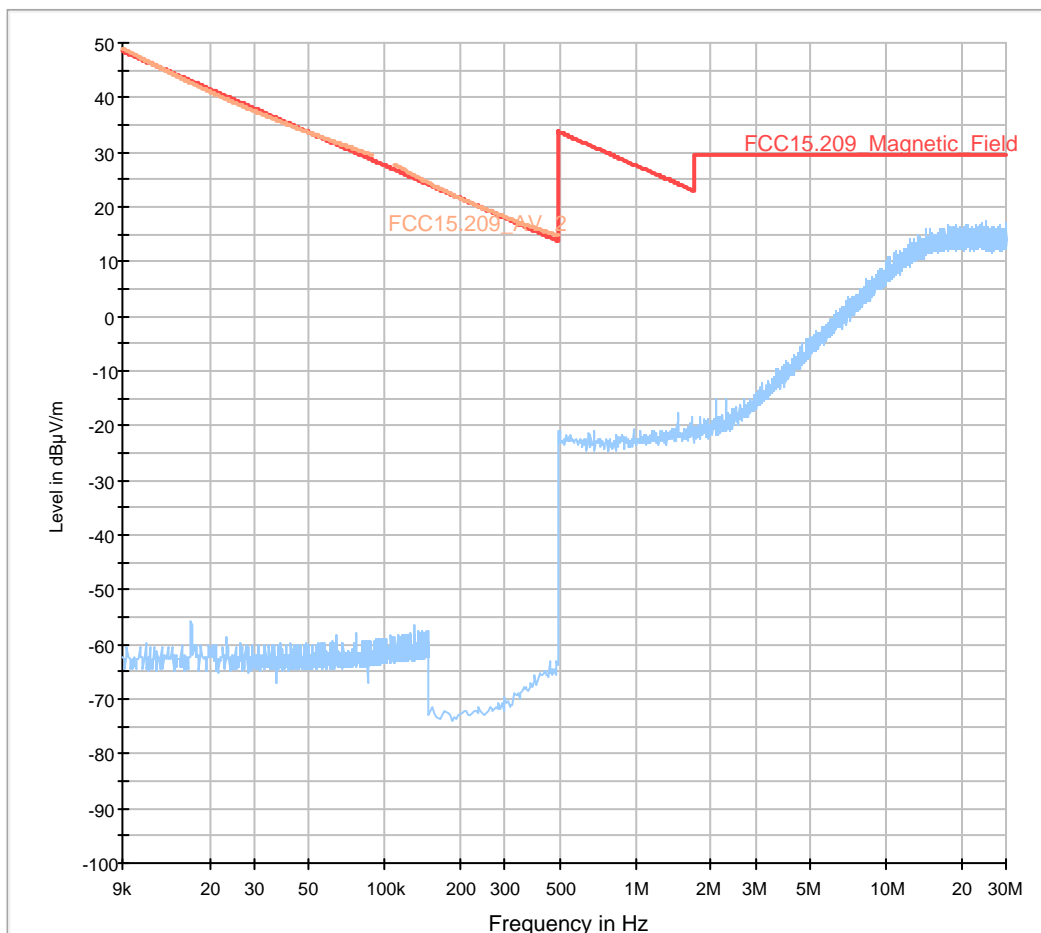


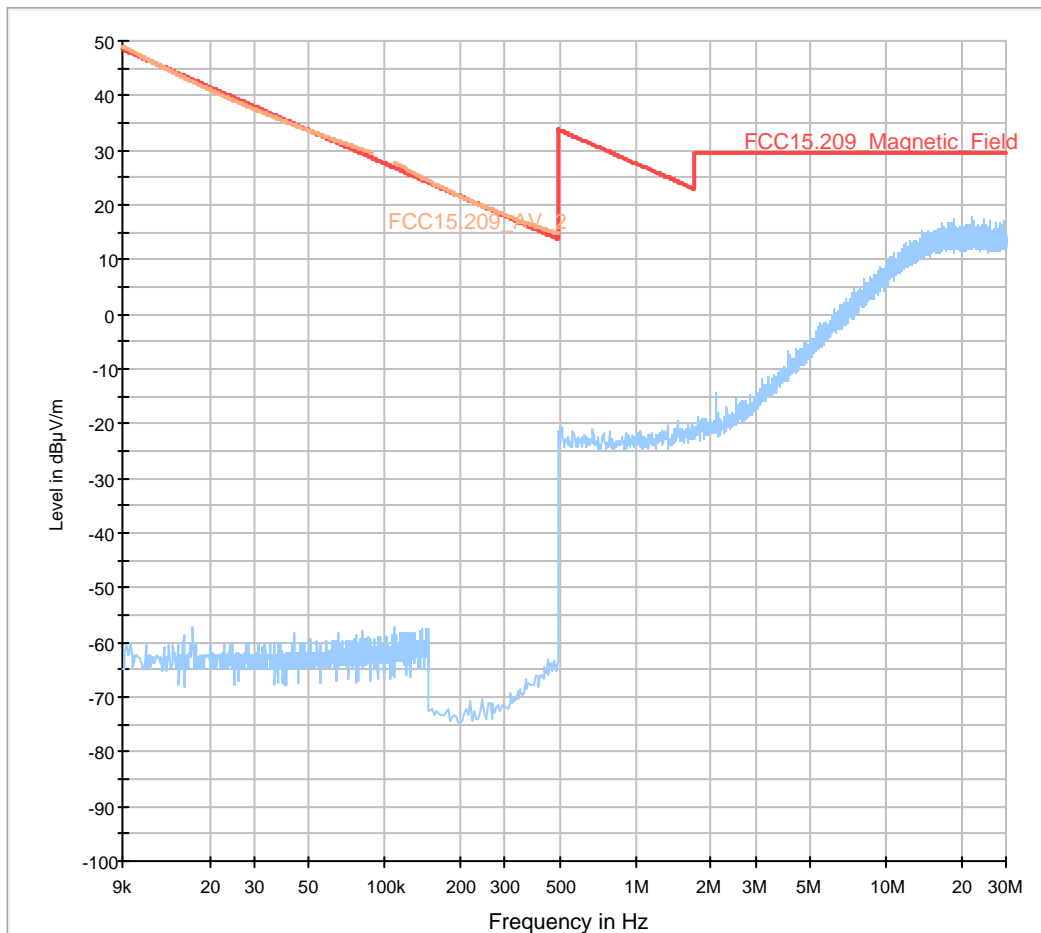
Diagram No. 2.07_RSE_R_Ch157_54

Date:	08.02.2013	Page 1 of 1
Test description:	Magnetic Fieldstrength Measurement related to 30/300 m distance	
Test site and distance:	Ref.-Nr. 441 Semi Anechoic Room (SAR) with 3 m measurement distance	
Version of Testsoftware:	EMC32 v8.51.0	
Distance correction:	used accord. table, pls. see test report	
Rec. antenna (pre-scan):	height 1.00 m, parallel and 90° to EUT polarisation	
Used filter:	TP NLP-1200	
Test specification:	FCC 15.205 § 15.209; RSS-Gen: Issue 3	
Operator:	OOu	
Operating conditions:	WLAN (A, N20, N40) (5GHz) Tx , 54Mbps, Ch 157	
Power during tests:	120V AC 60 Hz	
Comment 1:	20810461-13-1a	

EUT Information

EUT Name:	TS-0000-BV + AC-0400-EU + AI-0401
Manufacturer:	Sony
IMEI:	0000-0000-000328-5
S/N:	CB5A1N1KVK
FW:	ATPV: 1267-7120, s_atp_pollux_windy_0_0_32_3_g_wlan
Accessories:	#22469 AC charger plug EP880 + #22683 USB to micro USB cable (1m)

FCC15.209_magn hor+vert



6.2.1 30 MHz < x < 1 GHz

Diagram No. 3.01-1_RSE_R_Ch1_1

25.01.2013 Page 1 of 1
 Test description: Electric Fieldstrength Measurement
 Test site and distance: Ref.-Nr. 441 Semi Anechoic Room (SAR) with 3 m measurement distance
 Version of Testsoftware: EMC32 v8.51.0
 Distance correction: not used
 Used filter: lowpass 1200 MHz
 Test specification.: FCC 15.247(b); RSS-210 Issue 8
 Operator: Tas
 Operating conditions: WLAN 2,412 GHz, b-mode, Ch 1, 1 Mbps
 Power during tests: 120V 60Hz
 Comment 1: 20810461-13-1a

EUT Information

EUT Name: TS-0000-BV + AC-0400-EU + AI-0401
 Manufacturer: Sony
 IMEI: 0000-0000-000328-5
 S/N: CB5A1N1KVK
 FW: ATPV: 1267-7120, s_atp_pollux_windy_0_0_32_3_g_wlan
 Accessories: #22469 AC charger plug EP880 + #22683 USB to micro USB cable (1m)

Final Result 1

Frequency (MHz)	QuasiPeak (dBµV/m)	Meas. Time (ms)	Bandwidth (kHz)	Height (cm)	Polarization	Azimuth (deg)	Elevation (deg)	Corr. (dB)	Margin (dB)
817.560000	28.8	1000.0	120.000	311.0	H	336.0	90.0	25.4	17.20

(continuation of the "Final Result 1" table from column 10 ...)

Frequency (MHz)	Limit (dBµV/m)
817.560000	46.00

01_FCC15.209_hor+vert_kipp

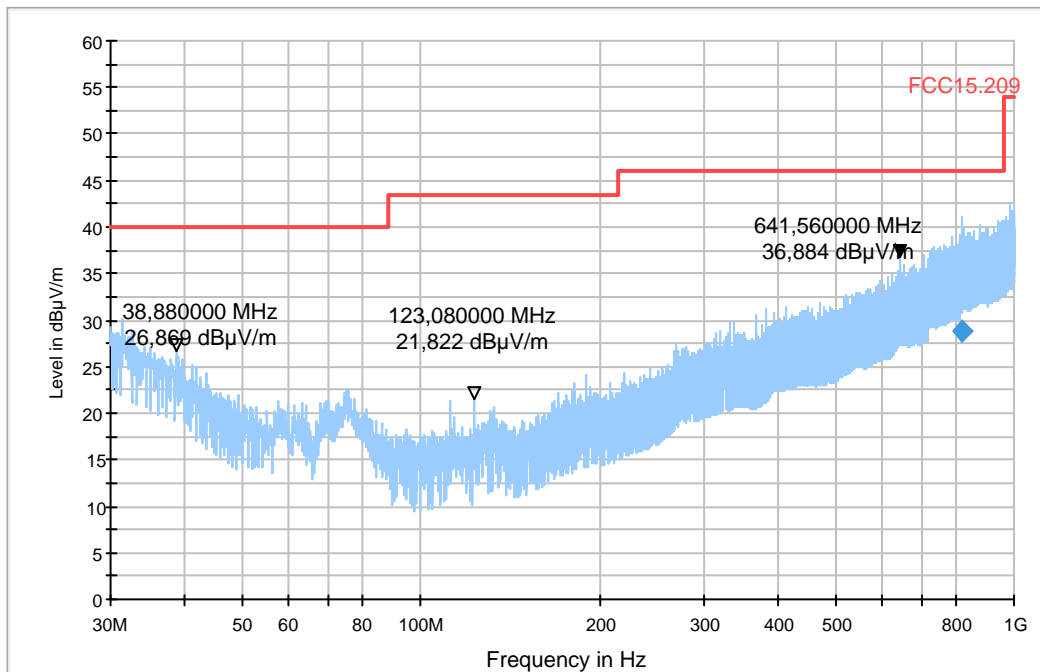


Diagram No. 3.01-2_RSE_R_Ch6_5,5

25.01.2013 Page 1 of 1
 Test description: Electric Fieldstrength Measurement
 Test site and distance: Ref.-Nr. 441 Semi Anechoic Room (SAR) with 3 m measurement distance
 Version of Testsoftware: EMC32 v8.51.0
 Distance correction: not used
 Used filter: lowpass 1200 MHz
 Test specification.: FCC 15.247(b); RSS-210 Issue 8

Operator: Tas
 Operating conditions: WLAN 2,4 GHz, b-mode, Ch 1, 5,5 Mbps
 Power during tests: 110V 60Hz
 Comment 1: 20810461-13-1a

EUT Information

EUT Name: TS-0000-BV + AC-0400-EU + AI-0401
 Manufacturer: Sony
 IMEI: 0000-0000-000328-5
 S/N: CB5A1N1KVK
 FW: ATPV: 1267-7120, s_atp_pollux_windy_0_0_32_3_g_wlan
 Accessories: #22469 AC charger plug EP880 + #22683 USB to micro USB cable (1m)

Final Result 1

Frequency (MHz)	QuasiPeak (dBµV/m)	Meas. Time (ms)	Bandwidth (kHz)	Height (cm)	Polarization	Azimuth (deg)	Elevation (deg)	Corr. (dB)	Margin (dB)
821.940000	29.1	1000.0	120.000	218.0	H	135.0	90.0	25.5	16.90

(continuation of the "Final Result 1" table from column 10 ...)

Frequency (MHz)	Limit (dBµV/m)
821.940000	46.00

01_FCC15.209_hor+vert_kipp

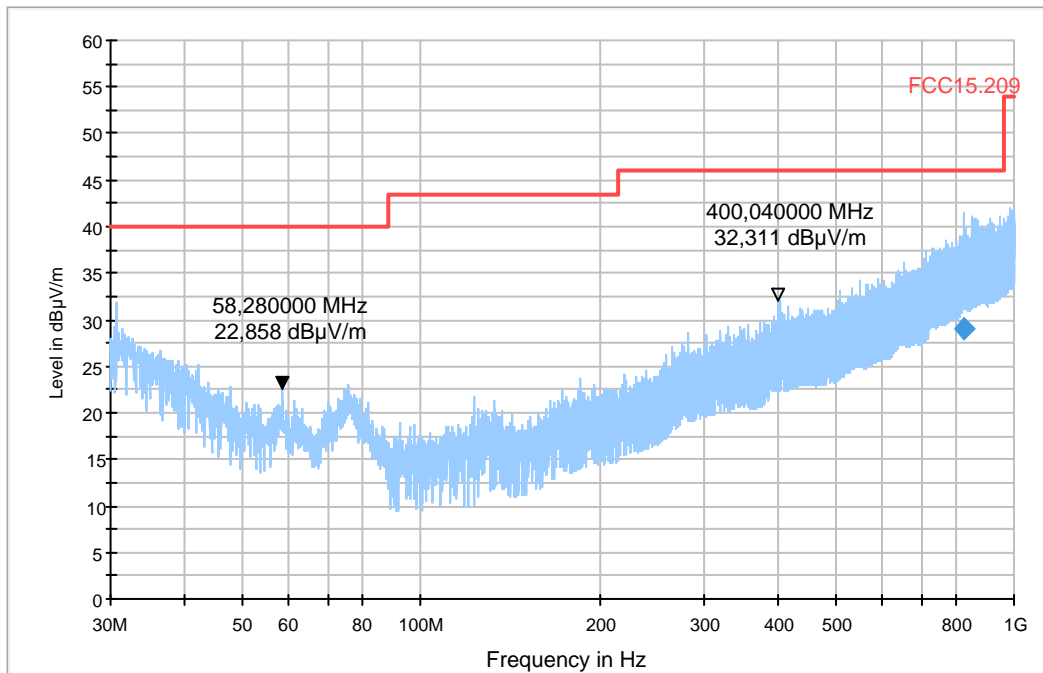


Diagram No. 3.01-3_RSE_R_Ch1_11

24.01.2013 Page 1 of 2

Test description:	Electric Fieldstrength Measurement
Test site and distance:	Ref.-Nr. 441 Semi Anechoic Room (SAR) with 3 m measurement distance
Version of Testsoftware:	EMC32 V8.51.0
Distance correction:	not used
Used filter:	not used
Technical Data:	--
Test specification.:	FCC 15.209; RSS-Gen: Issue 3
Operator:	OOU
Operating conditions:	WLAN
Power during tests:	120V 60Hz

EUT Information

EUT Name:	TS-0000-BV + AC-0400-EU + AI-0401
Manufacturer:	Sony
IMEI:	tbd
FW:	ATPV: 1267-7120, s_atp_pollux_windy_0_0_32_3_g_wlan
Accessories:	AC plug + USB cable (1,8m)

01_FCC15.209_hor+vert_kipp

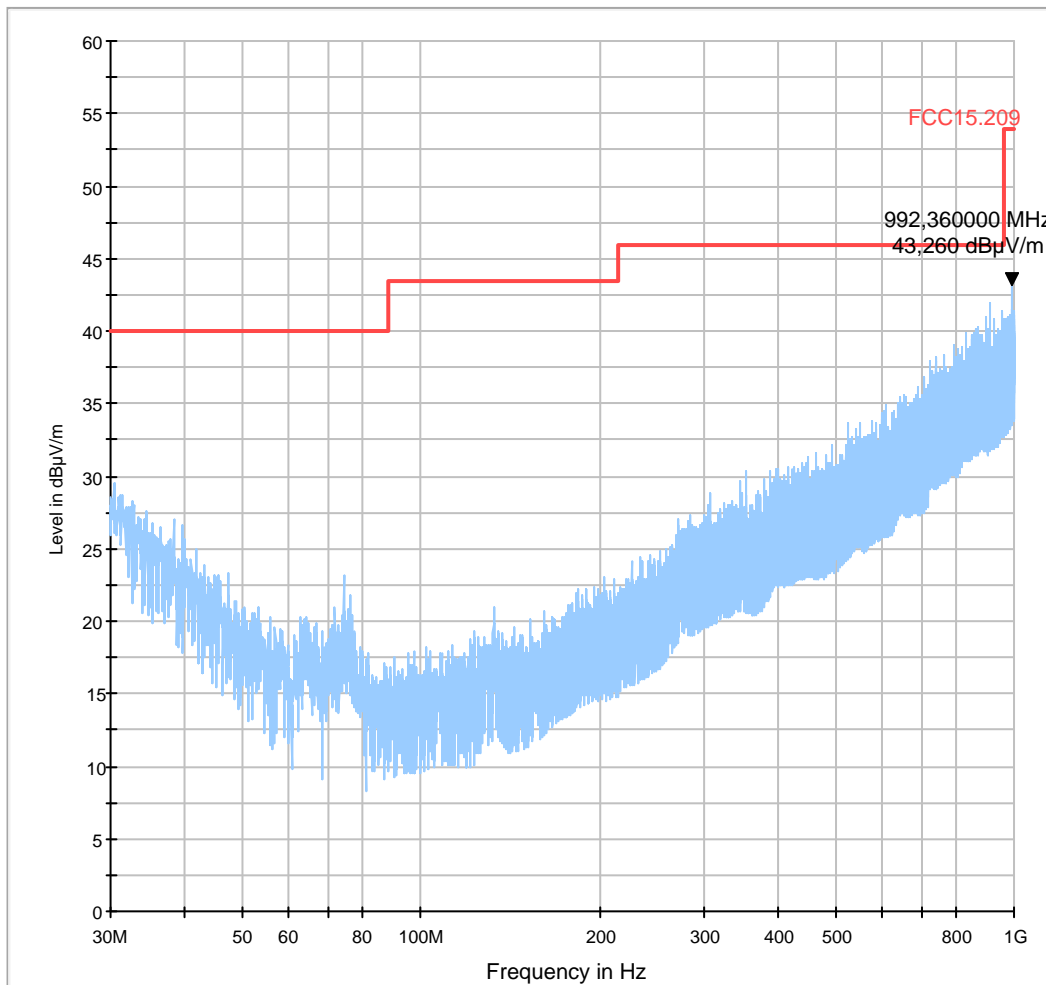


Diagram No. 3.02-1_RSE_R_Ch1_18

Test description:	25.01.2013 Page 1 of 1 Electric Fieldstrength Measurement
Test site and distance:	Ref.-Nr. 441 Semi Anechoic Room (SAR) with 3 m measurement distance
Version of Testsoftware:	EMC32 v8.51.0
Distance correction:	not used
Used filter:	lowpass 1200 MHz
Test specification.:	FCC 15.247(b); RSS-210 Issue 8
Operator:	Tas
Operating conditions:	WLAN 2,437 GHz, g-mode, Ch 1, 18 Mbps
Power during tests:	120V 60Hz
Comment 1:	20816519-13-1a

EUT Information

EUT Name:	TS-0000-BV + AC-0400-EU + AI-0401
Manufacturer:	Sony
IMEI:	0000-0000-000328-5
S/N:	CB5A1N1KVK
FW:	ATPV: 1267-7120, s_atp_pollux_windy_0_0_32_3_g_wlan
Accessories:	#22469 AC charger plug EP880 + #22683 USB to micro USB cable (1m)

01_FCC15.209_hor+vert_kipp

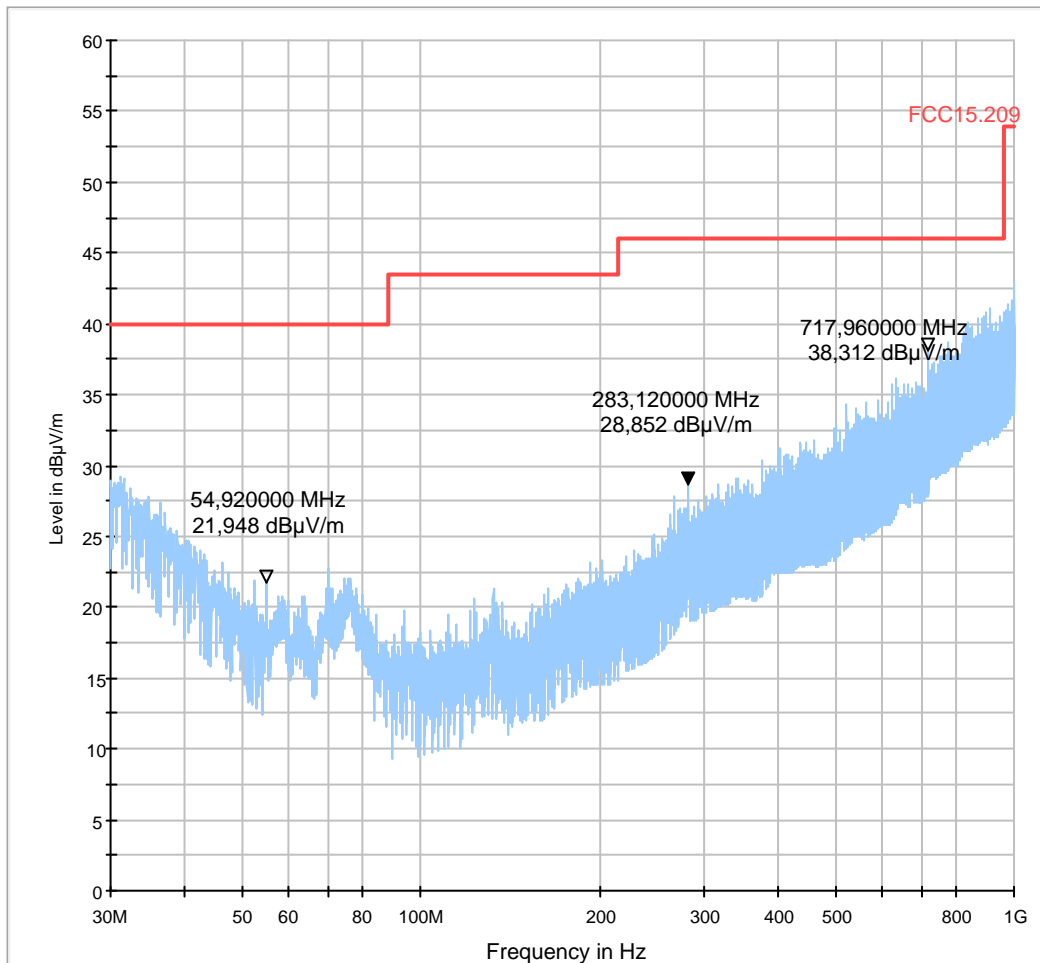


Diagram No. 3.02-2_RSE_R_Ch6_6

25.01.2013 Page 1 of 1
 Test description: Electric Fieldstrength Measurement
 Test site and distance: Ref.-Nr. 441 Semi Anechoic Room (SAR) with 3 m measurement distance
 Version of Testsoftware: EMC32 v8.51.0
 Distance correction: not used
 Used filter: lowpass 1200 MHz
 Test specification.: FCC 15.247(b); RSS-210 Issue 8

Operator: Tas
 Operating conditions: WLAN 2,437 GHz, g-mode, Ch 6, 6 Mbps
 Power during tests: 120V 60Hz
 Comment 1: 20810461-13-1a

EUT Information

EUT Name: TS-0000-BV + AC-0400-EU + AI-0401
 Manufacturer: Sony
 IMEI: 0000-0000-000328-5
 S/N: CB5A1N1KVK
 FW: ATPV: 1267-7120, s_atp_pollux_windy_0_0_32_3_g_wlan
 Accessories: #22469 AC charger plug EP880 + #22683 USB to micro USB cable (1m)

Final Result 1

Frequency (MHz)	QuasiPeak (dBµV/m)	Meas. Time (ms)	Bandwidth (kHz)	Height (cm)	Polarization	Azimuth (deg)	Elevation (deg)	Corr. (dB)	Margin (dB)
828.520000	29.2	1000.0	120.000	112.0	V	100.0	90.0	25.6	16.80

(continuation of the "Final Result 1" table from column 10 ...)

Frequency (MHz)	Limit (dBµV/m)
828.520000	46.00

01_FCC15.209_hor+vert_kipp

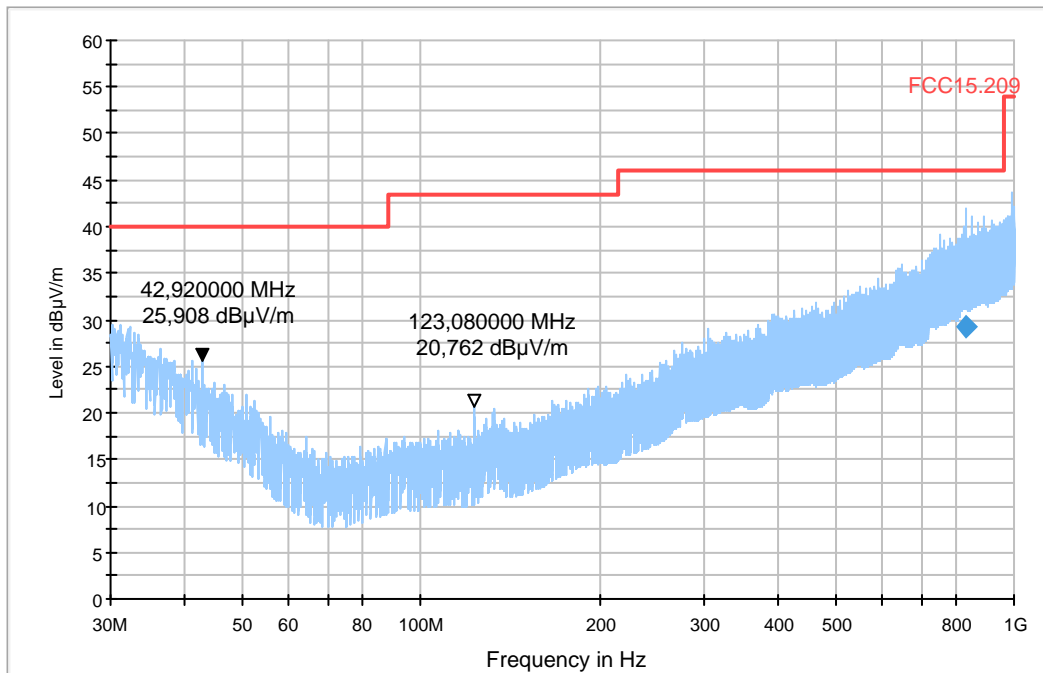


Diagram No. 3.02-3_RSE_R_Ch6_54

24.01.2013 Page 1 of 1

Test description:	Electric Fieldstrength Measurement
Test site and distance:	Ref.-Nr. 441 Semi Anechoic Room (SAR) with 3 m measurement distance
Version of Testsoftware:	EMC32 V8.51.0
Distance correction:	not used
Used filter:	not used
Technical Data:	please see page 2 for detailed data of measurement setup
Test specification.:	FCC 15.209; RSS-Gen: Issue 3
Operator:	OOU
Operating conditions:	WLAN 2,4GHz , g-mode, Ch6 , 54Mbps
Power during tests:	120V 60Hz

EUT Information

EUT Name:	TS-0000-BV + AC-0400-EU + AI-0401
Manufacturer:	Sony
IMEI:	tbd
FW:	ATPV: 1267-7120, s_atp_pollux_windy_0_0_32_3_g_wlan
Accessories:	AC plug + USB cable (1,5m)

01_FCC15.209_hor+vert_kipp

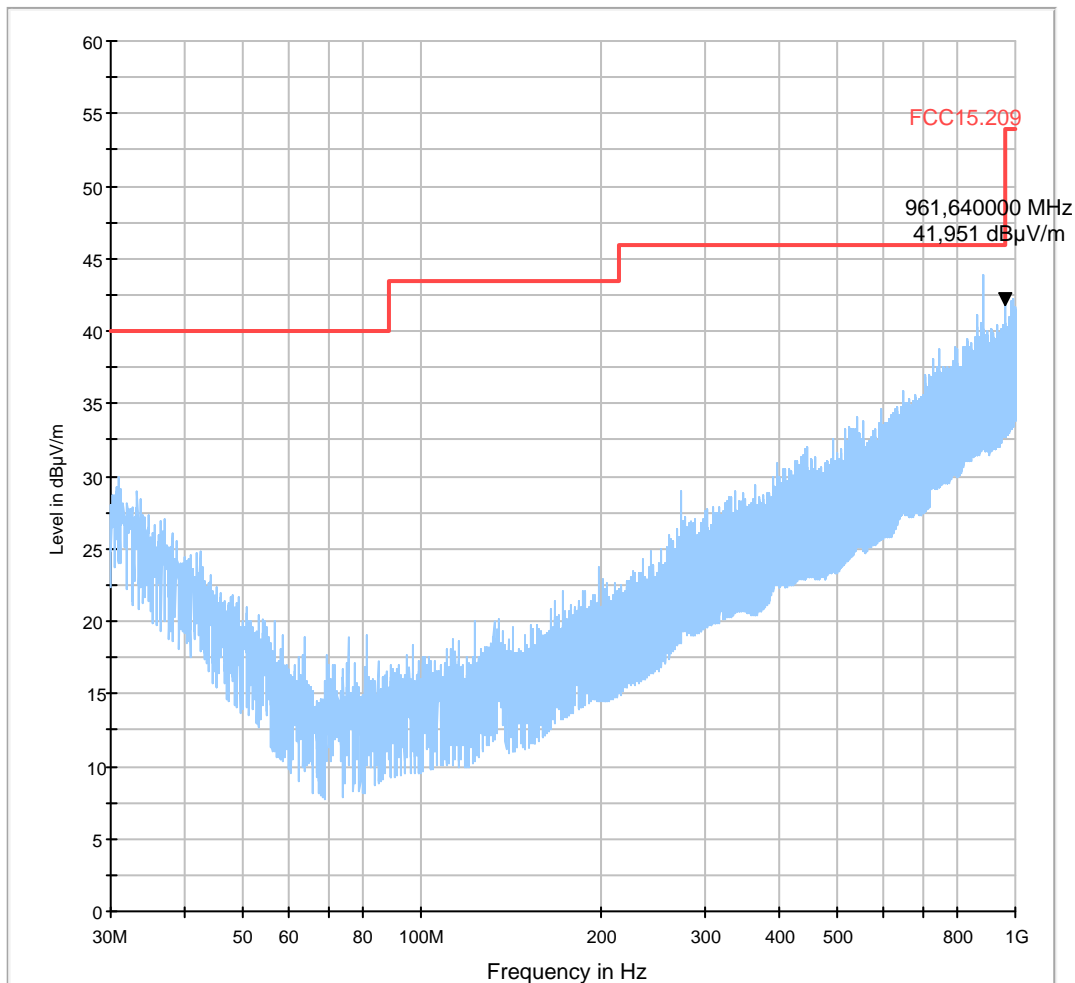


Diagram No. 3.03-1_RSE_R_Ch1_6,5

Test description:	25.01.2013 Page 1 of 1
Test site and distance:	Electric Fieldstrength Measurement
Version of Testsoftware:	Ref.-Nr. 441 Semi Anechoic Room (SAR) with 3 m measurement distance
Distance correction:	EMC32 v8.51.0
Used filter:	not used
Test specification.:	lowpass 1200 MHz
	FCC 15.247(b); RSS-210 Issue 8
Operator:	Tas
Operating conditions:	WLAN 2,4 GHz, n-mode, Ch 1, 6,5 Mbps
Power during tests:	120V 60Hz
Comment 1:	20810461-13-1a

EUT Information

EUT Name:	TS-0000-BV + AC-0400-EU + AI-0401
Manufacturer:	Sony
IMEI:	0000-0000-000328-5
S/N:	CB5A1N1KVK
FW:	ATPV: 1267-7120, s_atp_pollux_windy_0_0_32_3_g_wlan
Accessories:	#22469 AC charger plug EP880 + #22683 USB to micro USB cable (1m)

01_FCC15.209_hor+vert_kipp

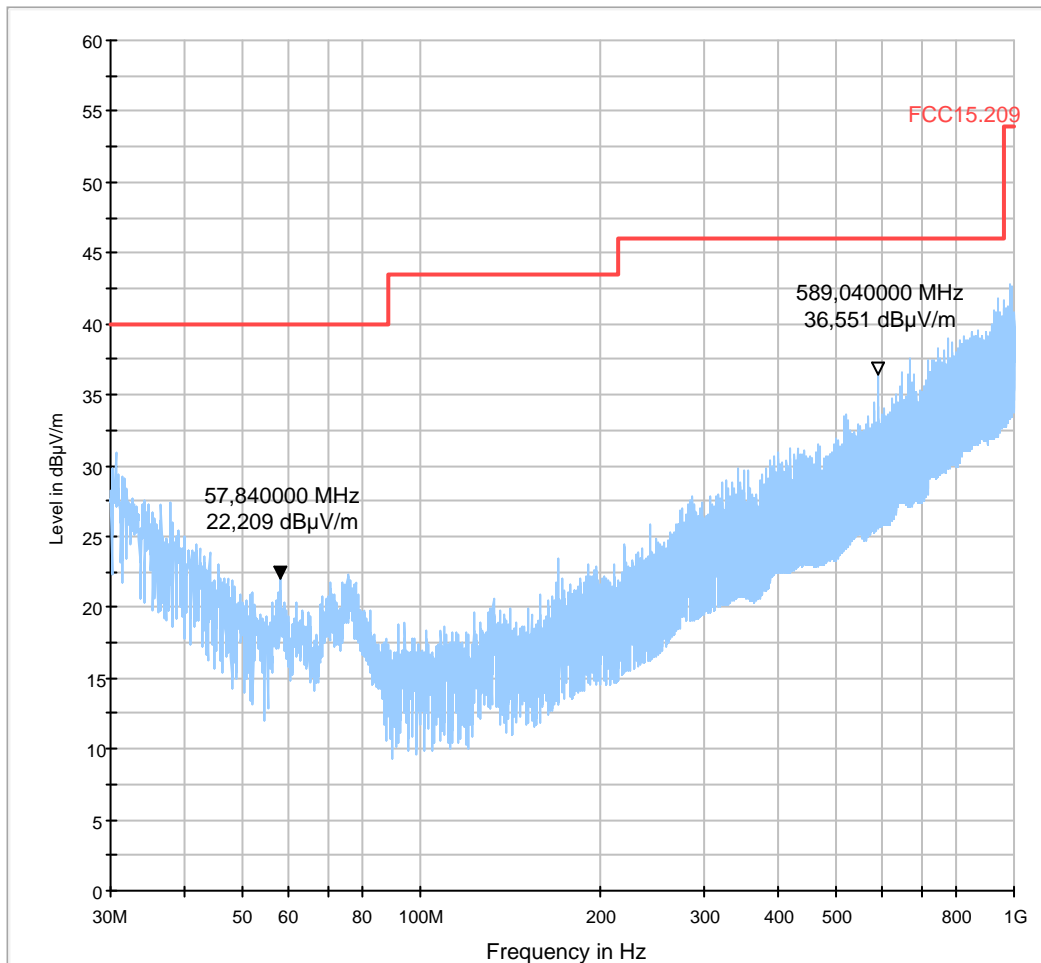


Diagram No. 3.03-2_RSE_R_Ch6_26

25.01.2013 Page 1 of 1

Test description: Electric Fieldstrength Measurement
 Test site and distance: Ref.-Nr. 441 Semi Anechoic Room (SAR) with 3 m measurement distance
 Version of Testsoftware: EMC32 v8.51.0
 Distance correction: not used
 Used filter: lowpass 1200 MHz
 Test specification.: FCC 15.407(b); RSS-210 Issue 8

Operator: Tas
 Operating conditions: WLAN 2,437 GHz, n-mode, Ch 6, 26 Mbps
 Power during tests: 120V 60Hz
 Comment 1: 20810461-13-1a

EUT Information

EUT Name: TS-0000-BV + AC-0400-EU + AI-0401
 Manufacturer: Sony
 IMEI: 0000-0000-000328-5
 S/N: CB5A1N1KVK
 FW: ATPV: 1267-7120, s_atp_pollux_windy_0_0_32_3_g_wlan
 Accessories: #22469 AC charger plug EP880 + #22683 USB to micro USB cable (1m)

01_FCC15.209_hor+vert_kipp

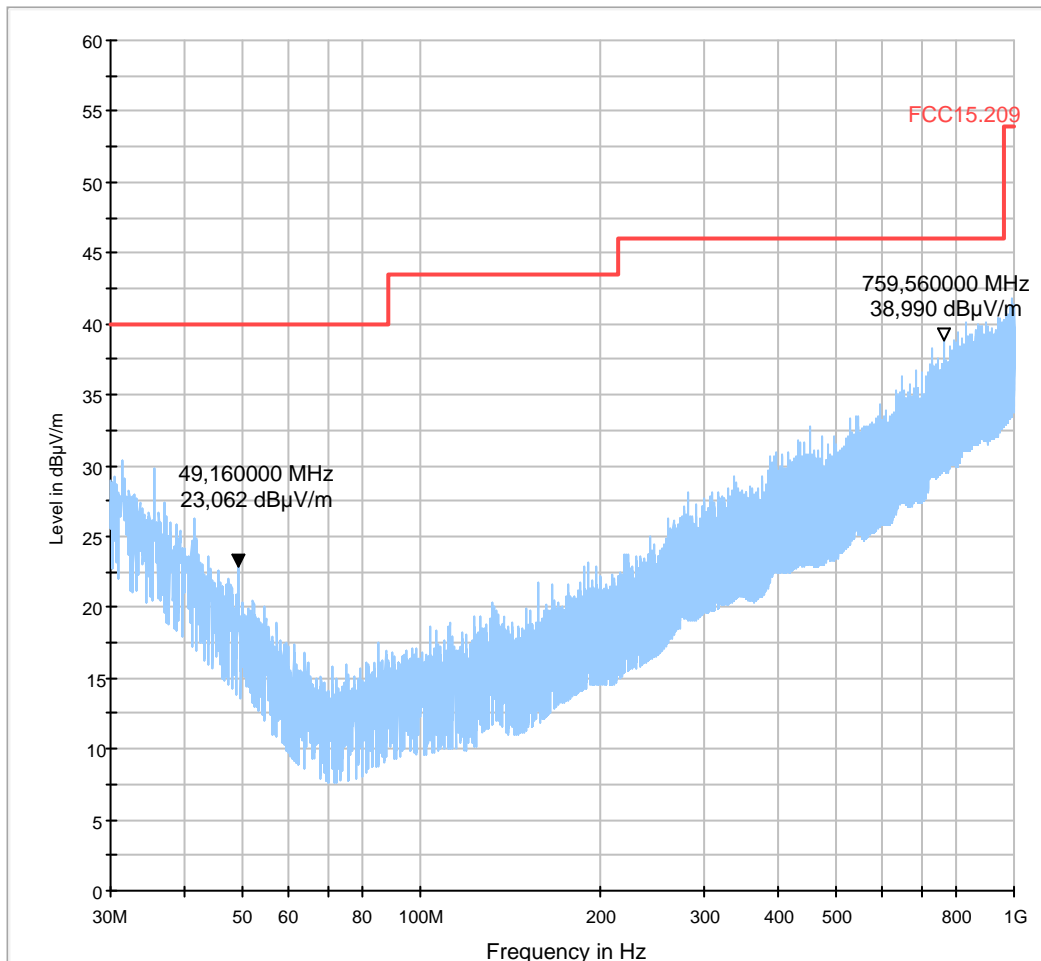


Diagram No. 3.03-3_RSE_R_Ch11_65

24.01.2013 Page 1 of 1
Test description: Electric Fieldstrength Measurement
Test site and distance: Ref.-Nr. 441 Semi Anechoic Room (SAR) with 3 m measurement distance
Version of Testsoftware: EMC32 V8.51.0
Distance correction: not used
Used filter: not used
Technical Data: --
Test specification.: FCC 15.209; RSS-Gen: Issue 3

Operator: OOu
Operating conditions: WLAN 2,4GHz , n-mode, Ch11 , 65Mbps
Power during tests: 120V 60Hz

EUT Information

EUT Name: TS-0000-BV + AC-0400-EU + AI-0401
Manufacturer: Sony
IMEI: tbd
FW: ATPV: 1267-7120, s_atp_pollux_windy_0_0_32_3_g_wlan
Accessories: AC plug + USB cable (1,8m)

01_FCC15.209_hor+vert_kipp

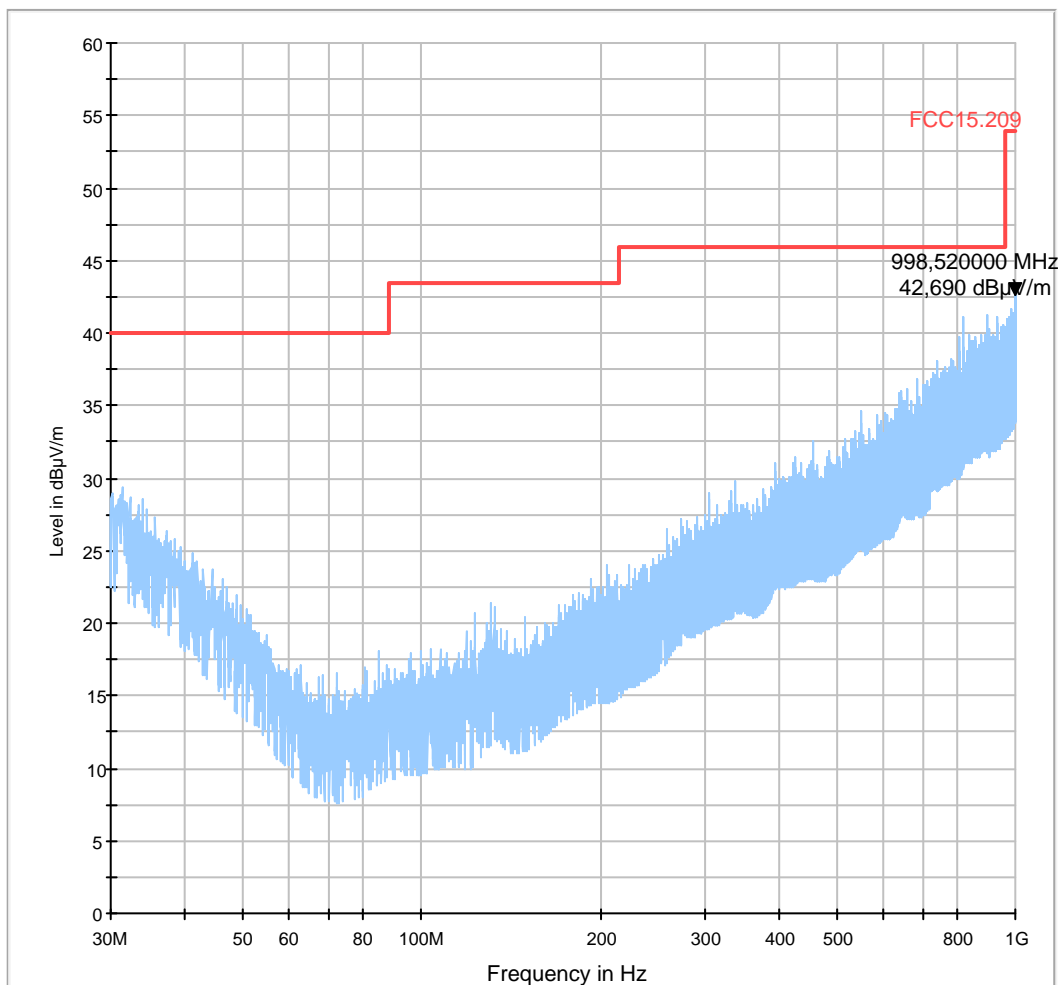


Diagram No. 3.06-1_RSE_R_Ch151_13,5

08.02.2013 Page 1 of 1

Test description: Electric Fieldstrength Measurement
 Test site and distance: Ref.-Nr. 441 Semi Anechoic Room (SAR) with 3 m measurement distance
 Version of Testsoftware: EMC32 v8.51.0
 Distance correction: not used
 Used filter: lowpass 1200 MHz
 Test specification.: FCC 15.407(b); RSS-210 Issue 8

Operator: kre
 Operating conditions: WLAN 5 GHz, n-mode, Ch 151, 13,5 Mbps
 Power during tests: 120V 60Hz
 Comment 1: 2-2081046113-1c

Final Result 1

Frequency (MHz)	QuasiPeak (dBµV/m)	Meas. Time (ms)	Bandwidth (kHz)	Height (cm)	Polarization	Azimuth (deg)	Elevation (deg)	Corr. (dB)	Margin (dB)
33.640000	22.0	1000.0	120.000	302.0	H	347.0	90.0	20.2	18.00

(continuation of the "Final Result 1" table from column 10 ...)

Frequency	Limit (dBµV/m)
33.640000	40.00

01_FCC15.209_hor+vert_kipp

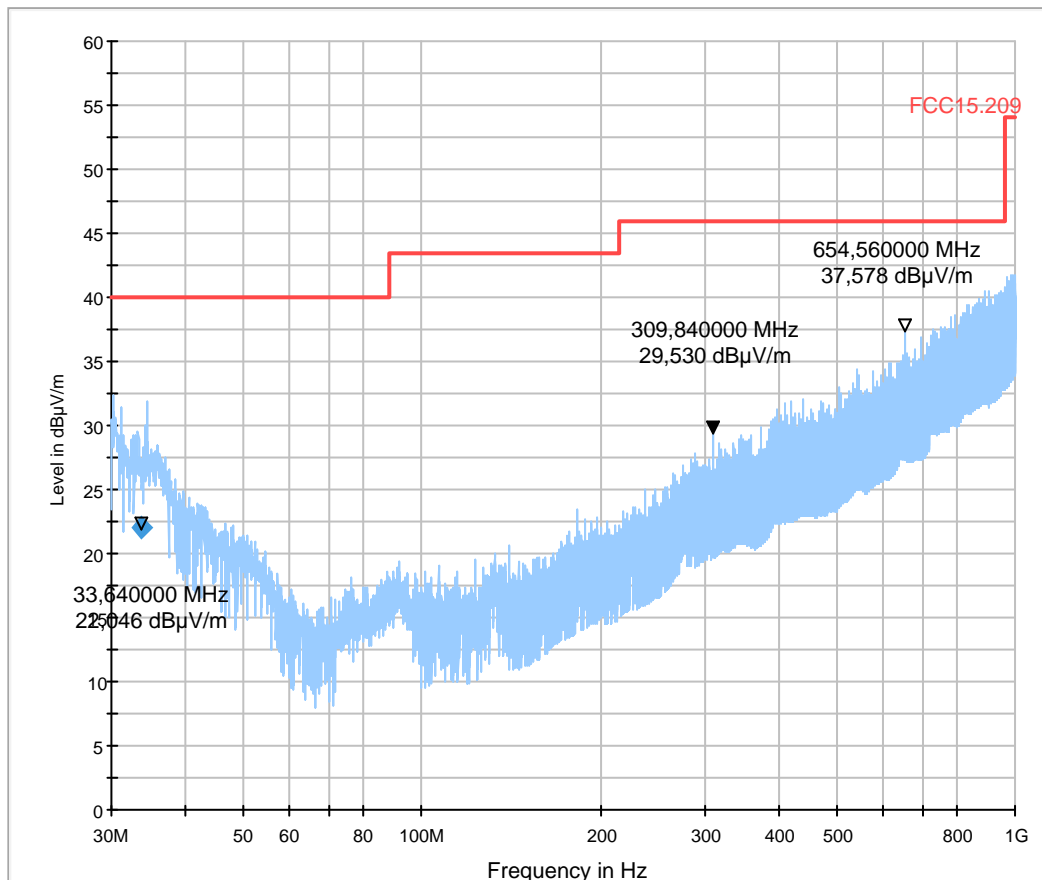


Diagram No. 3.06-2_RSE_R_Ch159_135

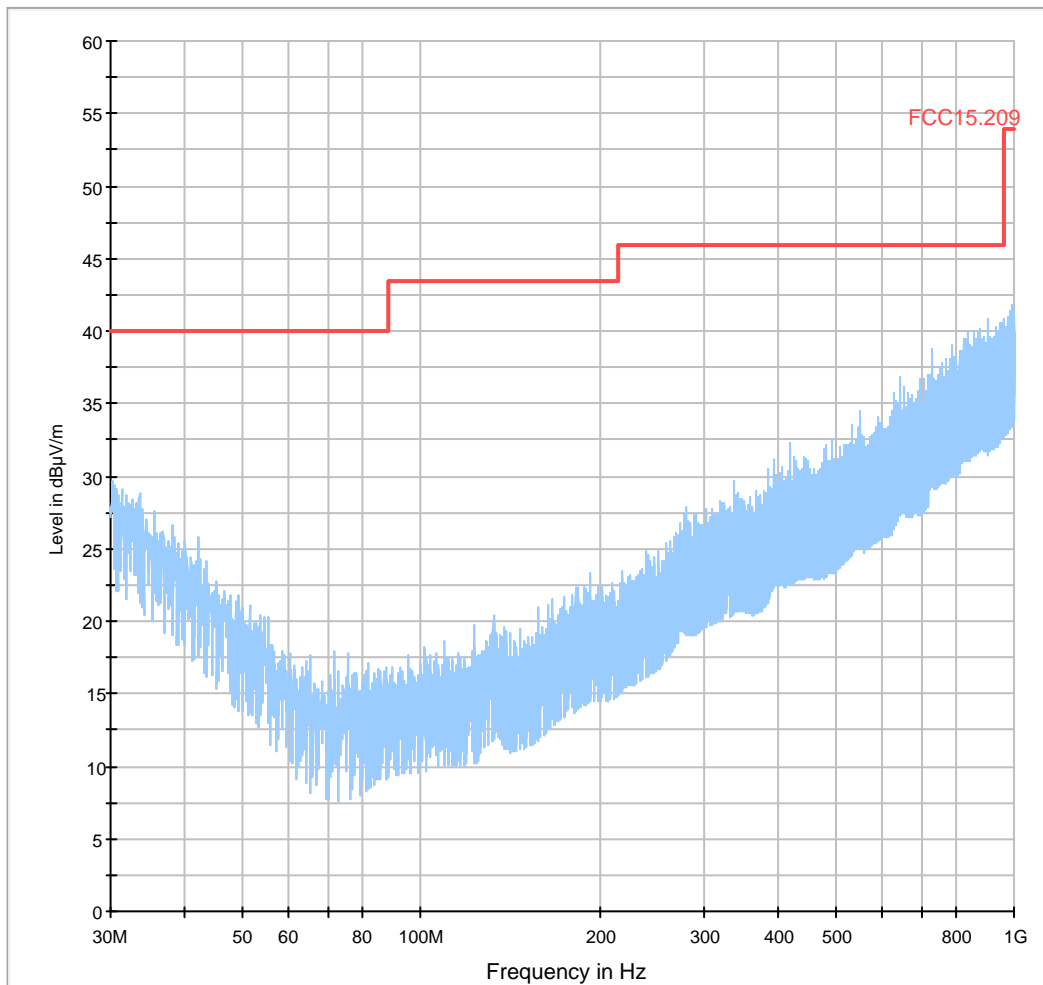
24.01.2013 Page 1 of 1

Test description:	Electric Fieldstrength Measurement
Test site and distance:	Ref.-Nr. 441 Semi Anechoic Room (SAR) with 3 m measurement distance
Version of Testsoftware:	EMC32 V8.51.0
Distance correction:	not used
Used filter:	not used
Technical Data:	--
Test specification.:	FCC 15.209; RSS-Gen: Issue 3
Operator:	OOU
Operating conditions:	WLAN 5 GHz , n-mode (40MHz), Ch159 , 135Mbps
Power during tests:	120V 60Hz

EUT Information

EUT Name:	TS-0000-BV + AC-0400-EU + AI-0401
Manufacturer:	Sony
IMEI:	tbd
FW:	ATPV: 1267-7120, s_atp_pollux_windy_0_0_32_3_g_wlan
Accessories:	AC plug + USB cable (1,8m)

01_FCC15.209_hor+vert_kipp



6.3 1 GHz < x < 18 GHz

Diagram No.: 4.01-1

Common Information

Test Description: Radiated field strength emission accord. §15.247 in 3m distance
 Test Site: CETECOM GmbH Essen
 Test Standard: §15.205 & 15.209 Intentional Radiator
 Antenna polarisation: horizontal/vertical
 Operator Name: TAS/KPI
 Comment: Channel no.1 low
 Op. Mode: WLAN b-mode, 1MBps

EUT Information

EUT Name: TS-0000-BV + AC-0400-EU + AI-0401
 Manufacturer: Sony
 IMEI: 0000-0000-000328-5
 S/N: CB5A1N1KVK
 FW: ATPV: 1267-7120, s_atp_pollux_windy_0_0_32_3_g_wlan
 Accessories: #22469 AC charger plug EP880 + #22683 USB to micro USB cable (1.5m)

Final Result 1

Frequency (MHz)	MaxPeak (dBµV/m)	Meas. Time (ms)	Bandwidth (kHz)	Height (cm)	Polarization	Azimuth (deg)	Elevation (deg)	Corr. (dB)	Margin (dB)
4824.100000	50.1	100.0	1000.000	155.0	H	193.0	0.0	4.8	23.9

Frequency (MHz)	Limit (dBµV/m)	Comment
4824.100000	74.0	

Final Result 2

Frequency (MHz)	Average (dBµV/m)	Meas. Time (ms)	Bandwidth (kHz)	Height (cm)	Polarization	Azimuth (deg)	Elevation (deg)	Corr. (dB)	Margin (dB)
4824.100000	43.9	100.0	1000.000	155.0	H	194.0	0.0	4.8	10.1

Frequency (MHz)	Limit (dBµV/m)	Comment
4824.100000	54.0	

00431_SM1_KP1_WLAN_500us

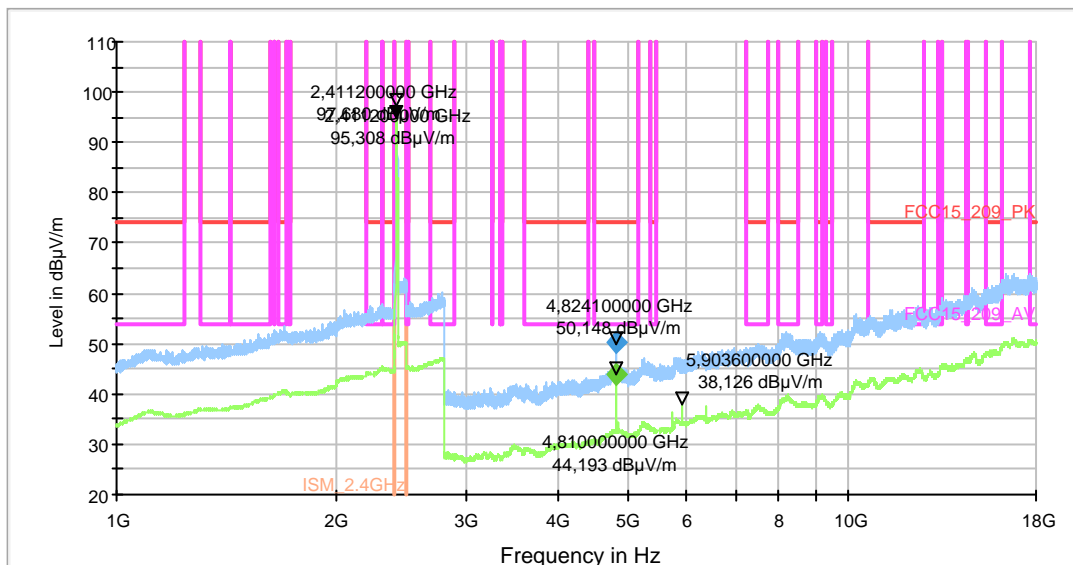


Diagram No.: 4.01-2

Common Information

Test Description: Radiated field strength emission accord. §15.247 in 3m distance
 Test Site: CETECOM GmbH Essen
 Test Standard: §15.205 & 15.209 Intentional Radiator
 Antenna polarisation: horizontal/vertical

Operator Name: TAS/KPI
 Comment: Channel no.6 mid
 Op. Mode: WLAN b-mode, 5.5Mbps

EUT Information

EUT Name: TS-0000-BV + AC-0400-EU + AI-0401
 Manufacturer: Sony
 IMEI: 0000-0000-000328-5
 S/N: CB5A1N1KVK
 FW: ATPV: 1267-7120, s_atp_pollux_windy_0_0_32_3_g_wlan
 Accessories: #22469 AC charger plug EP880 + #22683 USB to micro USB cable (1m)

00431_SM1_KP1_WLAN_500us

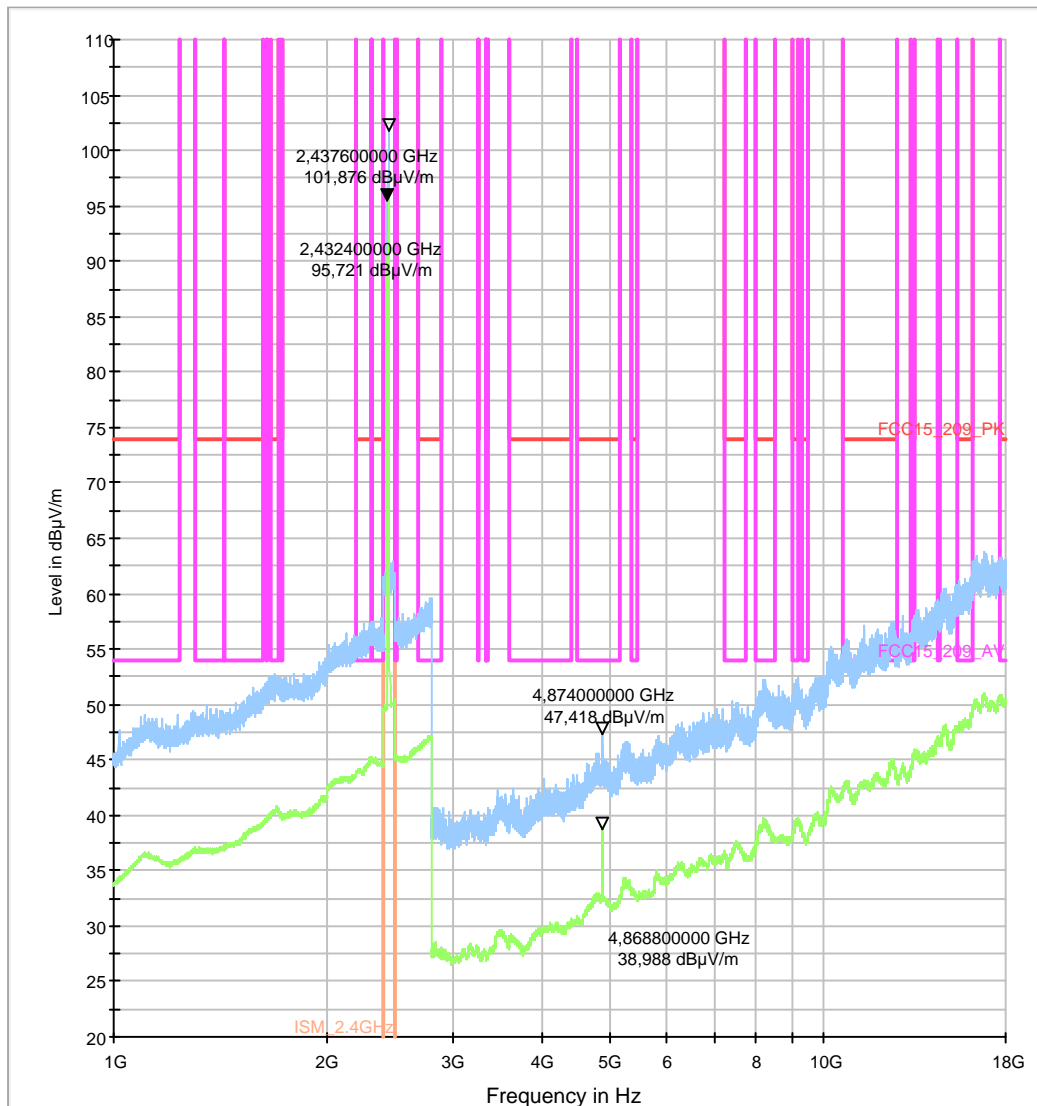


Diagram No.: 4.01-3

Common Information

Test Description:	Radiated field strength emission accord. §15.247 in 3m distance
Test Site:	CETECOM GmbH Essen
Test Standard:	§15.205 & 15.209 Intentional Radiator
Antenna polarisation:	horizontal/vertical
Operator Name:	TAS/KPI
Comment:	Channel no.11 high
Op. Mode:	WLAN b-mode, 11Mbps

EUT Information

EUT Name:	TS-0000-BV + AC-0400-EU + AI-0401
Manufacturer:	Sony
IMEI:	0000-0000-000328-5
S/N:	CB5A1N1KWT
FW:	ATPV: 1267-7120, s_atpv_pollux_windy_0_0_32_3_g_wlan
Accessories:	#22469 AC charger plug EP880 + #22683 USB to micro USB cable (1m)

00431_SM1_KP1_WLAN_500us

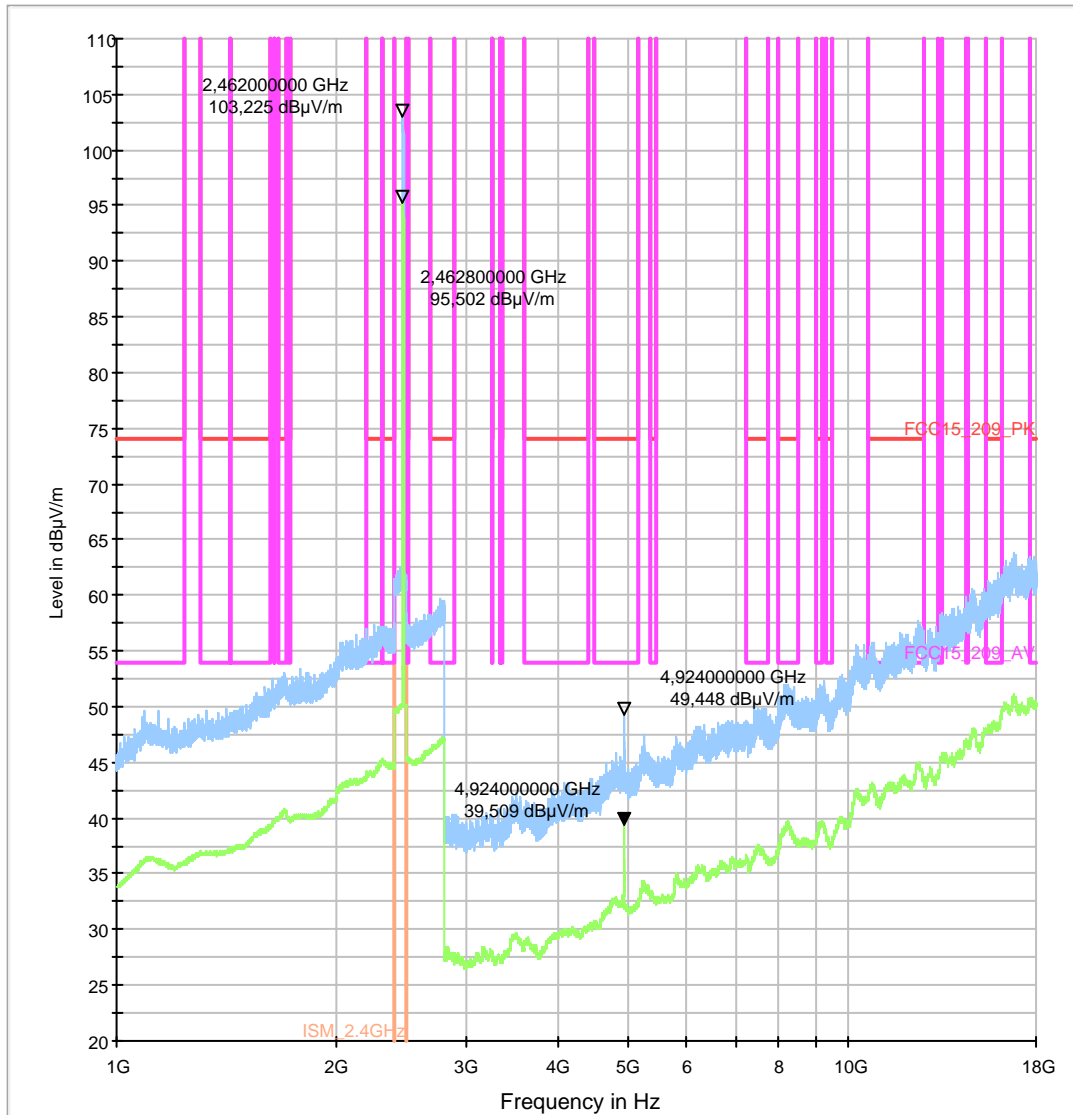


Diagram No.: 4.02-1

Common Information

Test Description: Radiated field strength emission accord. §15.247 in 3m distance
 Test Site: CETECOM GmbH Essen
 Test Standard: §15.205 & 15.209 Intentional Radiator
 Antenna polarisation: horizontal/vertical

Operator Name: HLa
 Comment: Channel no.1 low
 Op. Mode: WLAN g-mode, 18MBps
 20810461-13-1a

EUT Information

EUT Name: TS-0000-BV + AC-0400-EU + AI-0401
 Manufacturer: Sony
 IMEI: 0000-0000-000328-5
 S/N: CB5A1N1KVK
 FW: ATPV: 1267-7120, s_atp_pollux_windy_0_0_32_3_g_wlan
 Accessories: #22469 AC charger plug EP880 + #22683 USB to micro USB cable (1m)

00431_SM1_KP1_WLAN_500us

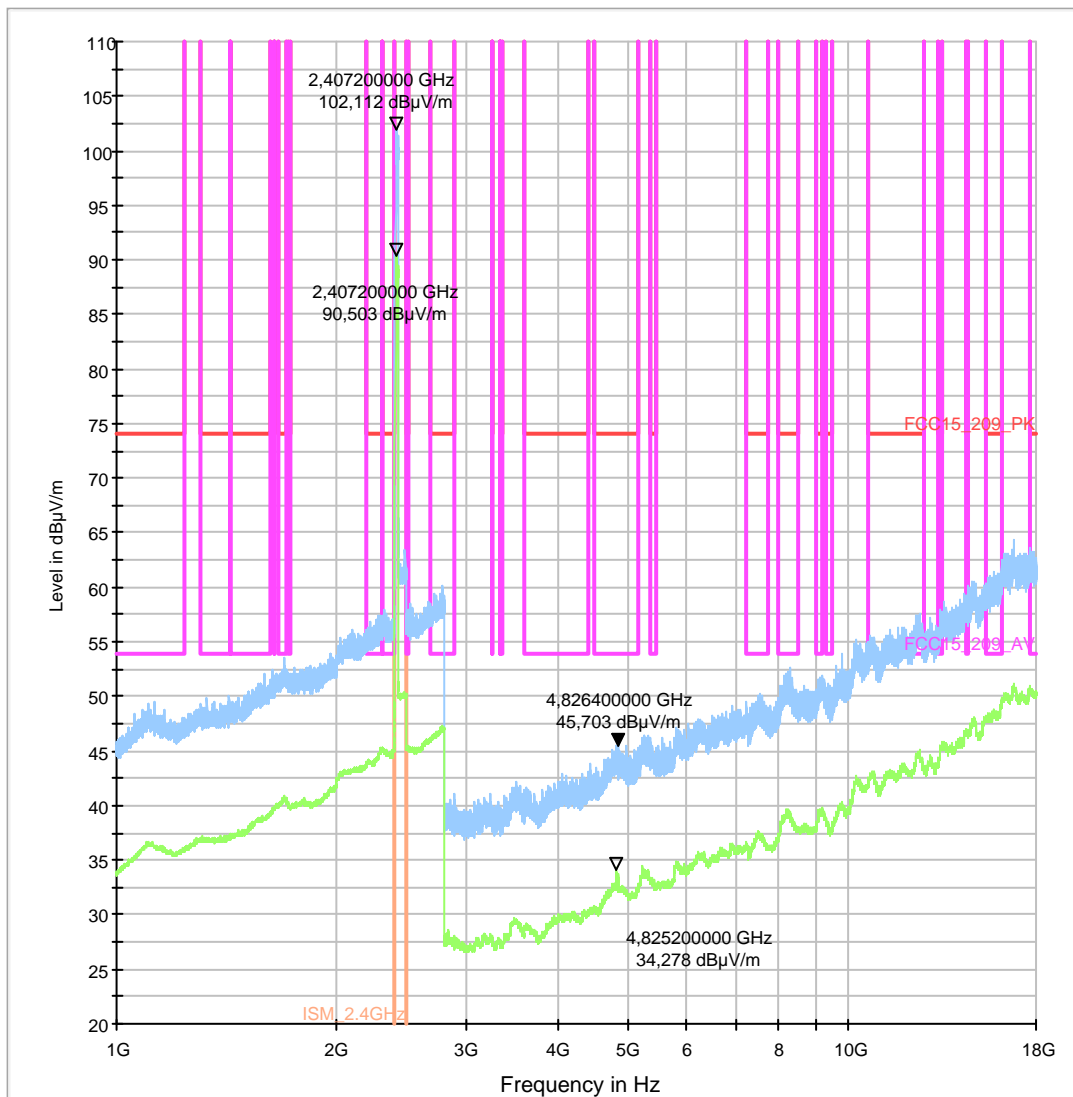


Diagram No.: 4.02-2

Common Information

Test Description: Radiated field strength emission accord. §15.247 in 3m distance
 Test Site: CETECOM GmbH Essen
 Test Standard: §15.205 & 15.209 Intentional Radiator
 Antenna polarisation: horizontal/vertical

Operator Name: HLa
 Comment: Channel no.6 mid
 Op. Mode: WLAN g-mode, 6Mbps
 20810461-13-1a

EUT Information

EUT Name: TS-0000-BV + AC-0400-EU + AI-0401
 Manufacturer: Sony
 IMEI: 0000-0000-000328-5
 S/N: CB5A1N1KVK
 FW: ATPV: 1267-7120, s_atp_pollux_windy_0_0_32_3_g_wlan
 Accessories: #22469 AC charger plug EP880 + #22683 USB to micro USB cable (1m)

00431_SM1_KP1_WLAN_500us

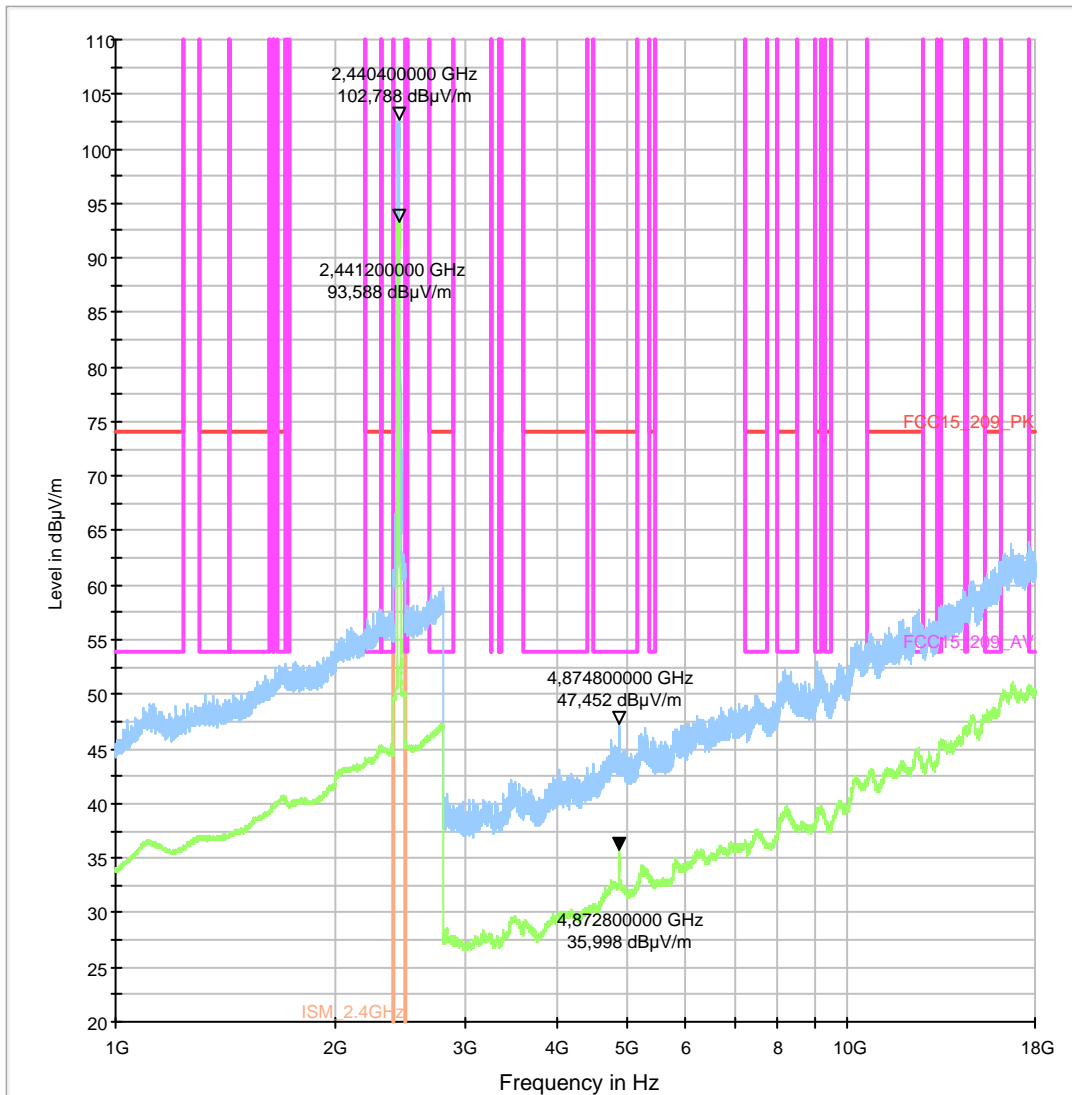


Diagram No.: 4.02-3

Common Information

Test Description:	Radiated field strength emission accord. §15.247 in 3m distance
Test Site:	CETECOM GmbH Essen
Test Standard:	§15.205 & 15.209 Intentional Radiator
Antenna polarisation:	horizontal/vertical
Operator Name:	HLa
Comment:	Channel no.11 high
Op. Mode:	WLAN g-mode, 54Mbps 20810461-13-1a

EUT Information

EUT Name:	TS-0000-BV + AC-0400-EU + AI-0401
Manufacturer:	Sony
IMEI:	0000-0000-000328-5
S/N:	CB5A1N1KVK
FW:	ATPV: 1267-7120, s_atp_pollux_windy_0_0_32_3_g_wlan
Accessories:	#22469 AC charger plug EP880 + #22683 USB to micro USB cable (1m)

00431_SM1_KP1_WLAN_500us

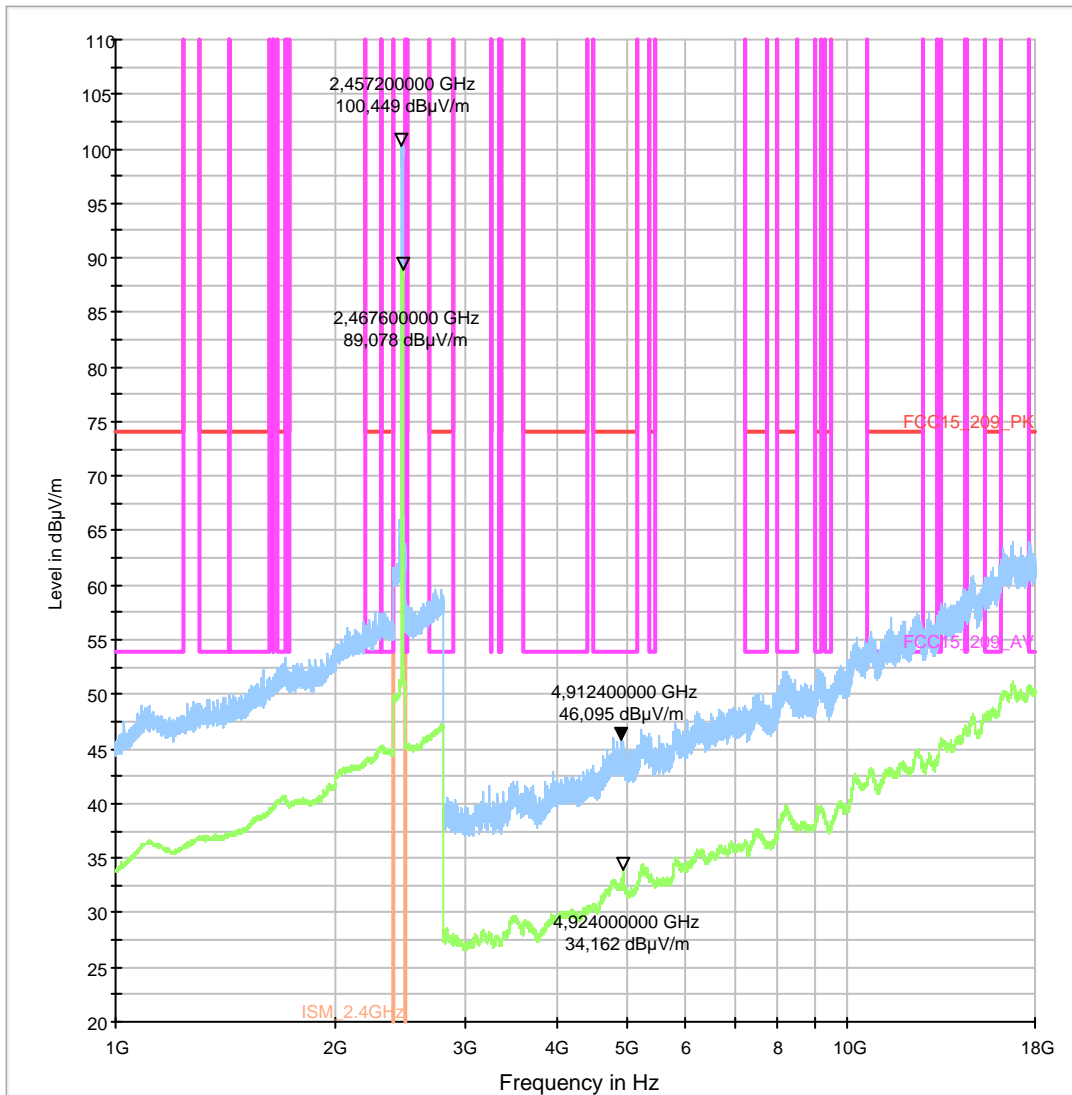


Diagram No.: 4.03-1

Common Information

Test Description:	Radiated field strength emission accord. §15.247 in 3m distance
Test Site:	CETECOM GmbH Essen
Test Standard:	§15.205 & 15.209 Intentional Radiator
Antenna polarisation:	horizontal/vertical
Operator Name:	HLa
Comment:	Channel no.1 low
Op. Mode:	WLAN n-mode, 6,5Mbps 20810461-13-1a

EUT Information

EUT Name:	TS-0000-BV + AC-0400-EU + AI-0401
Manufacturer:	Sony
IMEI:	0000-0000-000328-5
S/N:	CB5A1N1KVK
FW:	ATPV: 1267-7120, s_atp_pollux_windy_0_0_32_3_g_wlan
Accessories:	#22469 AC charger plug EP880 + #22683 USB to micro USB cable (1m)

00431_SM1_KP1_WLAN_500us

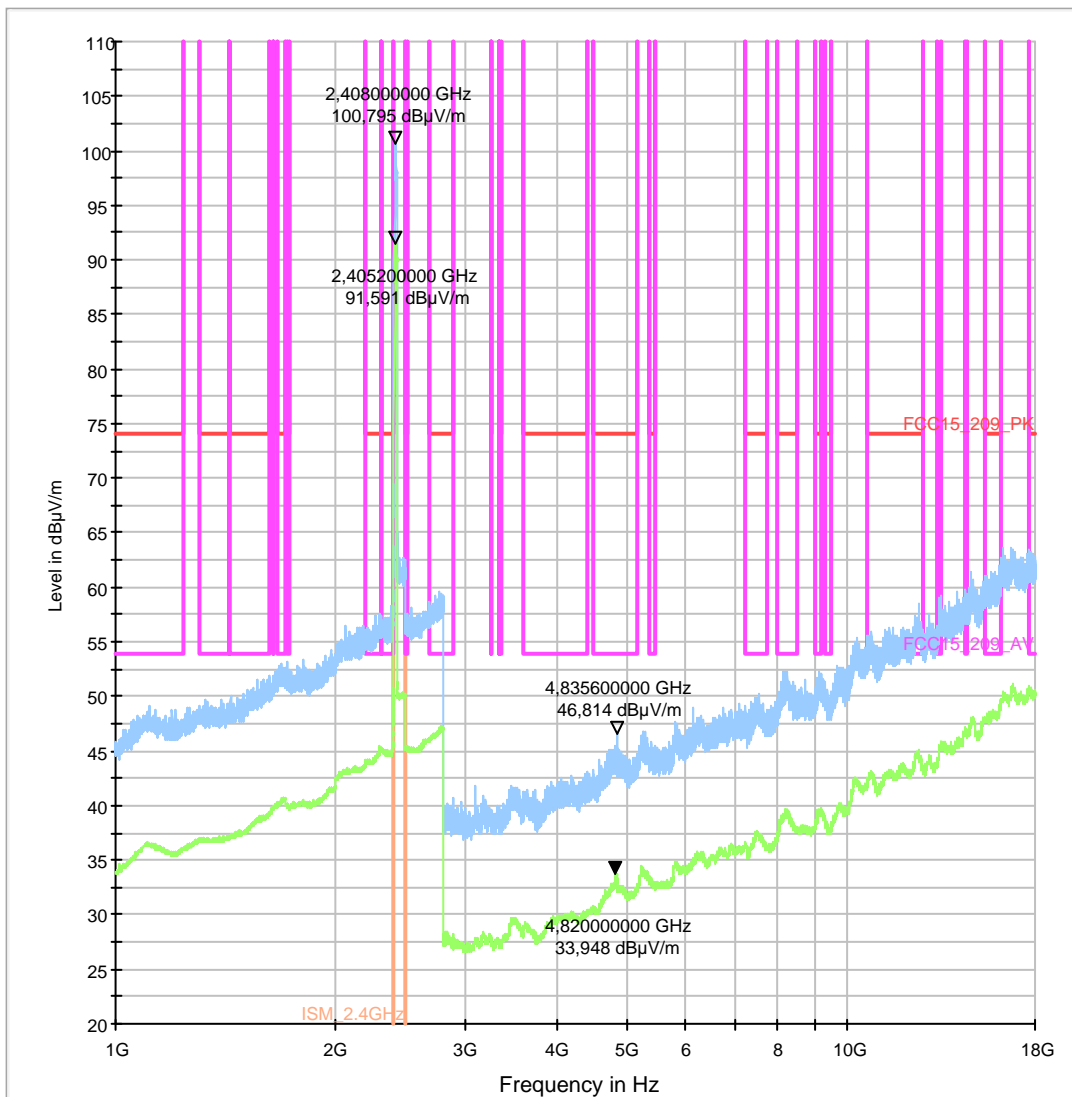


Diagram No.: 4.03-2

Common Information

Test Description: Radiated field strength emission accord. §15.247 in 3m distance
 Test Site: CETECOM GmbH Essen
 Test Standard: §15.205 & 15.209 Intentional Radiator
 Antenna polarisation: horizontal/vertical

Operator Name: HLa
 Comment: Channel no.6 mid
 Op. Mode: WLAN n-mode, 26Mbps
 20810461-13-1a

EUT Information

EUT Name: TS-0000-BV + AC-0400-EU + AI-0401
 Manufacturer: Sony
 IMEI: 0000-0000-000328-5
 S/N: CB5A1N1KVK
 FW: ATPV: 1267-7120, s_atp_pollux_windy_0_0_32_3_g_wlan
 Accessories: #22469 AC charger plug EP880 + #22683 USB to micro USB cable (1m)

00431_SM1_KP1_WLAN_500us

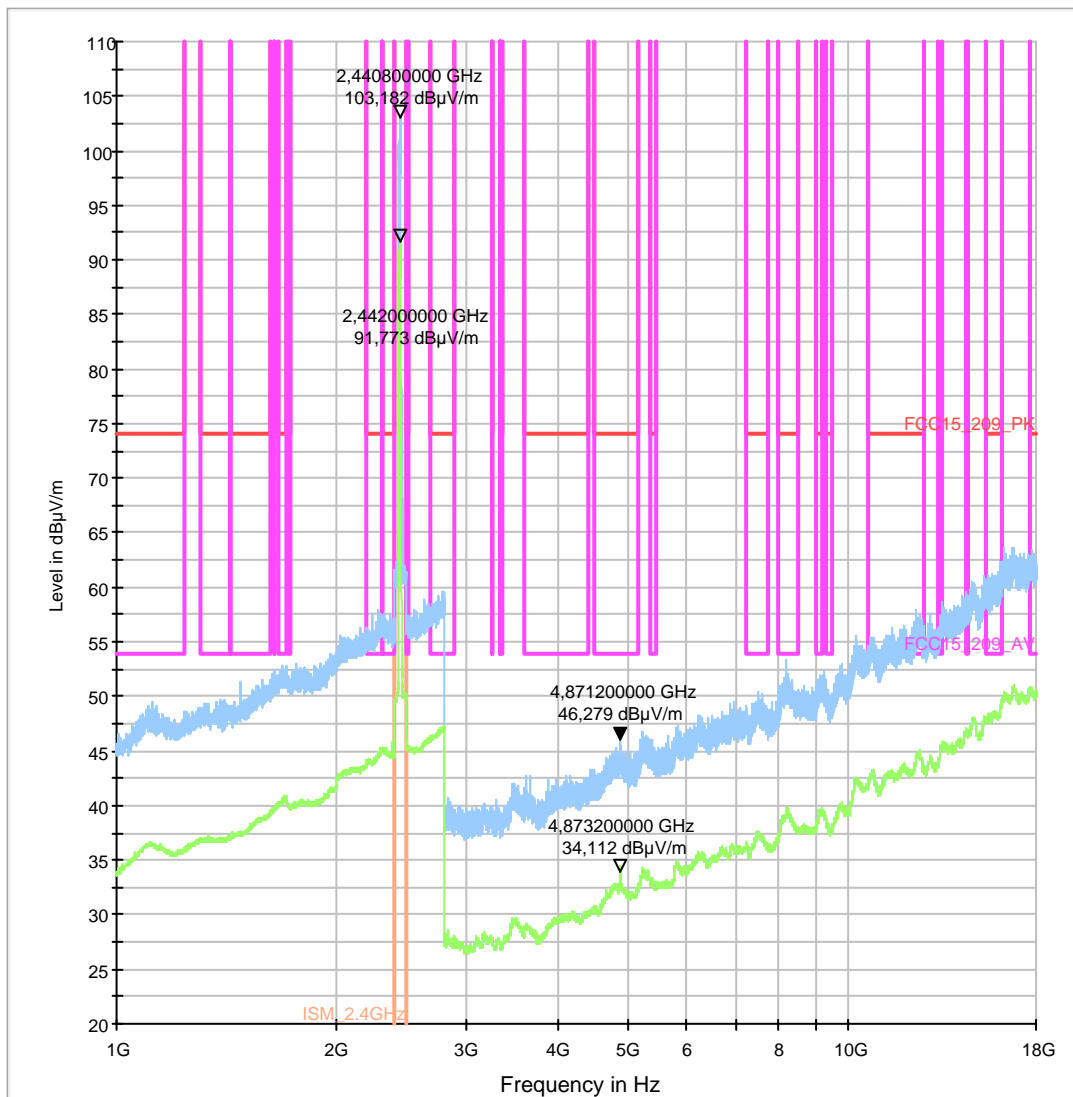


Diagram No.: 4.03-3

Common Information

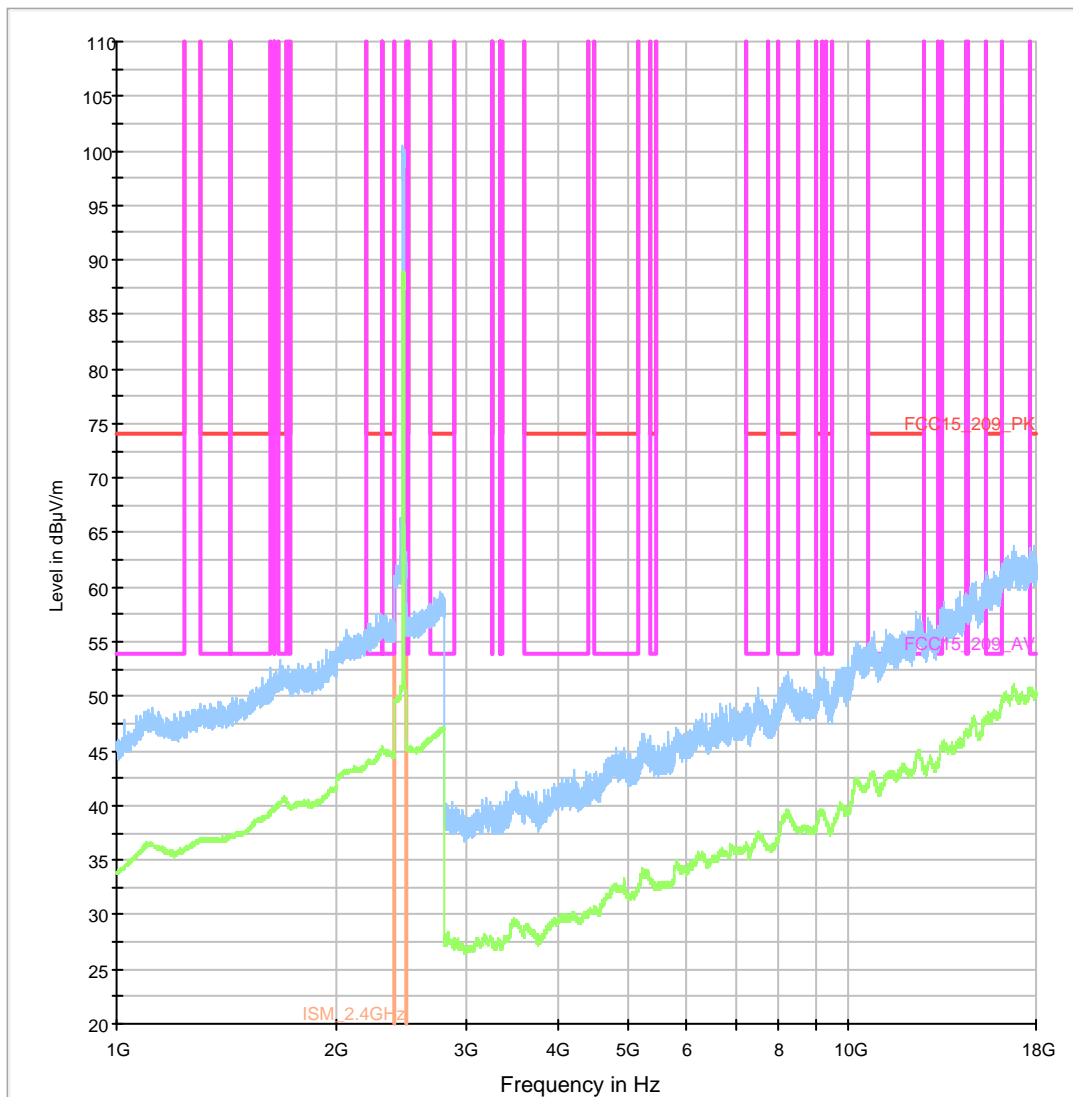
Test Description: Radiated field strength emission accord. §15.247 in 3m distance
 Test Site: CETECOM GmbH Essen
 Test Standard: §15.205 & 15.209 Intentional Radiator
 Antenna polarisation: horizontal/vertical

Operator Name: HLa
 Comment: Channel no.11 high
 Op. Mode: WLAN n-mode, 65Mbps
 20810461-13-1a

EUT Information

EUT Name: TS-0000-BV + AC-0400-EU + AI-0401
 Manufacturer: Sony
 IMEI: 0000-0000-000328-5
 S/N: CB5A1N1KVK
 FW: ATPV: 1267-7120, s_atp_pollux_windy_0_0_32_3_g_wlan
 Accessories: #22469 AC charger plug EP880 + #22683 USB to micro USB cable (1m)

00431_SM1_KP1_WLAN_500us



4.07a-1_RSE_R_Ch151_13,5

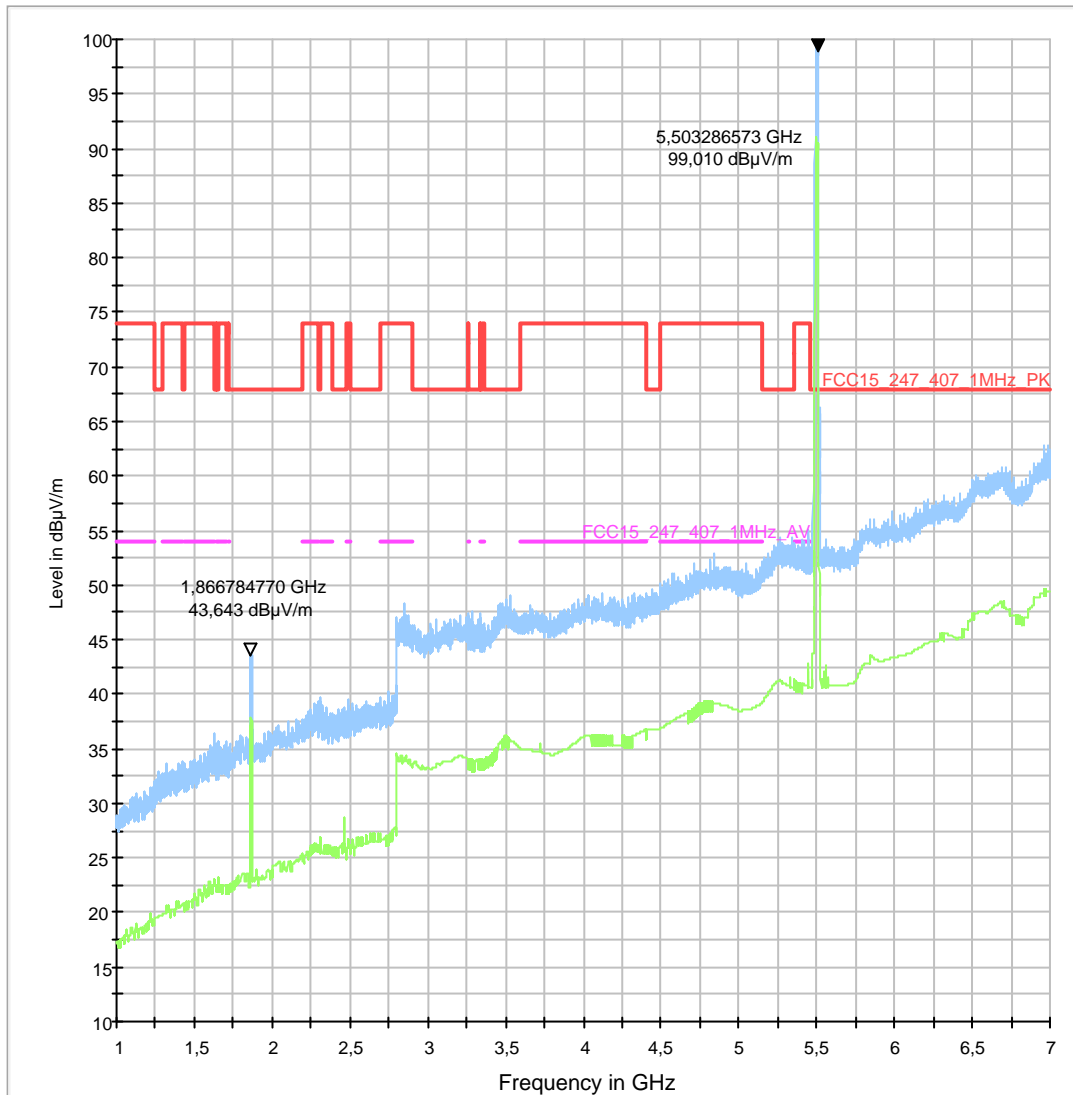
Common Information

Test Description:	Radiated field strength emission accord. §15.247/15.407 in 3m distance
Test Site Location:	CETECOM GmbH Essen
Test Site:	Fully Anechoic Room (FAR)
Test Standard:	FCC Part 15.247 / 15.407
Section:	-
Operating Mode:	Operator, please fill in the operating mode, Ch 151, 13.5 Mbps
Equipment Class:	Class B
Environmental Conditions:	Humidity: 35%rH; Temperature: 20°C
Operator:	ada

EUT Information

EUT Name:	TS-0000-BV + AC-0400-EU + AI-0401
Manufacturer:	Sony
IMEI:	0000-0000-000331-9
S/N:	CB5A1N1KWT
FW:	ATPV: 1267-7120, s_atp_pollux_windy_0_0_32_3_g_wlan
Accessories:	#22469 AC charger plug EP880 + #22683 USB to micro USB cable (1m)

030452_FCC_Part15.247-15.407_RSE_WLAN_802.11a_1G-7G_FSEK



4.07a-2_RSE_R_Ch159_135Mbps

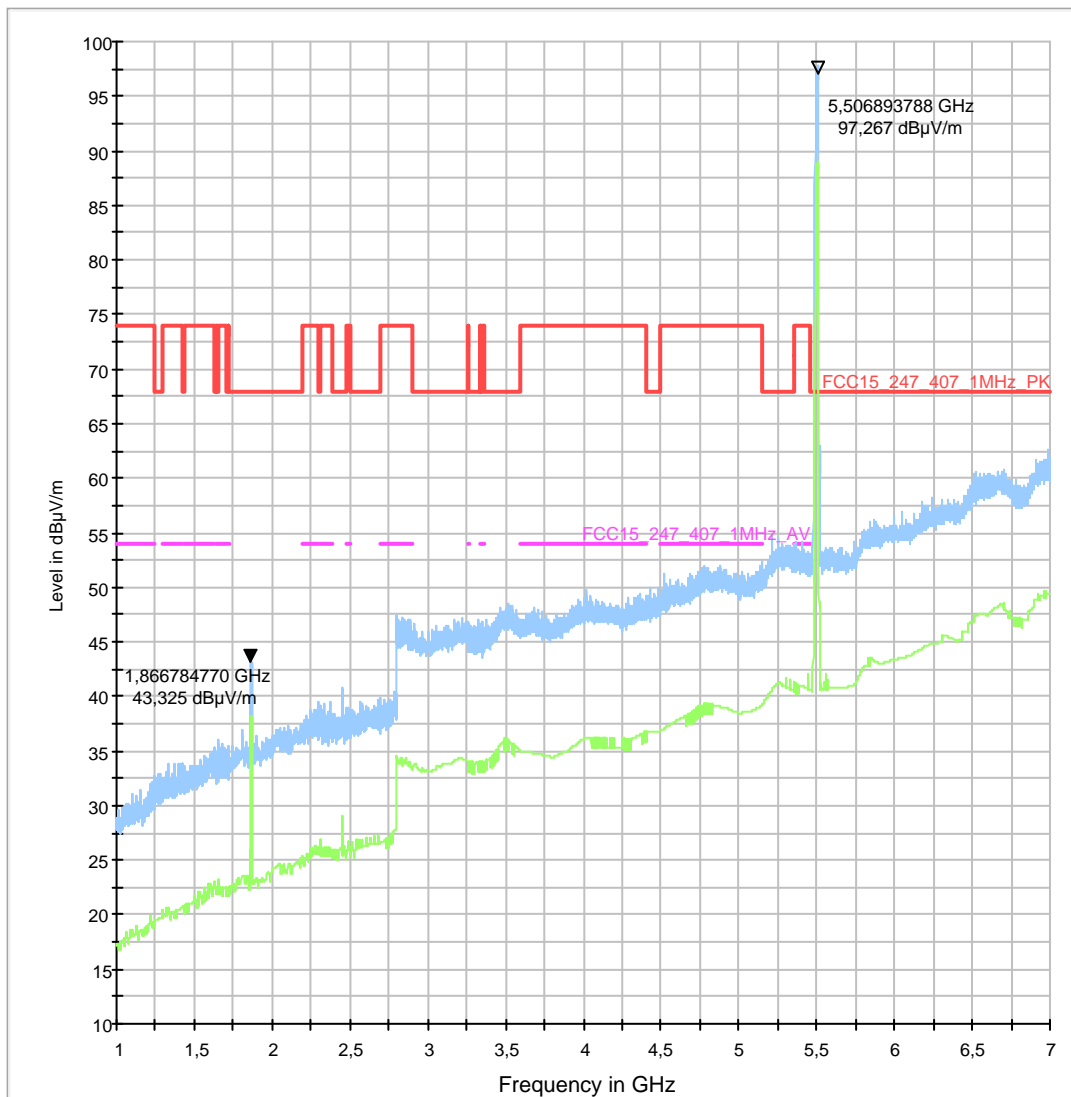
Common Information

Test Description:	Radiated field strength emission accord. §15.247/15.407 in 3m distance
Test Site Location:	CETECOM GmbH Essen
Test Site:	Fully Anechoic Room (FAR)
Test Standard:	FCC Part 15.247 / 15.407
Section:	-
Operating Mode:	Operator, please fill in the operating mode, Ch 151, 13.5 Mbps
Equipment Class:	Class B
Environmental Conditions:	Humidity: 35%rH; Temperature: 20°C
Operator:	ada

EUT Information

EUT Name:	TS-0000-BV + AC-0400-EU + AI-0401
Manufacturer:	Sony
IMEI:	0000-0000-000331-9
S/N:	CB5A1N1KWT
FW:	ATPV: 1267-7120, s_atp_pollux_windy_0_0_32_3_g_wlan
Accessories:	#22469 AC charger plug EP880 + #22683 USB to micro USB cable (1m)

030452_FCC_Part15.247-15.407_RSE_WLAN_802.11a_1G-7G_FSEK



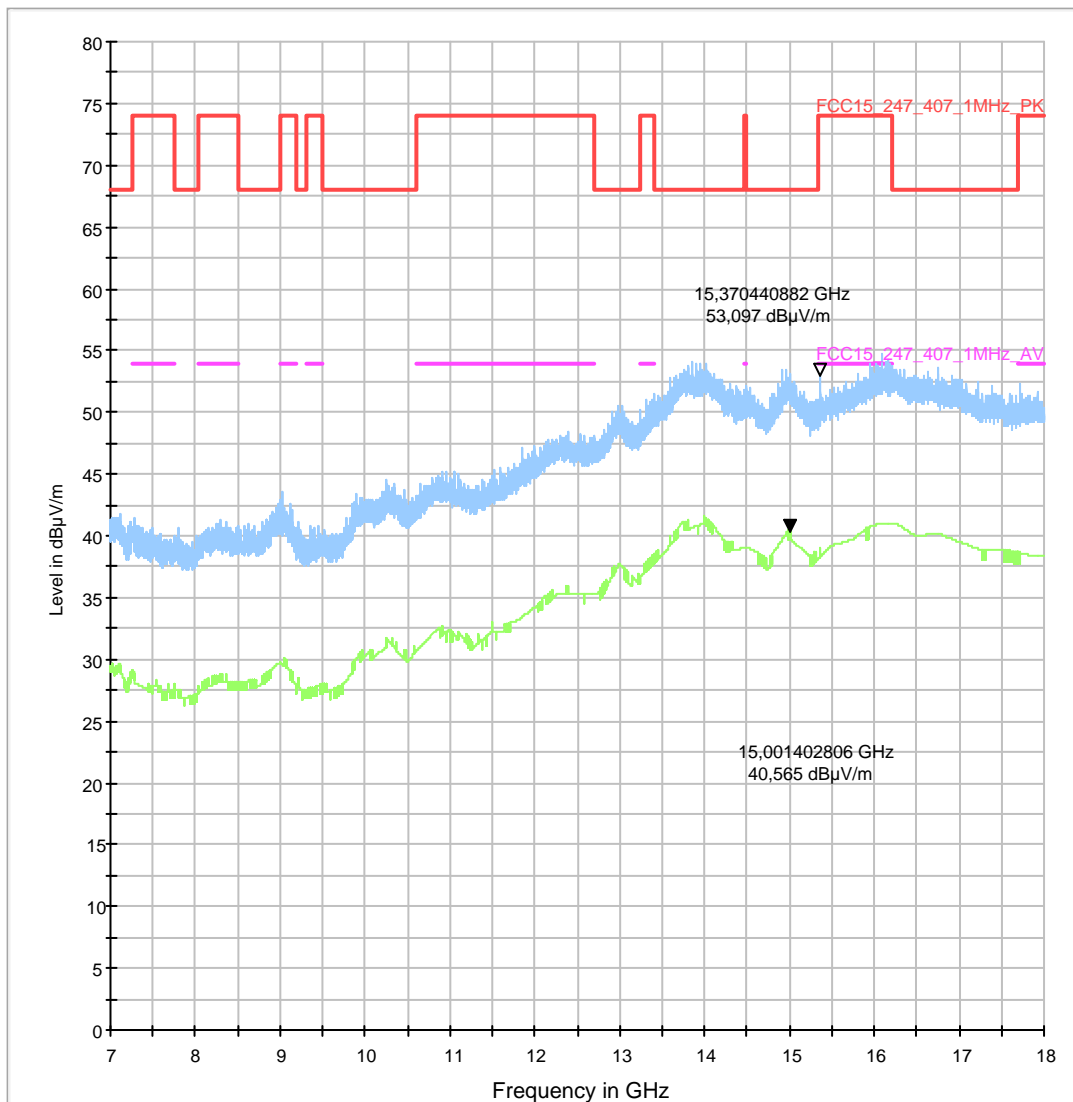
4.07b-1_RSE_R_Ch151_13,5

Common Information

Test Description:	Radiated field strength emission accord. §15.247/15.407 in 3m distance
Test Site Location:	CETECOM GmbH Essen
Test Site:	Fully Anechoic Room (FAR)
Test Standard:	FCC Part 15.247
Section:	-
Operating Mode:	WLAN 802.11n 40-mode, continuously tx CH 151; Data rate 13.5 Mbps
Equipment AC:	120V / 60 Hz
Environmental Conditions:	Humidity: 22%rH; Temperature: 19°C
Operator:	YZH 20810461-13-1b

EUT Information

EUT Name:	TS-0000-BV + AC-0400-EU + AI-0401
Manufacturer:	Sony
IMEI:	0000-0000-000328-5
S/N:	CB5A1N1KVK
FW:	ATPV: 1267-7120, s_atp_pollux_windy_0_0_32_3_g_wlan
Accessories:	#22469 AC charger plug EP880 + #22683 USB to micro USB cable (1m)



4.07b-2_RSE_R_Ch159_135

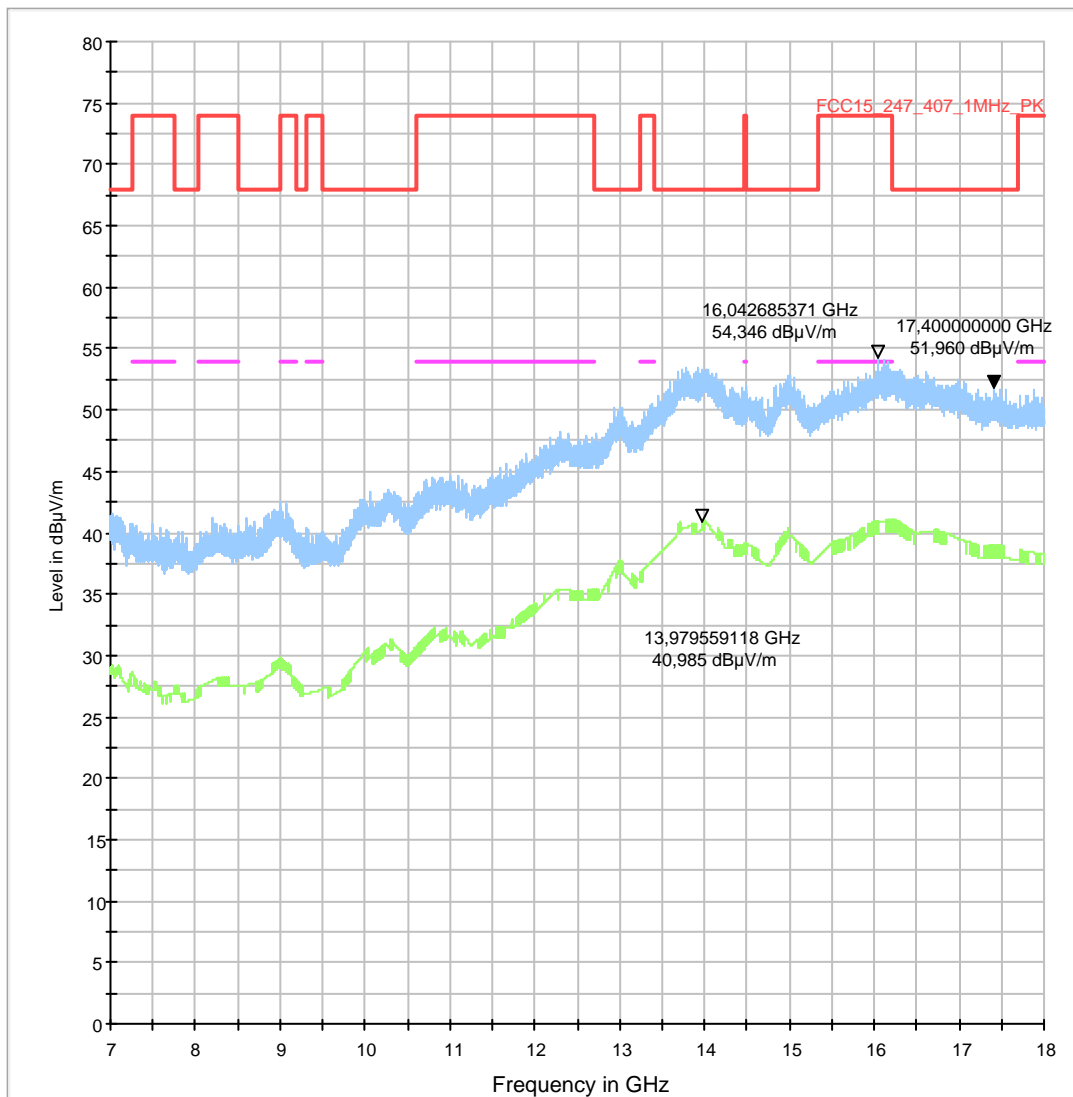
Common Information

Test Description:	Radiated field strength emission accord. §15.247/15.407 in 3m distance
Test Site Location:	CETECOM GmbH Essen
Test Site:	Fully Anechoic Room (FAR)
Test Standard:	FCC Part 15.247
Operating Mode:	WLAN (n40), Ch 159, 135 Mbps (120 V AC/ 60 Hz)
Test SW:	EMC32 v8.53.0
Environmental Conditions:	Humidity: 40%rH; Temperature: 20°C
Operator:	Tas 20810461-13-1b

EUT Information

EUT Name:	TS-0000-BV + AC-0400-EU + AI-0403
Manufacturer:	Sony
IMEI:	0000-0000-000328-5
S/N:	CB5A1N1KVK
FW:	ATPV: 1267-7120, s_atp_pollux_windy_0_0_32_3_g_wlan
Accessories:	#22469 AC charger plug EP880 + #23689 USB to micro USB cable (1m)

030453_FCC_Part15.247-15.407_RSE_WLAN_802.11a_7G-18G_FSEK



6.4 18 GHz < x < 40 GHz

Diagram No.: 4.01-4_RSE_R_Ch1_1Mbps**Common Information**

Test Description:	Radiated field strength emission
Test Site:	CETECOM GmbH Essen
Test Standard:	FCC 15.247, 15.205&15.209 Intentional Radiator
Antenna polarisation:	horizontal/vertical
Operation mode:	TX mode continuous
Operator Name:	Lor
Comment:	Channel no. low=1, 1Mbps-Mode

EUT Information

EUT Name:	Wireless Tablet Pollux-Windy
Manufacturer:	Sony
Serial Number:	CB5A1N1KP1
Hardware Rev:	
Software Rev:	
Comment:	Sample EUT E

EMI Sweep_18_25GHz_Preamp_Miteq40G_AntRef302_1m_dBuV

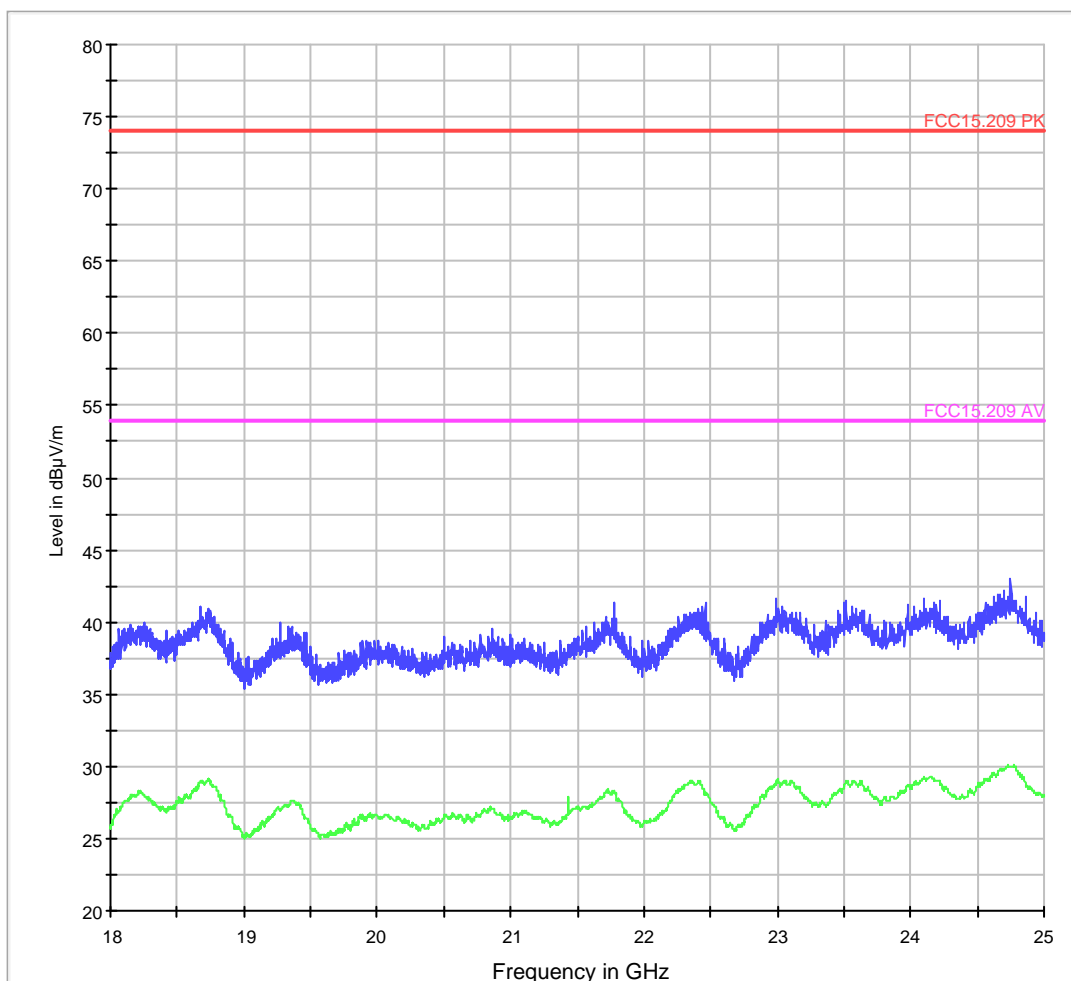


Diagram No.: 4.02-4_RSE_R_Ch6_6Mbps

Common Information

Test Description:	Radiated field strength emission
Test Site:	CETECOM GmbH Essen
Test Standard:	FCC 15.247, 15.205&15.209 Intentional Radiator
Antenna polarisation:	horizontal/vertical
Operation mode:	TX mode continuous
Operator Name:	Lor
Comment:	Channel no. middle=6, 6Mbps-Mode

EUT Information

EUT Name:	Wireless Tablet Pollux-Windy
Manufacturer:	Sony
Serial Number:	CB5A1N1KP1
Hardware Rev:	
Software Rev:	
Comment:	Sample EUT E

EMI Sweep_18_25GHz_Preampl_Miteq40G_AntRef302_1m_dBuV

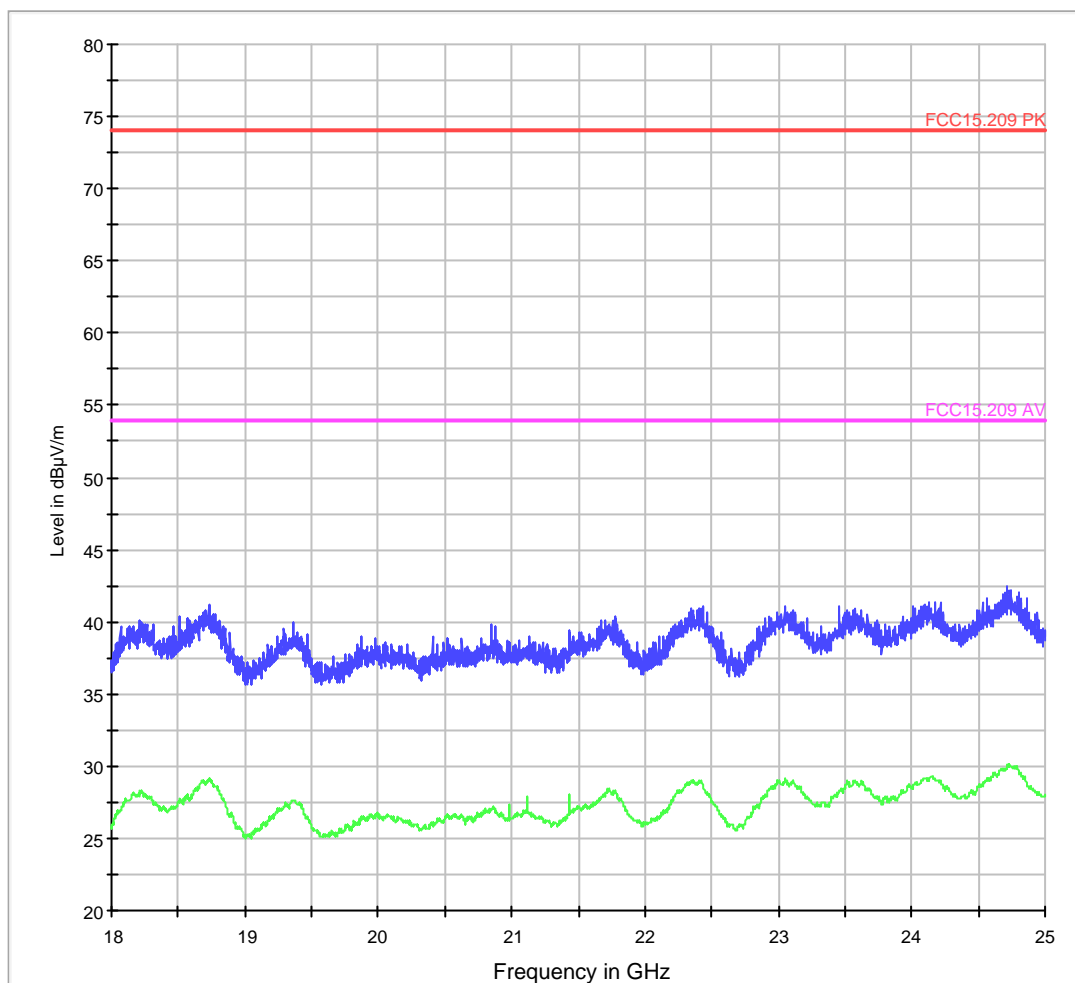


Diagram No.: 4.03-4_RSE_R_Ch11_65Mbps

Common Information

Test Description: Radiated field strength emission
Test Site: CETECOM GmbH Essen
Test Standard: FCC 15.247, 15.205&15.209 Intentional Radiator
Antenna polarisation: horizontal/vertical

Operation mode: TX mode continuous
Operator Name: Lor
Comment: Channel no. high=11, 65Mbps-Mode

EUT Information

EUT Name: Wireless Tablet Pollux-Windy
Manufacturer: Sony
Serial Number: CB5A1N1KP1
Hardware Rev:
Software Rev:
Comment: Sample EUT E

EMI Sweep_18_25GHz_Preampl_Miteq40G_AntRef302_1m_dBuV

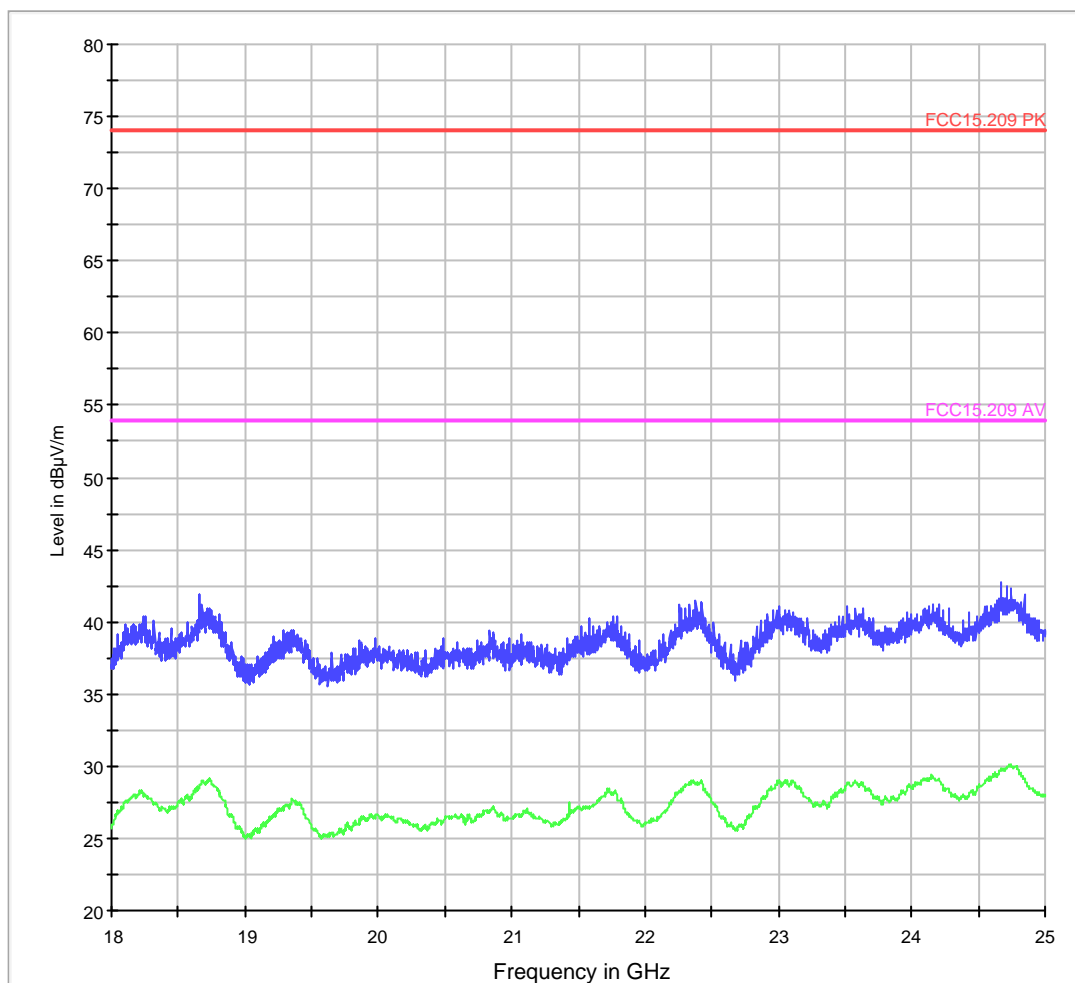


Diagram No.: 4.07-2_RSE_R_Ch159_135

Common Information

Test Description:	Radiated field strength emission
Test Site:	CETECOM GmbH Essen
Test Standard:	FCC 15.247, 15.205&15.209 Intentional Radiator
Antenna polarisation:	horizontal/vertical
Operation mode:	TX mode continuous, 802.11a
Operator Name:	Lor
Comment:	5 GHz WLAN / Ch159/ 135Mbps

EUT Information

EUT Name:	Wireless Tablet Pollux-Windy
Manufacturer:	Sony
Serial Number:	CB5A1N1KP1
Hardware Rev:	
Software Rev:	
Comment:	Sample EUT E

EMI Scan_14_40GHz_Pre

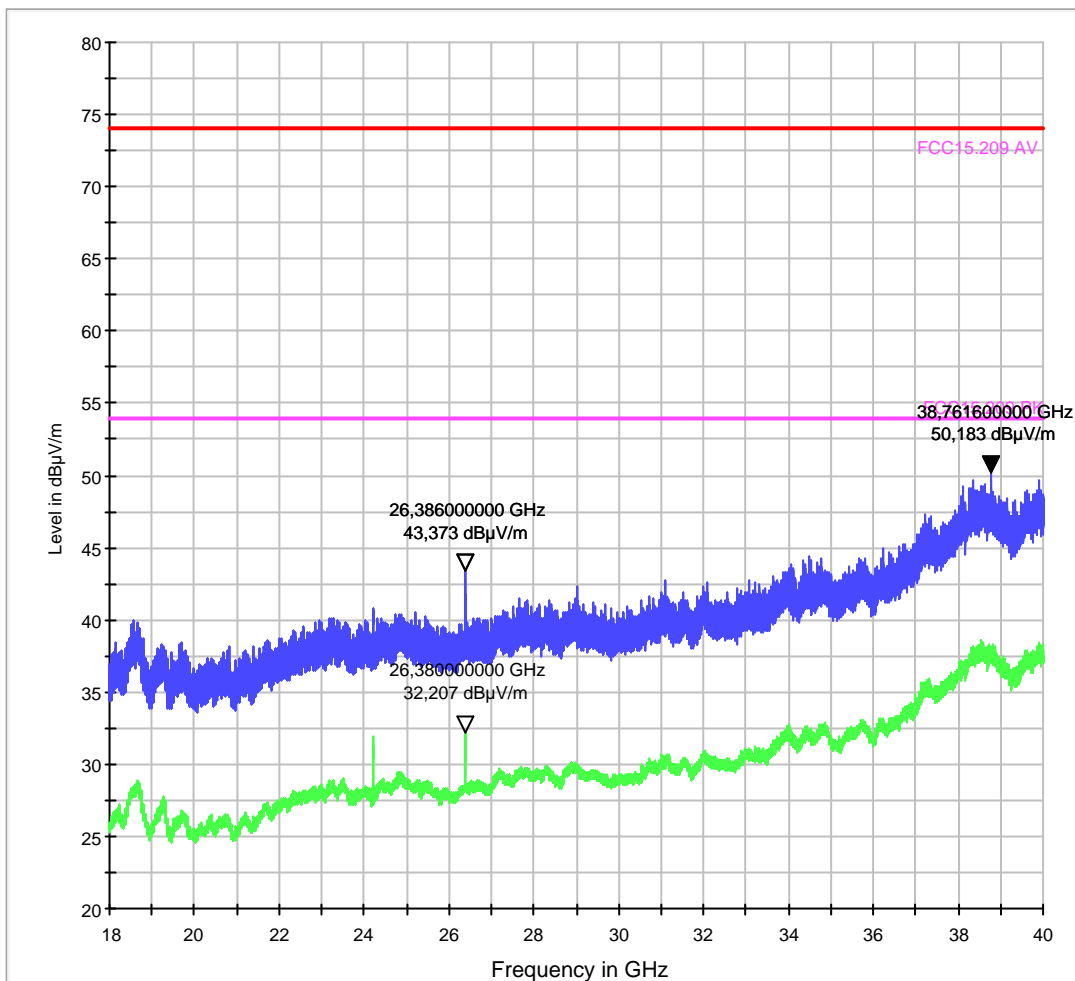


Diagram No.: 4.07-3_RSE_R_Ch151_13.5

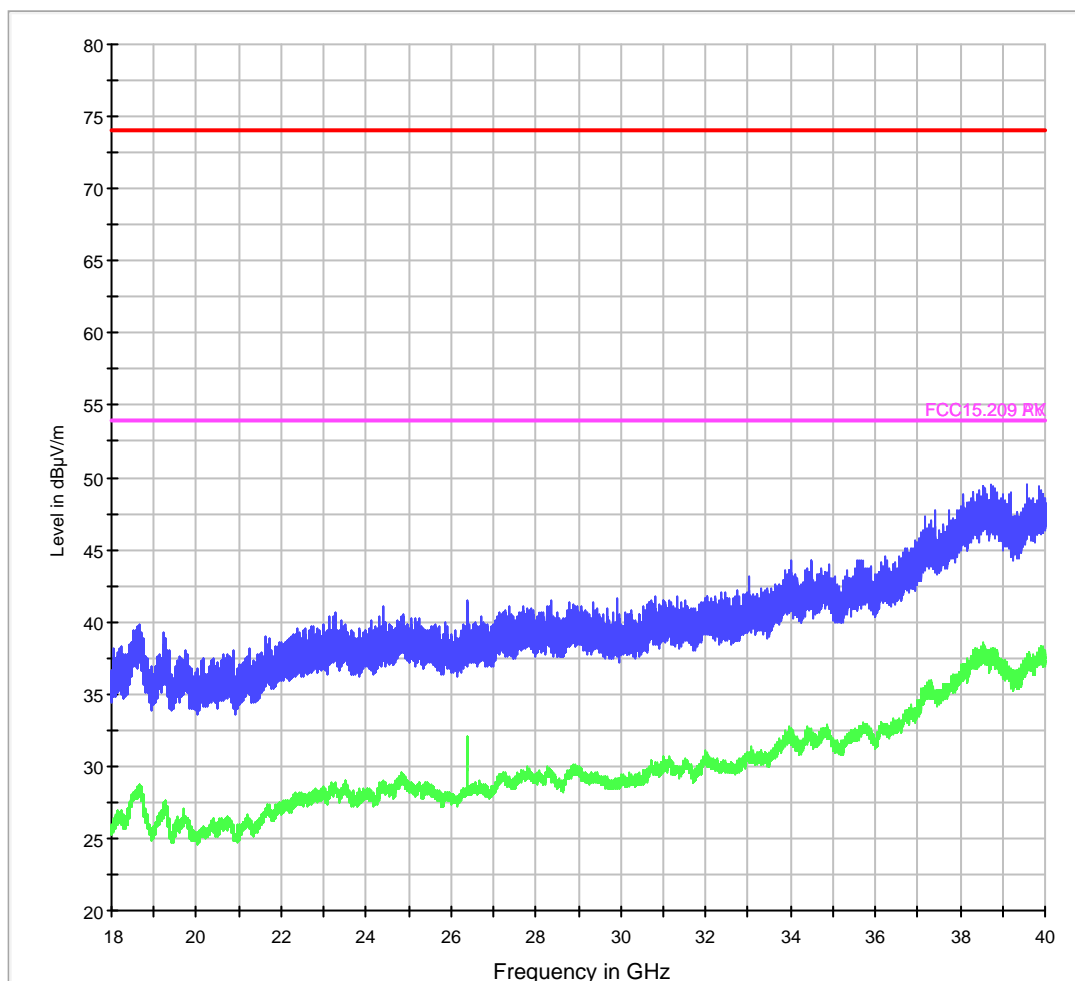
Common Information

Test Description:	Radiated field strength emission
Test Site:	CETECOM GmbH Essen
Test Standard:	FCC 15.247, 15.205&15.209 Intentional Radiator
Antenna polarisation:	horizontal/vertical
Operation mode:	TX mode continuous, 802.11a
Operator Name:	Lor
Comment:	5 GHz WLAN / Ch151/ 13.5MBps

EUT Information

EUT Name:	Wireless Tablet Pollux-Windy
Manufacturer:	Sony
Serial Number:	CB5A1N1KP1
Hardware Rev:	
Software Rev:	
Comment:	Sample EUT E

EMI Scan_14_40GHz_Pre



7. Radiated band-edge measurements accord. §15.209 & §15.205

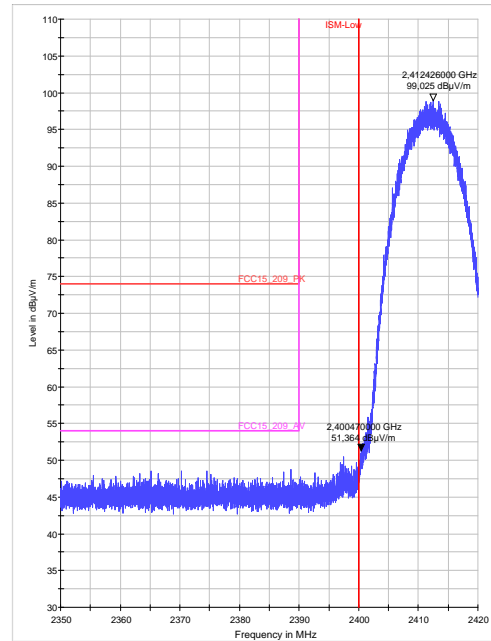
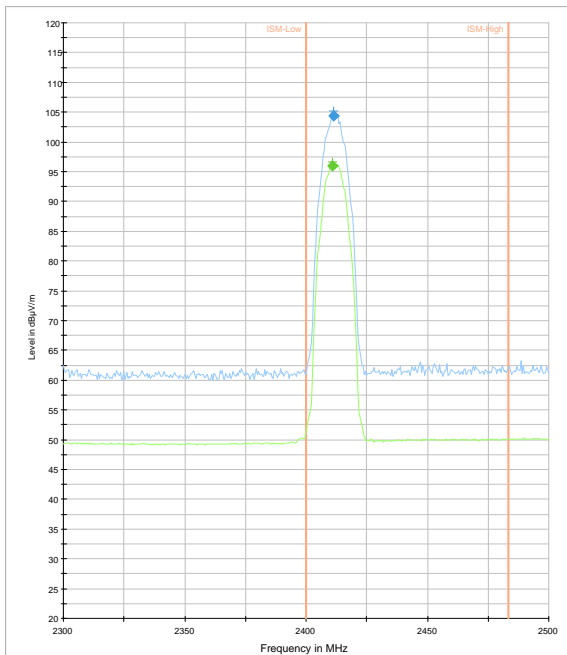
Diagram No.: 9.01_BE_R_Ch1_11Mbps_Step1&2

Common Information

Test Description: Radiated field strength emission accord. §15.247 in 3m distance
 Test Site: CETECOM GmbH Essen
 Test Standard: §15.205 & 15.209 Intentional Radiator
 Antenna polarisation: horizontal/vertical

 Operator Name: Lor
 Comment: Channel no. low
 Op. Mode: WLAN b-Mode, Channel 1, 11Mbps

Carrier_measurement_SM1_PA0_KP1_WLAN



Final Result 1

Frequency (MHz)	MaxPeak (dBµV/m)	Meas. Time	Bandwidth (kHz)	Height (cm)	Polarization	Azimuth (deg)	Elevation (deg)	Corr. (dB)	Comment
2411.200000	104.3	100.0	1000.000	155.0	H	174.0	0.0	35.5	

Final Result 2

Frequency (MHz)	Average (dBµV/m)	Meas. Time	Bandwidth (kHz)	Height (cm)	Polarization	Azimuth (deg)	Elevation (deg)	Corr. (dB)	Comment
2411.100000	96.0	100.0	1000.000	155.0	H	174.0	0.0	35.5	

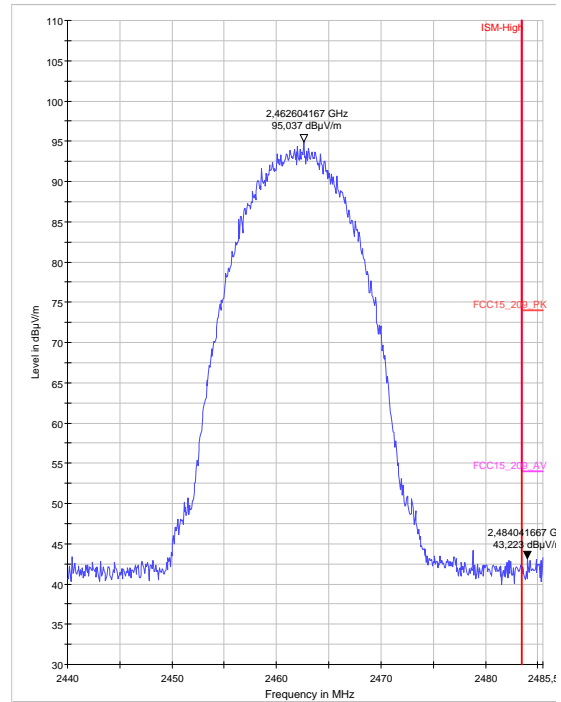
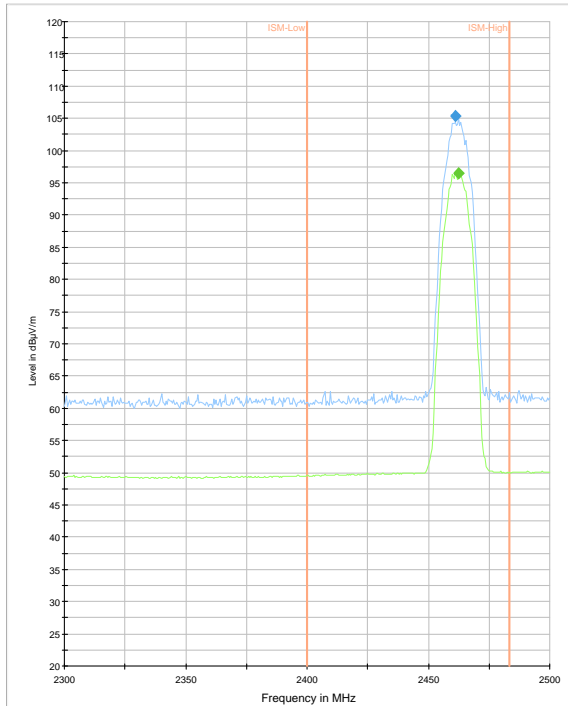
Diagram No.: 9.02_BE_R_Ch11_11Mbps_Step1&2

Common Information

Test Description: Radiated field strength emission accord. §15.247 in 3m distance
 Test Site: CETECOM GmbH Essen
 Test Standard: §15.205 & 15.209 Intentional Radiator
 Antenna polarisation: horizontal/vertical

Operator Name: Lor
 Comment: Channel no.middle
 Op. Mode: WLAN b-Mode, Channel 11, 11Mbps

Carrier_measurement_SM1_PA0_KP1_WLAN



Final Result 1

Frequency (MHz)	MaxPeak (dBµV/m)	Meas. Time	Bandwidth (kHz)	Height (cm)	Polarization	Azimuth (deg)	Elevation (deg)	Corr. (dB)	Comment
2461.300000	105.4	100.0	1000.000	155.0	H	174.0	0.0	35.7	

Final Result 2

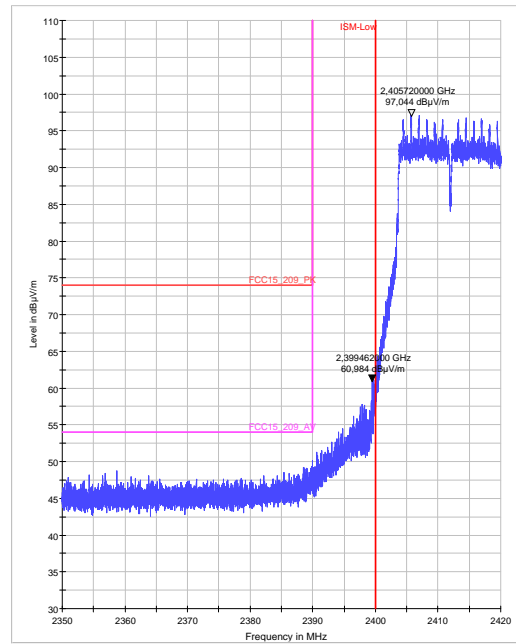
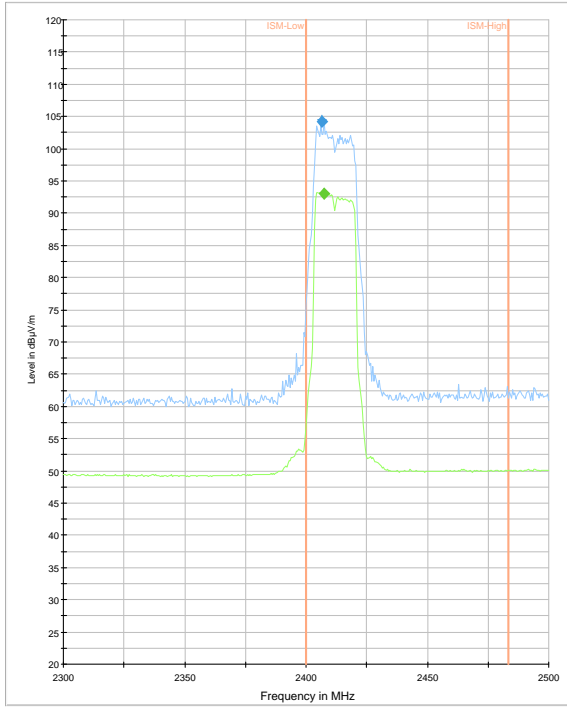
Frequency (MHz)	Average (dBµV/m)	Meas. Time	Bandwidth (kHz)	Height (cm)	Polarization	Azimuth (deg)	Elevation (deg)	Corr. (dB)	Comment
2462.600000	96.6	100.0	1000.000	155.0	H	175.0	0.0	35.7	

Diagram No.: 9.03_BE_R_Ch1_18Mbps_step1&2

Common Information

Test Description:	Radiated field strength emission accord. §15.247 in 3m distance
Test Site:	CETECOM GmbH Essen
Test Standard:	§15.205 & 15.209 Intentional Radiator
Antenna polarisation:	horizontal/vertical
Operator Name:	Lor
Comment:	Channel no. low
Op. Mode:	WLAN g-Mode, Channel 1, 18Mbps

Carrier_measurement_SM1_PA0_KP1_WLAN



Final Result 1

Frequency (MHz)	MaxPeak (dBµV/m)	Meas. Time	Bandwidth (kHz)	Height (cm)	Polarization	Azimuth (deg)	Elevation (deg)	Corr. (dB)	Comment
2406.700000	104.2	100.0	1000.000	155.0	H	176.0	0.0	35.5	

Final Result 2

Frequency (MHz)	Average (dBµV/m)	Meas. Time	Bandwidth (kHz)	Height (cm)	Polarization	Azimuth (deg)	Elevation (deg)	Corr. (dB)	Comment
2407.300000	93.0	100.0	1000.000	155.0	H	177.0	0.0	35.5	

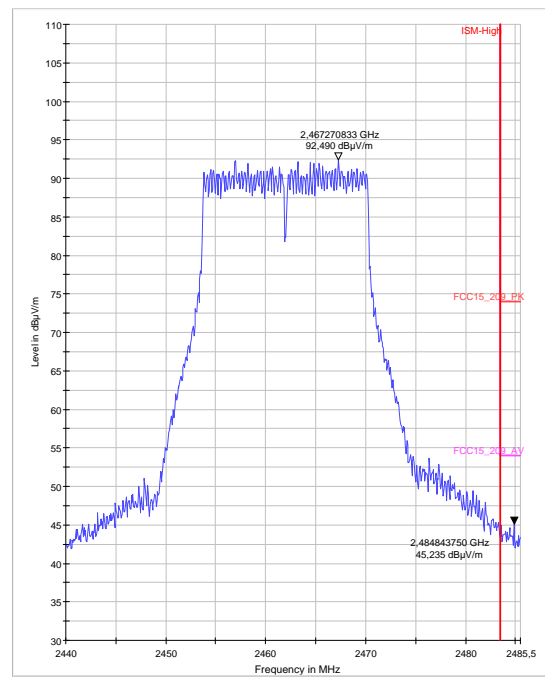
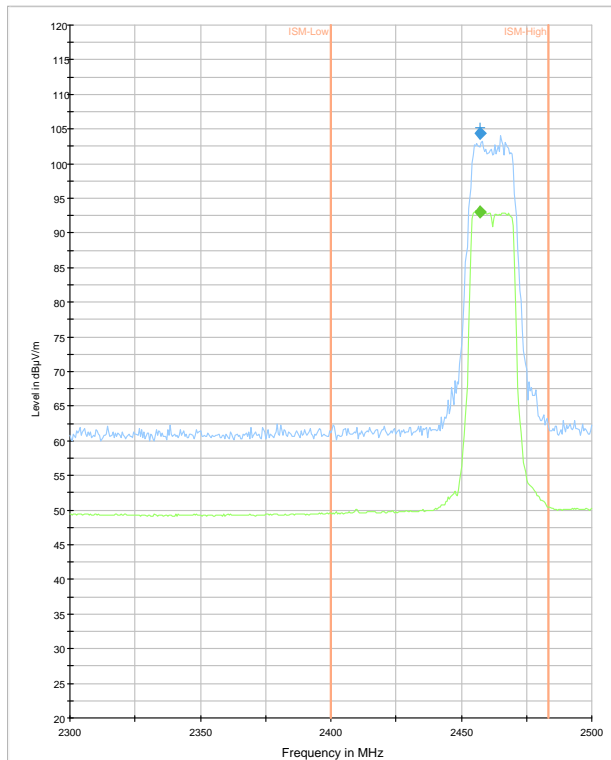
Diagram No.: 9.04_BE_R_Ch11_18Mbps_Step1&2

Common Information

Test Description: Radiated field strength emission accord. §15.247 in 3m distance
 Test Site: CETECOM GmbH Essen
 Test Standard: §15.205 & 15.209 Intentional Radiator
 Antenna polarisation: horizontal/vertical

Operator Name: Lor
 Comment: Channel no. high
 Op. Mode: WLAN g-Mode, Channel 11, 18Mbps

Carrier_measurement_SM1_PA0_KP1_WLAN



Final Result 1

Frequency (MHz)	MaxPeak (dBµV/m)	Meas. Time	Bandwidth (kHz)	Height (cm)	Polarization	Azimuth (deg)	Elevation (deg)	Corr. (dB)	Comment
2457.00000	104.4	100.0	1000.000	155.0	H	178.0	0.0	35.6	

Final Result 2

Frequency (MHz)	Average (dBµV/m)	Meas. Time	Bandwidth (kHz)	Height (cm)	Polarization	Azimuth (deg)	Elevation (deg)	Corr. (dB)	Comment
2457.10000	93.1	100.0	1000.000	155.0	H	177.0	0.0	35.6	

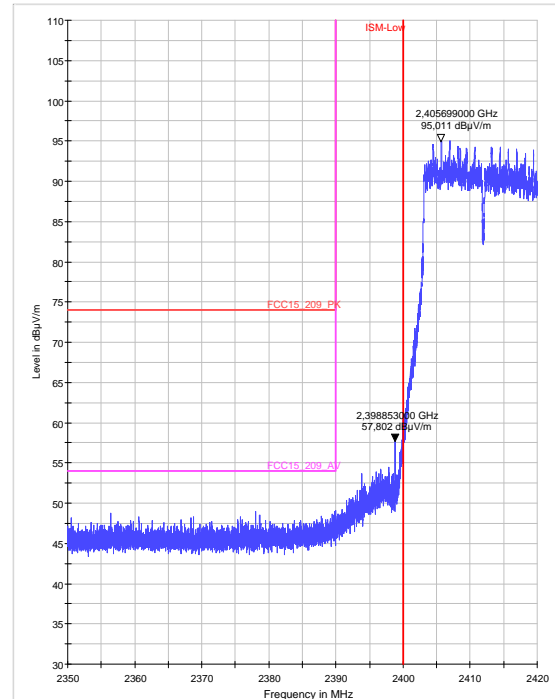
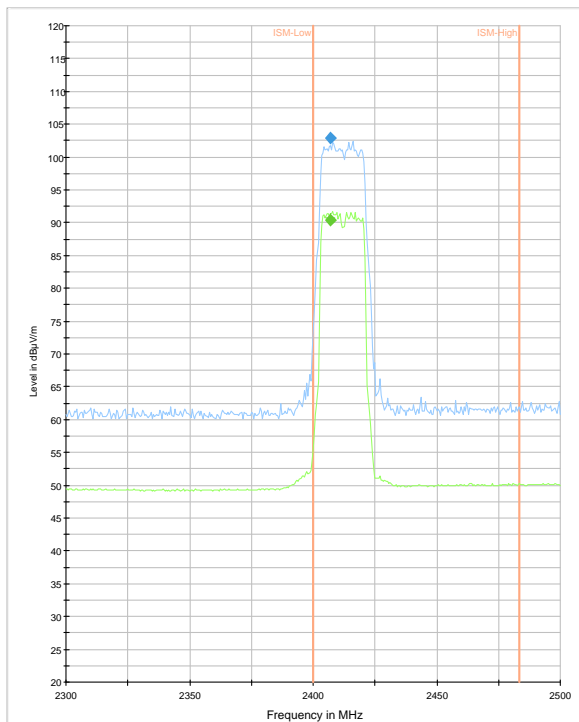
Diagram No.: 9.05_BE_R_Ch1_26Mbit_Step1&2

Common Information

Test Description: Radiated field strength emission accord. §15.247 in 3m distance
 Test Site: CETECOM GmbH Essen
 Test Standard: §15.205 & 15.209 Intentional Radiator
 Antenna polarisation: horizontal/vertical

 Operator Name: Lor
 Comment: Channel no. low
 Op. Mode: WLAN n-Mode, Channel 1, 26Mbps

Carrier_measurement_SM1_PA0_KP1_WLAN



Final Result 1

Frequency (MHz)	MaxPeak (dBµV/m)	Meas. Time	Bandwidth (kHz)	Height (cm)	Polarization	Azimuth (deg)	Elevation (deg)	Corr. (dB)	Comment
2406.800000	102.9	100.0	1000.000	155.0	H	179.0	0.0	35.5	

Final Result 2

Frequency (MHz)	Average (dBµV/m)	Meas. Time	Bandwidth (kHz)	Height (cm)	Polarization	Azimuth (deg)	Elevation (deg)	Corr. (dB)	Comment
2407.200000	90.4	100.0	1000.000	155.0	H	180.0	0.0	35.5	

Diagram No.: 9.06_BE

Common Information

Test Description:	Radiated field strength emission accord. §15.247 in 3m distance
Test Site:	CETECOM GmbH Essen
Test Standard:	§15.205 & 15.209 Intentional Radiator
Antenna polarisation:	horizontal/vertical
Operator Name:	Lor
Comment:	Channel no. high
Op. Mode:	WLAN n-Mode, Channel 11, 26Mbps

Carrier_measurement_SM1_PA0_KP1_WLAN

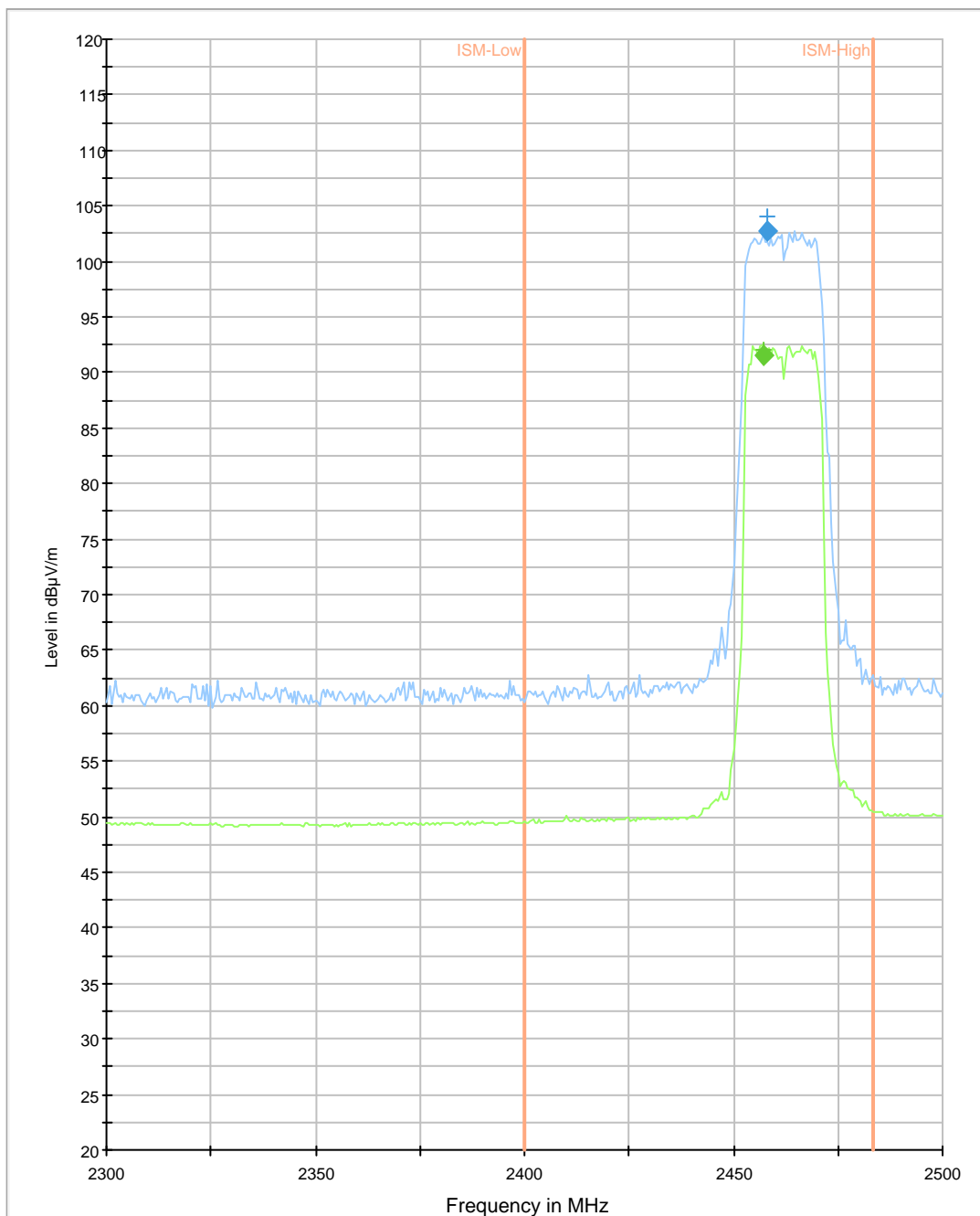


Diagram No.: 9.07_BE_R_Ch149_52MBit

Common Information

Test Description: Radiated field strength emission accord. §15.247 in 3m distance
 Test Site: CETECOM GmbH Essen
 Test Standard: §15.205 & 15.209 Intentional Radiator
 Antenna polarisation: horizontal/vertical

Operator Name: Lor
 Comment: Channel no. low
 Op. Mode: WLAN 802.11 n-Mode, Channel 149, 52Mbps

BE_5.725GHz_Sweep2_SM1_KP1_WLAN_5GHz

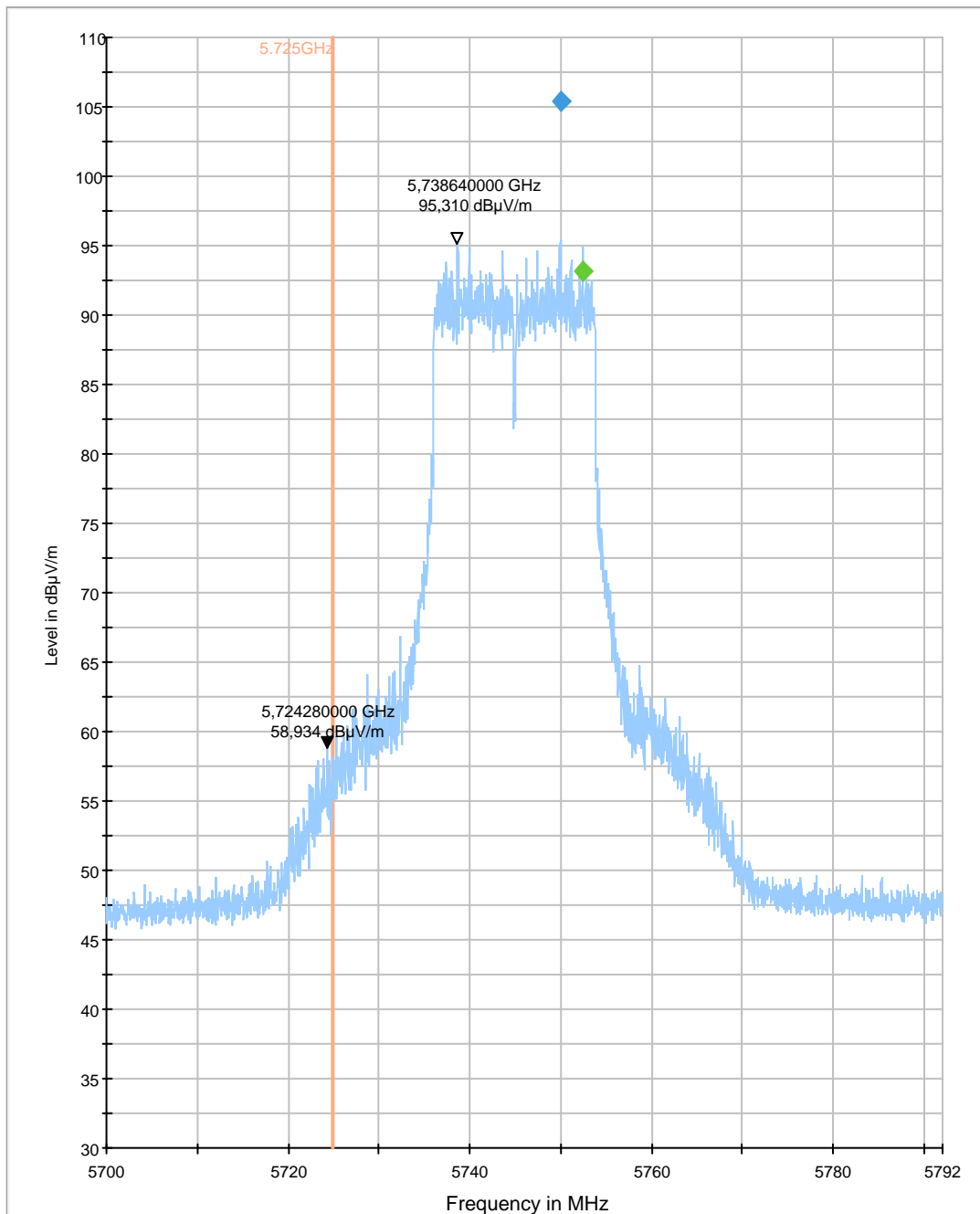


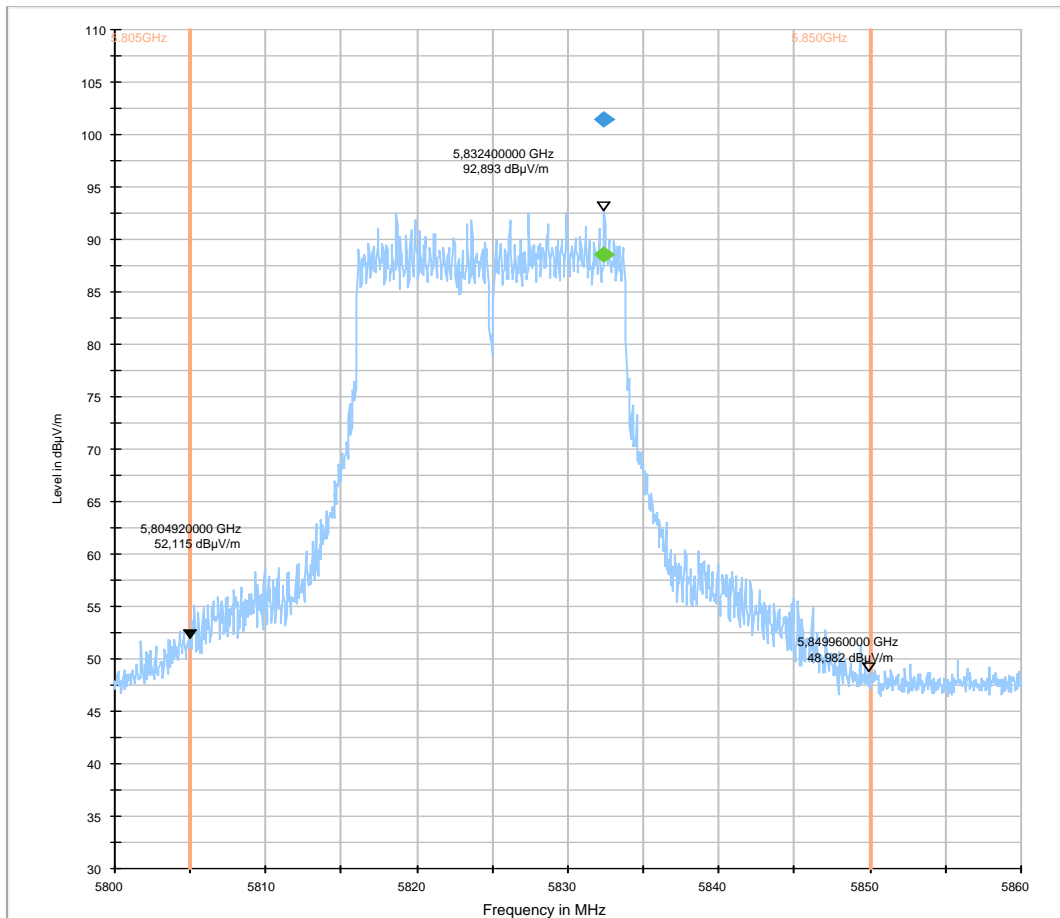
Diagram No.: 9.08_BE_R_Ch165_52MBit

Common Information

Test Description: Radiated field strength emission accord. §15.247 in 3m distance
 Test Site: CETECOM GmbH Essen
 Test Standard: §15.205 & 15.209 Intentional Radiator
 Antenna polarisation: horizontal/vertical

Operator Name: Lor
 Comment: Channel no. high
 Op. Mode: WLAN 802.11 n-Mode, Channel 165, 52Mbps

BE_5.850GHz_Sweep2_SM1_KP1_WLAN_5GHz



Final Result 1

Frequency (MHz)	MaxPeak (dBµV/m)	Meas. Time	Bandwidth (kHz)	Height (cm)	Polarization	Azimuth (deg)	Elevation (deg)	Corr. (dB)
5832.400000	101.5	100.0	1000.000	155.0	V	87.0	0.0	5.2

Final Result 2

Frequency (MHz)	Average (dBµV/m)	Meas. Time	Bandwidth (kHz)	Height (cm)	Polarization	Azimuth (deg)	Elevation (deg)	Corr. (dB)
5832.400000	88.6	100.0	1000.000	155.0	V	83.0	0.0	5.2

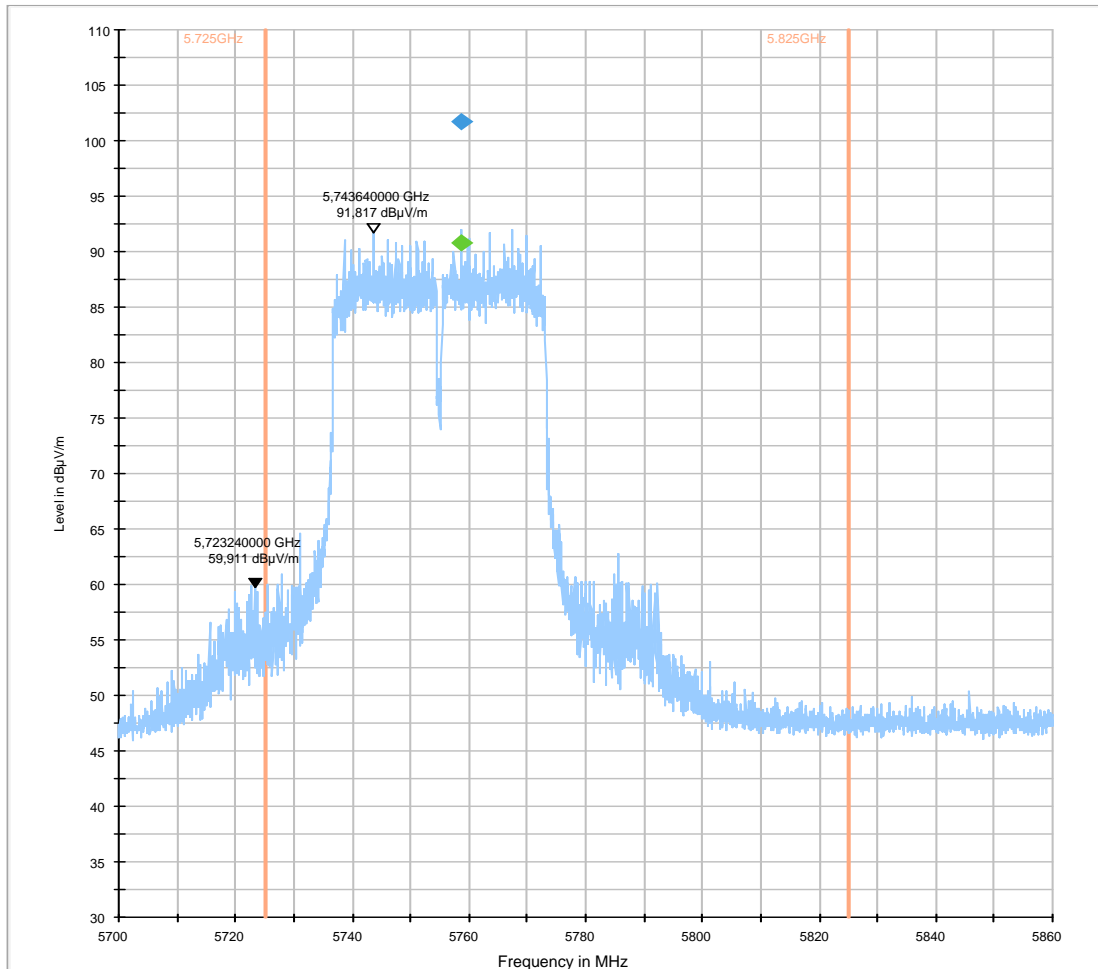
Diagram No.: 9.09_BE_R_Ch151_54MBit

Common Information

Test Description: Radiated field strength emission accord. §15.247 in 3m distance
 Test Site: CETECOM GmbH Essen
 Test Standard: §15.205 & 15.209 Intentional Radiator
 Antenna polarisation: horizontal/vertical

Operator Name: Lor
 Comment: Channel no. low
 Op. Mode: WLAN 802.11 40MHz n-Mode, Channel 151, 54Mbps

BE_5.825GHz_Sweep2_SM1_KP1_WLAN_5GHz



Final Result 1

Frequency (MHz)	MaxPeak (dBµV/m)	Meas. Time	Bandwidth (kHz)	Height (cm)	Polarization	Azimuth (deg)	Elevation (deg)	Corr. (dB)
5758.640000	101.7	100.0	1000.000	155.0	H	79.0	90.0	5.0

Final Result 2

Frequency (MHz)	Average (dBµV/m)	Meas. Time	Bandwidth (kHz)	Height (cm)	Polarization	Azimuth (deg)	Elevation (deg)	Corr. (dB)
5758.640000	90.8	100.0	1000.000	155.0	H	81.0	90.0	5.0

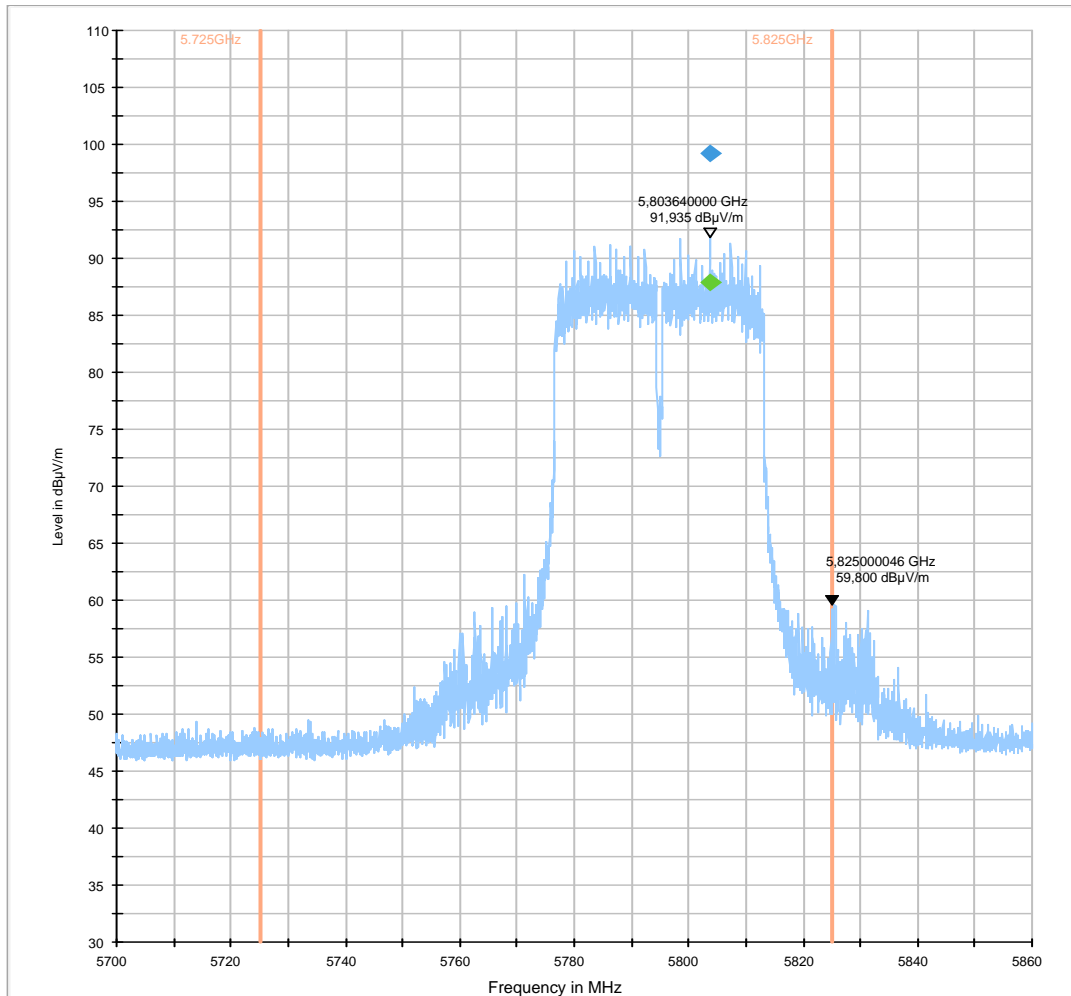
Diagram No.: 9.10_BE_R_Ch159_54MBit

Common Information

Test Description: Radiated field strength emission accord. §15.247 in 3m distance
 Test Site: CETECOM GmbH Essen
 Test Standard: §15.205 & 15.209 Intentional Radiator
 Antenna polarisation: horizontal/vertical

Operator Name: Lor
 Comment: Channel no. high
 Op. Mode: WLAN 802.11 40MHz n-Mode, Channel 159, 54Mbps

BE_5.825GHz_Sweep2_SM1_KP1_WLAN_5GHz



Final Result 1

Frequency (MHz)	MaxPeak (dBµV/m)	Meas. Time	Bandwidth (kHz)	Height (cm)	Polarization	Azimuth (deg)	Elevation (deg)	Corr. (dB)
5803.640000	99.2	100.0	1000.000	155.0	V	88.0	0.0	5.2

Final Result 2

Frequency (MHz)	Average (dBµV/m)	Meas. Time	Bandwidth (kHz)	Height (cm)	Polarization	Azimuth (deg)	Elevation (deg)	Corr. (dB)
5803.640000	87.8	100.0	1000.000	155.0	V	87.0	0.0	5.2