


Appendix 4. Photographs

This appendix contains the following photographs:

Photo Reference Number	Title
PHT/10295117JD06/001	Test configuration for the measurement of Specific Absorption Rate (SAR)
PHT/10295117JD06/002	Touch Left
PHT/10295117JD06/003	Tilt Left
PHT/10295117JD06/004	Touch Right
PHT/10295117JD06/005	Tilt Right
PHT/10295117JD06/006	Front of EUT Facing Phantom 10mm Separation
PHT/10295117JD06/007	Front of EUT Facing Phantom 15mm Separation
PHT/10295117JD06/008	Back of EUT Facing Phantom 10mm Separation
PHT/10295117JD06/009	Back of EUT Facing Phantom 15mm Separation
PHT/10295117JD06/010	Left Hand Side of EUT Facing Phantom
PHT/10295117JD06/011	Right Hand Side of EUT Facing Phantom
PHT/10295117JD06/012	Top View of EUT Facing Phantom
PHT/10295117JD06/013	Bottom View of EUT Facing Phantom
PHT/10295117JD06/014	Front View of EUT
PHT/10295117JD06/015	Back View of EUT
PHT/10295117JD06/016	Left Hand Side View of EUT
PHT/10295117JD06/017	Right Hand Side View of EUT
PHT/10295117JD06/018	Top View of EUT
PHT/10295117JD06/019	Bottom View of EUT
PHT/10295117JD06/020	Internal View of Conducted Sample
PHT/10295117JD06/021	Dummy Battery View
PHT/10295117JD06/022	900 Head Fluid Level
PHT/10295117JD06/023	900 Body Fluid Level
PHT/10295117JD06/024	1900 Head Fluid Level
PHT/10295117JD06/025	1900 Body Fluid Level
PHT/10295117JD06/026	2450 Head Fluid Level
PHT/10295117JD06/027	2450 Body Fluid Level
PHT/10295117JD06/028	5GHz Head Fluid Level
PHT/10295117JD06/029	5GHz Body Fluid Level


PHT/10295117JD06/001: Test configuration for the measurement of Specific Absorption Rate (SAR)



PHT/10295117JD06/002: Touch Left



PHT/10295117JD06/003: Tilt Left



PHT/10295117JD06/004: Touch Right



PHT/10295117JD06/005: Tilt Right



PHT/10295117JD06/006: Front of EUT Facing Phantom 10mm Separation




PHT/10295117JD06/007: Front of EUT Facing Phantom 15mm Separation



PHT/10295117JD06/008: Back of EUT Facing Phantom 10mm Separation



PHT/10295117JD06/009: Back of EUT Facing Phantom 15mm Separation




PHT/10295117JD06/010: Left Hand Side of EUT Facing Phantom




PHT/10295117JD06/011: Right Hand Side of EUT Facing Phantom



PHT/10295117JD06/012: Top View of EUT Facing Phantom



PHT/10295117JD06/013: Bottom View of EUT Facing Phantom



PHT/10295117JD06/014: Front View of EUT



PHT/10295117JD06/015: Back View of EUT




PHT/10295117JD06/016: Left Hand Side View of EUT




PHT/10295117JD06/017: Right Hand Side View of EUT



PHT/10295117JD06/018: Top View of EUT




PHT/10295117JD06/019: Bottom View of EUT




PHT/10295117JD06/020: Internal View of Conducted Sample




PHT/10295117JD06/021: Dummy Battery View




PHT/10295117JD06/022: 900 Head Fluid Level



PHT/10295117JD06/023: 900 Body Fluid Level



PHT/10295117JD06/024: 1900 Head Fluid Level




PHT/10295117JD06/025: 1900 Body Fluid Level



PHT/10295117JD06/026: 2450 Head Fluid Level



PHT/10295117JD06/027: 2450 Body Fluid Level



PHT/10295117JD06/028: 5GHz Head Fluid Level



PHT/10295117JD06/029: 5GHz Body Fluid Level

