


## APPENDIX 4. PHOTOGRAPHS


This appendix contains the following photographs:

Photo Reference Number	Title
PHT/ 10295122JD06/001	Test configuration for the measurement of Specific Absorption Rate (SAR)
PHT/ 10295122JD06/002	Touch Left
PHT/ 10295122JD06/003	Tilt Left
PHT/ 10295122JD06/004	Touch Right
PHT/ 10295122JD06/005	Tilt Right
PHT/ 10295122JD06/006	Front of EUT Facing Phantom 10mm Separation
PHT/ 10295122JD06/007	Front of EUT Facing Phantom 15mm Separation
PHT/ 10295122JD06/008	Back of EUT Facing Phantom 10mm Separation
PHT/ 10295122JD06/009	Back of EUT Facing Phantom 15mm Separation
PHT/ 10295122JD06/010	Left Hand Side of EUT Facing Phantom 10mm Separation
PHT/ 10295122JD06/011	Right Hand Side of EUT Facing Phantom 10mm Separation
PHT/ 10295122JD06/012	Top of EUT Facing Phantom 10mm Separation
PHT/ 10295122JD06/013	Bottom of EUT Facing Phantom 10mm Separation
PHT/ 10295122JD06/014	Front View of EUT
PHT/ 10295122JD06/015	Back View of EUT
PHT/ 10295122JD06/016	Left Hand Side View of EUT
PHT/ 10295122JD06/017	Right Hand Side View of EUT
PHT/ 10295122JD06/018	Top View of EUT
PHT/ 10295122JD06/019	Bottom View of EUT
PHT/ 10295122JD06/020	Internal View of Conducted Sample
PHT/ 10295122JD06/021	750/900 Head Fluid Level
PHT/ 10295122JD06/022	750/900 Body Fluid Level
PHT/ 10295122JD06/023	1800/1900 Head Fluid Level
PHT/ 10295122JD06/024	1800/1900 Body Fluid Level
PHT/ 10295122JD06/025	2450 Head Fluid Level
PHT/ 10295122JD06/026	2450 Body Fluid Level
PHT/ 10295122JD06/027	5GHz Head Fluid Level
PHT/ 10295122JD06/028	5GHz Body Fluid Level

**PHT/ 10295122JD06/001: Test configuration for the measurement of Specific Absorption Rate (SAR)**



**PHT/ 10295122JD06/002: Touch Left**



**PHT/ 10295122JD06/003: Tilt Left**




**PHT/ 10295122JD06/004: Touch Right**




**PHT/ 10295122JD06/005: Tilt Right**



**PHT/ 10295122JD06/006: Front of EUT Facing Phantom 10mm Separation**




**PHT/ 10295122JD06/007: Front of EUT Facing Phantom 15mm Separation**





**PHT/ 10295122JD06/008: Back of EUT Facing Phantom 10mm Separation**



**PHT/ 10295122JD06/009: Back of EUT Facing Phantom 15mm Separation**




**PHT/ 10295122JD06/010: Left Hand Side of EUT Facing Phantom 10mm Separation**



**PHT/ 10295122JD06/011: Right Hand Side of EUT Facing Phantom 10mm Separation**



**PHT/ 10295122JD06/012: Top of EUT Facing Phantom 10mm Separation**



**PHT/ 10295122JD06/013: Bottom of EUT Facing Phantom 10mm Separation**



**PHT/ 10295122JD06/014: Front View of EUT**




**PHT/ 10295122JD06/015: Back View of EUT**







**PHT/ 10295122JD06/016: Left Hand Side View of EUT**




**PHT/ 10295122JD06/017: Right Hand Side View of EUT**



**PHT/ 10295122JD06/018: Top View of EUT**




**PHT/ 10295122JD06/019: Bottom View of EUT**




**PHT/ 10295122JD06/020: Internal View of Conducted Sample**




**PHT/ 10295122JD06/021: 750/900 Head Fluid Level**



**PHT/ 10295122JD06/022: 750/900 Body Fluid Level**




**PHT/ 10295122JD06/023: 1800/1900 Head Fluid Level**







**PHT/ 10295122JD06/024: 1800/1900 Body Fluid Level**



**PHT/ 10295122JD06/025: 2450 Head Fluid Level**



**PHT/ 10295122JD06/026: 2450 Body Fluid Level**



**PHT/ 10295122JD06/027: 5GHz Head Fluid Level**



**PHT/ 10295122JD06/028: 5GHz Body Fluid Level**

