

Appendix 4. Photographs

This appendix contains the following photographs:

Photo Reference Number	Title
001	Test configuration for the measurement of Specific Absorption Rate (SAR)
002	Touch Left
003	Tilt Left
004	Touch Right
005	Tilt Right
006	Front of EUT Facing Phantom 10mm Separation
007	Front of EUT Facing Phantom 15mm Separation
008	Back of EUT Facing Phantom 10mm Separation
009	Back of EUT Facing Phantom 15mm Separation
010	Left Hand Side of EUT Facing Phantom
011	Right Hand Side of EUT Facing Phantom
012	Top View of EUT Facing Phantom
013	Bottom View of EUT Facing Phantom
014	Front View of EUT
015	Back View of EUT
016	Left Hand Side View of EUT
017	Right Hand Side View of EUT
018	Top View of EUT
019	Bottom View of EUT
020	Display View of Cellular Radiated SN: CB5A1Z7PBG
021	Display View of Cellular Radiated SN: CB5A1Z7PR3
022	Display View of Cellular Radiated SN: CB5A1Z7PAQ
023	Display View of Cellular Radiated SN: CB5A1Z7PPA
024	Display View of Cellular Radiated SN; CB5A1Z7PAR
025	Display View of Cellular Radiated SN: CB5A1Z7PQU
026	Display View of Cellular Radiated SN; CB5A1Z7PGU
027	Display View of WLAN Radiated SN: CB5A1Z7PJV
028	Display View of WLAN Radiated SN: CB5A1Z7PB4
029	Display View of WLAN Radiated SN: CB5A1Z7PPD
030	Internal View of Cellular Conducted SN: CB5A1Z7PRF
031	Internal View of Cellular Conducted SN: CB5A1Z7PGM
032	Internal View of Cellular Conducted SN: CB5A1Z6Z3P
033	Internal View of Cellular Conducted SN: CB5A1Z7PGT
034	Internal View of WLAN Conducted SN: CB5A1Z7PHB
035	Dummy Battery View

Photo Reference Number	Title
036	750/850/900 Head Fluid Level
037	750/850/900 Body Fluid Level
038	1800/1900 Head Fluid Level
039	1800/1900 Body Fluid Level
040	2450/2600 Head Fluid Level
041	2450/2600 Body Fluid Level
042	5GHz Head Fluid Level
043	5GHz Body Fluid Level

01: Test configuration for the measurement of Specific Absorption Rate (SAR)



02: Touch Left



03: Tilt Left




04: Touch Right




05: Tilt Right




06: Front of EUT Facing Phantom 10mm Separation




07: Front of EUT Facing Phantom 15mm Separation



08: Back of EUT Facing Phantom 10mm Separation



09: Back of EUT Facing Phantom 15mm Separation




010: Left Hand Side of EUT Facing Phantom



011: Right Hand Side of EUT Facing Phantom



012: Top View of EUT Facing Phantom



013: Bottom View of EUT Facing Phantom



014: Front View of EUT



015: Back View of EUT




016: Left Hand Side View of EUT




017: Right Hand Side View of EUT



018: Top View of EUT



019: Bottom View of EUT



020: Display View of Cellular Radiated SN: CB5A1Z7PBG



021: Display View of Cellular Radiated SN: CB5A1Z7PR3



022: Display View of Cellular Radiated SN: CB5A1Z7PAQ



023: Display View of Cellular Radiated SN: CB5A1Z7PPA



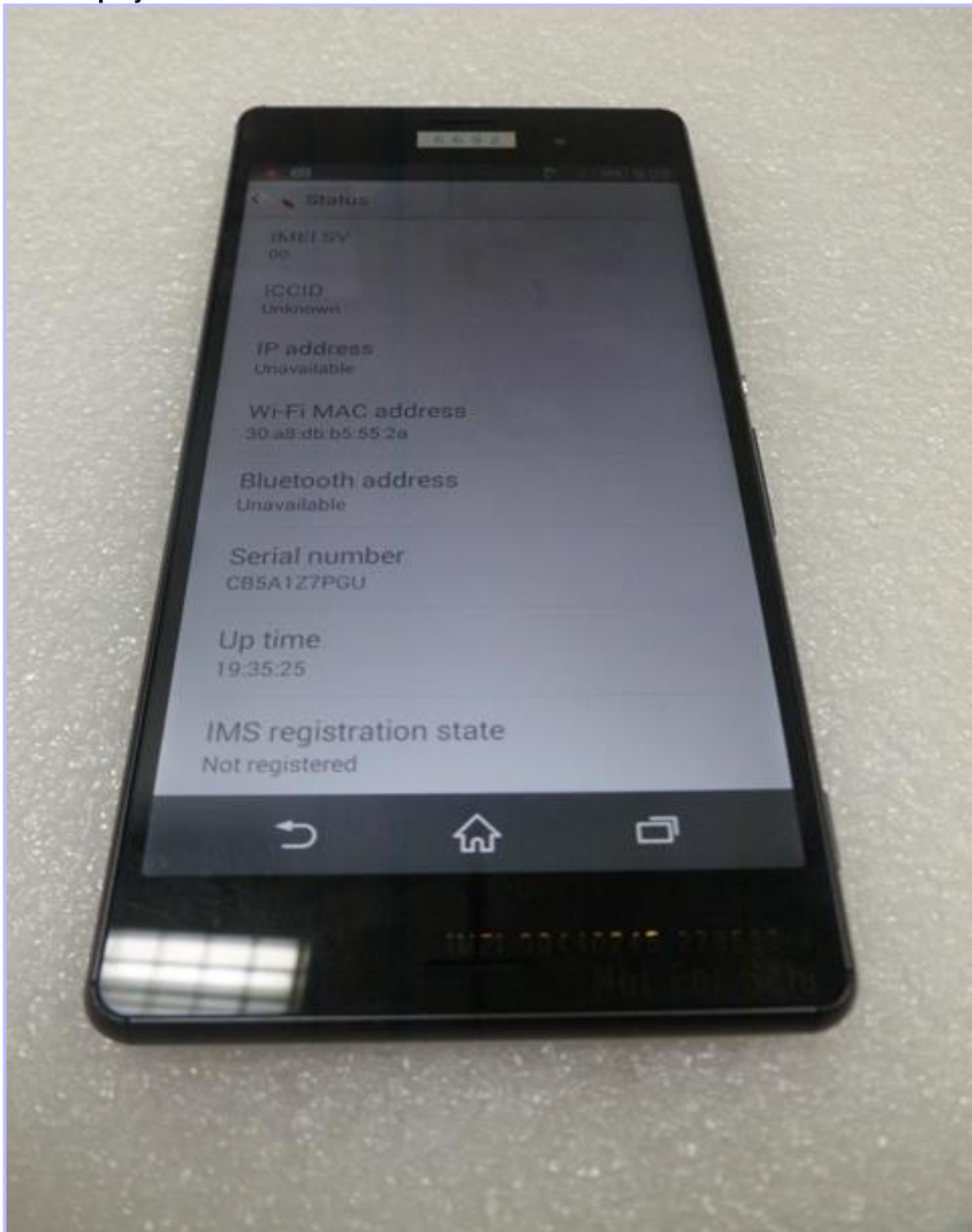
024: Display View of Cellular Radiated SN; CB5A1Z7PAR



025: Display View of Cellular Radiated SN: CB5A1Z7PQU



026: Display View of Cellular Radiated SN: CB5A1Z7PGU



027: Display View of WLAN Radiated SN: CB5A1Z7PJV



028: Display View of WLAN Radiated SN: CB5A1Z7PB4



029: Display View of WLAN Radiated SN: CB5A1Z7PPD



030: Internal View of Cellular Conducted SN: CB5A1Z7PRF



031: Internal View of Cellular Conducted SN:CB5A1Z7PGM



032: Internal View of Cellular Conducted SN: CB5A1Z6Z3P




033: Internal View of Cellular Conducted SN: CB5A1Z7PGT




034: Internal View of WLAN Conducted SN: CB5A1Z7PHB




035: Dummy Battery View




036: 900 Head Fluid Level




037: 900 Body Fluid Level




038: 1900 Head Fluid Level




039: 1900 Body Fluid Level



040: 2450 Head Fluid Level



041: 2450 Body Fluid Level



042: 5GHz Head Fluid Level



043: 5GHz Body Fluid Level

