

Annex C Photo documentation

Appendix to Test Report No.: 1-6965/13-16-02



Testing Laboratory

CETECOM ICT Services GmbH

Untertürkheimer Straße 6 – 10

66117 Saarbrücken/Germany

Phone: + 49 681 5 98 - 0

Fax: + 49 681 5 98 - 9075

Internet: <http://www.cetecom.com>

e-mail: ict@cetecom.com

Accredited Test Laboratory:

The testing laboratory (area of testing) is accredited according to DIN EN ISO/IEC 17025 (2005) by the Deutsche Akkreditierungsstelle GmbH (DAkkS)

The accreditation is valid for the scope of testing procedures as stated in the accreditation certificate with the registration number: D-PL-12076-01-01

Photo 1: Measurement System DASY 5



Photo 2: DUT - front view



Photo 3: DUT - side view



Photo 4: DUT - rear view




Photo 5: Test position left hand touched




Photo 6: Test position left hand touched



Photo 7: Test position left hand touched



Photo 8: Test position left hand tilted 15°




Photo 9: Test position left hand tilted 15°



Photo 10: Test position right hand touched




Photo 11: Test position right hand touched



Photo 12: Test position right hand touched



Photo 13: Test position right hand tilted 15°



Photo 14: Test position right hand tilted 15°



Photo 15: Test position body worn front side with 15 mm distance



Photo 16: Test position body worn rear side with 15 mm distance



Photo 17: Test position hotspot front side with 10 mm distance



Photo 18: Test position hotspot rear side with 10 mm distance



Photo 19: Test position hotspot right edge side with 10 mm distance



Photo 20: Test position hotspot left edge side with 10 mm distance



Photo 21: Test position hotspot top edge side with 10 mm distance



Photo 22: Test position hotspot bottom edge side with 10 mm distance




Photo 23: Antenna dimensions and separation distances

