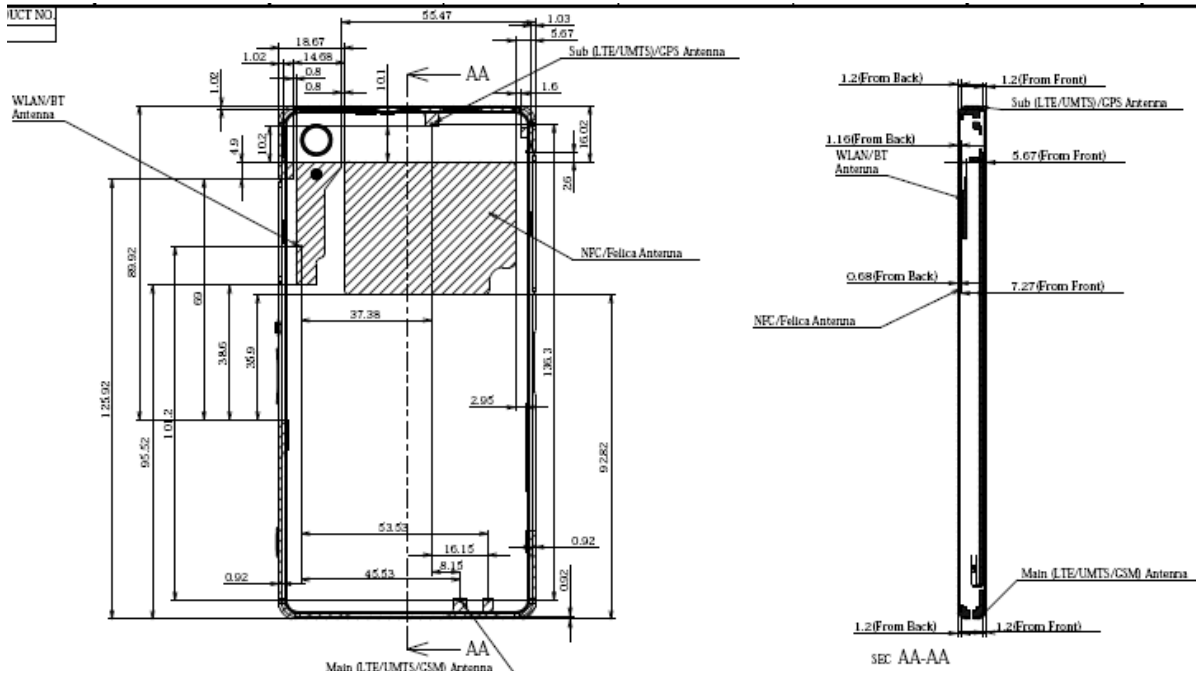




**Antenna Locations**




**Setup Photos**




**Photo 1:** Left Touch



**Photo 2:** Left Tilt




**Photo 3: Right Touch**



**Photo 4: Right Tilt**




**Photo 5:** Front 10 mm




**Photo 6:** Back 10 mm





**Photo 7:** Top Edge 10 mm




**Photo 8:** Left Edge 10 mm




**Photo 9:** Bottom Edge 10 mm




**Photo 10:** Right Edge 10 mm



**Photo 11:** 15cm Liquid Depth in SAM head



**Photo 12:** 15cm Liquid Depth in Flat Section of SAM Phantom



**Photo 13:** 15cm Liquid Depth in Elliptical Phantom