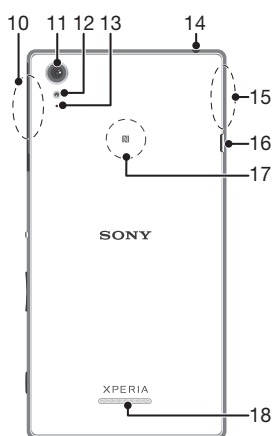
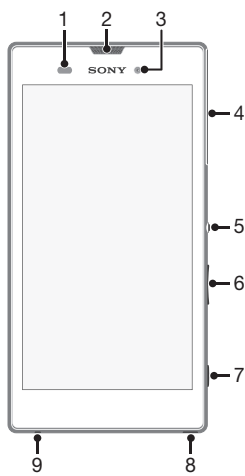


Important Information

Before you use your device, please read the *Important Information* provided in your device regarding warranty, safety and handling information.

Overview

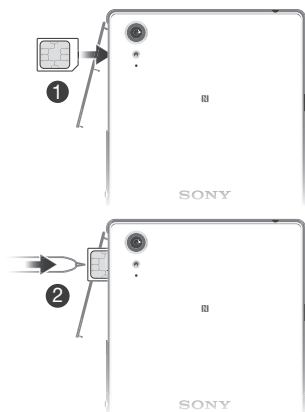


1. Proximity/Light sensor
2. Charging/Notification light/Ear speaker
3. Front camera lens
4. Micro SIM and memory card slot cover
5. Power key
6. Volume/Zoom key
7. Camera key
8. Strap hole
9. Microphone
10. Wi-Fi/Bluetooth antenna area
11. Main camera lens
12. Camera light
13. Second microphone
14. Headset jack
15. GPS antenna area
16. Port for charger/USB cable
17. NFC™ detection area
18. Speaker

Assembly

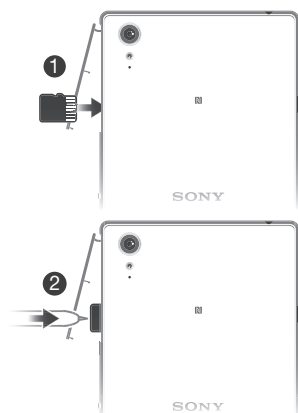
To insert the micro SIM card

- ! If you insert a micro SIM card while the device is powered on, the device restarts automatically.



- ! Use a fine-tipped pen or other similar tool to insert the micro SIM card.

To insert a memory card



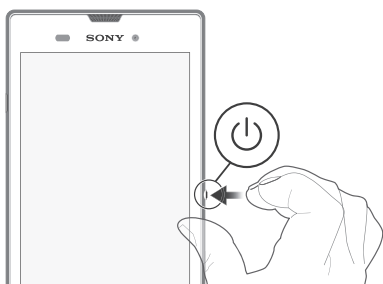
- ! Use a fine-tipped pen or other similar tool to insert the memory card.


Basics

Turning on the device

Make sure that the battery is charged for at least 30 minutes before you turn on the device for the first time.


To turn on the device



- 1 Press and hold down the power key  until the device vibrates.
- 2 Wait a while for the device to start.

Waking up the screen

To activate the screen

- Briefly press the power key .



Setting up your device

Setup guide

The first time you start your device, a setup guide opens to help you configure basic settings, sign in to some accounts

(for example, your Google™ account), and personalise your device. You can also manually access the setup guide at a later stage.



To access the setup guide manually

- 1 From the Home screen, tap .
- 2 Tap  > Setup guide.

Accessing settings

View and change settings for your device from the Settings menu. The Settings menu is accessible from both the Application screen and the Quick settings panel.

To access your device settings

- 1 From your Home screen, tap .
- 2 Find and tap .

Transferring your contacts

Xperia™ Transfer and Contacts Setup are applications within the PC Companion and the Sony Bridge for Mac computer programs that help you to collect contacts from your old device and transfer them to your new device. These applications support several device brands, including iPhone, Samsung, HTC, BlackBerry, LG, Motorola and Nokia. You need:

- An Internet-connected computer.
- A USB cable for your old device.
- A USB cable for your new Android™ device.
- Your old device.
- Your new Android™ device.

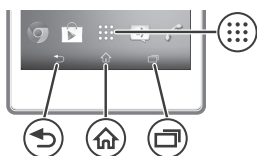
To transfer contacts to your new device





- 1 Search and download PC Companion (on a PC) or Bridge for Mac (on a Mac computer) from www.sonymobile.com if the application is not already installed.
- 2 After successful installation, open the PC Companion application or the Sony Bridge for Mac application, then click *Xperia™ Transfer* or *Contacts Setup* and follow the relevant instructions to transfer your contacts.

Finding your way







Using the keys



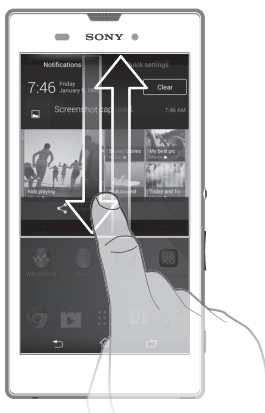
-  **Back navigation key**
 - Go back to the previous screen within an application or close the application.
-  **Home navigation key**
 - Exit an application and go back to the Home screen.
-  **Task navigation key**
 - Open the recently used applications window and the small apps bar.
-  **Application screen**
 - Open the Application screen.


Basic applications and settings

-  Make phone calls by dialling the number manually or by using the smart dial function.
-  Use the Messaging application to send and receive text and multimedia messages.
-  Go to Google Play™ to download free and paid applications for your device.
-  Optimise the device settings to suit your own requirements.

Status and notifications

To open or close the Notification panel



-  Drag down two fingers instead of one to open the Quick settings panel instead.

Support on the web



Visit www.sonymobile.com/support to access a range of support options for your device, including downloads, troubleshooting tips and a User guide.

Legal information

Sony D5102/D5103/D5106

Publication number: 1281-5220.1

This Startup guide is published by Sony Mobile Communications AB or its local affiliated company, without any warranty. Improvements and changes to this Startup guide necessitated by typographical errors, inaccuracies of current information, or improvements to programs and/or equipment, may be made by Sony Mobile Communications AB at any time and without notice. Such changes will, however, be incorporated into new editions of this Startup guide. All illustrations are for illustration only and may not accurately depict the actual device.

See regulatory information such as the CE mark in the relevant label tray in the device.

All product and company names mentioned herein are the trademarks or registered trademarks of their respective owners. All other trademarks are property of their respective owners. Any rights not expressly granted herein are reserved. Visit www.sonymobile.com/us/legal/ for more information.

Product compliance: This product has been manufactured by or on behalf of Sony Mobile Communications, Mobilvägen, SE-221 88 Lund, Sweden. Inquiries related to product compliance based on national legislation shall be addressed to Sony Mobile Quality Officer, Sony Mobile Communications AB, Mobilvägen, SE-221 88 Lund, Sweden. For any service or guarantee matters, please refer to the contact details provided in the separate service or guarantee documents.

© 2014 Sony Mobile Communications AB. All rights reserved.
FCC Caution: Your device can only connect to an FCC approved access point when using 5 GHz WLAN for indoor and outdoor operation. This is because operation in the 5.15 GHz to 5.25 GHz frequency band is only permitted for indoor use.

To view the CE mark and the FCC ID



- 1 Detach the micro SIM and memory card slot cover.
- 2 Place a fingernail under the right or left edge of the label tray, then drag the tray outwards. The information is displayed on the tray.

SONY[®]

Startup guide

Xperia™ T3
D5102/D5103/D5106

XPERIA

Sony Mobile Communications AB
SE-221 88 Lund, Sweden
www.sonymobile.com

SONY®



SAR Information
FCC Statement
Declaration of Conformity

Sony D5102

UMTS HSPA Band 1 2 5 8 GSM GPRS/EDGE
850/900/1800/1900

Important Information

United States & Canada

THIS PHONE MODEL HAS BEEN CERTIFIED IN COMPLIANCE WITH THE GOVERNMENT'S REQUIREMENTS FOR EXPOSURE TO RADIO WAVES.

The D5102 Series mobile phones have been designed to comply with applicable safety requirements for exposure to radio waves. Your wireless phone is a radio transmitter and receiver. It is designed to not exceed the limits* of exposure to radio frequency (RF) energy set by governmental authorities. These limits establish permitted levels of RF energy for the general population. The guidelines are based on standards that were developed by international scientific organizations through periodic and thorough evaluation of scientific studies. The standards include a safety margin designed to assure the safety of all individuals, regardless of age and health.

The radio wave exposure guidelines employ a unit of measurement known as the Specific Absorption Rate (SAR). Tests for SAR are conducted using standardized methods with the phone transmitting at its highest certified power level in all used frequency bands. While there may be differences between the SAR levels of various phone models, they are all designed to meet the relevant guidelines for exposure to radio waves. For more information on SAR, please refer to the Important Information chapter in the User Guide.

The highest SAR value as reported to the authorities for this phone model when tested for use by the ear is 0.480 W/kg*, and when worn on the body is 1.131 W/kg*. For body-worn operation, the phone has been tested when positioned a minimum of 15 mm from the body without any metal parts in the vicinity of the phone or when properly used with an appropriate accessory and worn on the body. For devices which include "WiFi hotspot" functionality, SAR measurements for the device operating in WiFi hotspot mode were taken using a separation distance of 10 mm. Use of third-party

accessories may result in different SAR levels than those reported.

****Before a phone model is available for sale to the public in the US, it must be tested and certified by the Federal Communications Commission (FCC) that it does not exceed the limit established by the government-adopted requirement for safe exposure*. The tests are performed in positions and locations (i.e., by the ear and worn on the body) as required by the FCC for each model. The FCC has granted an Equipment Authorization for this phone model with all reported SAR levels evaluated as in compliance with the FCC RF exposure guidelines. While there may be differences between the SAR levels of various phones, all mobile phones granted an FCC equipment authorization meet the government requirement for safe exposure. SAR information on this phone model is on file at the FCC and can be found under the Display Grant section of <http://transition.fcc.gov/oet/ea/fccid> after searching on FCC ID PY7PM-0732. Additional information on SAR can be found on the Mobile Manufacturers Forum EMF website at <http://www.emfexplained.info/>.**

** In the United States and Canada, the SAR limit for mobile phones used by the public is 1.6 watts/kilogram (W/kg) averaged over one gram of tissue. The standard incorporates a margin of safety to give additional protection for the public and to account for any variations in measurements.*

****This paragraph is only applicable to authorities and customers in the United States.**

Renseignements importants

États-Unis et Canada

CE MODÈLE DE TÉLÉPHONE A ÉTÉ CERTIFIÉ CONFORME AUX EXIGENCES GOUVERNEMENTALES RELATIVES À L'EXPOSITION AUX ONDES RADIOÉLECTRIQUES.

Les téléphones mobiles de la D5102 ont été conçus pour répondre aux normes de sécurité en vigueur en matière d'exposition aux ondes radioélectriques. Votre téléphone sans fil est un émetteur et un récepteur radio. Il est conçu de manière à ne pas dépasser les limites* d'exposition à l'énergie des fréquences radio (RF) établies par les autorités gouvernementales. Ces limites fixent les niveaux maximaux d'énergie RF auxquels peut être soumis le grand public. Ces lignes directrices sont basées sur des normes qui ont été élaborées par des organisations scientifiques internationales par le biais d'évaluations périodiques et approfondies des études scientifiques. Ces normes prévoient une marge de sécurité visant à assurer la protection de tous les individus, peu importe leur âge et leur état de santé.

Les lignes directrices relatives à l'exposition aux ondes radioélectriques utilisent une unité de mesure appelée « Taux d'absorption spécifique » (TAS). Les tests de TAS sont effectués selon des méthodes standardisées dans lesquelles le téléphone émet dans toutes les bandes de fréquences utilisées, à la plus forte puissance pour laquelle il a été homologué. Bien que le TAS puisse être différent d'un modèle de téléphone à un autre, tous les appareils sont conçus pour respecter les lignes directrices relatives aux ondes radioélectriques. Pour en savoir plus sur le DAS, reportez-vous au chapitre sur les renseignements importants du guide de l'utilisateur.

Le DAS le plus élevé relevé par les autorités pour ce modèle de téléphone est de 0.480 W/kg* lorsqu'il est testé en utilisation près de l'oreille, et de 1.131 W/kg* lorsqu'il est porté sur le corps. En mode d'utilisation porté sur le corps, le téléphone a été testé lorsqu'il est à au moins 15 mm du corps et à l'écart de toute pièce en métal, ou lorsqu'il est utilisé de façon adéquate

avec un accessoire et porté sur le corps. Pour les appareils munis de la fonctionnalité « point d'accès WiFi », les mesures du DAS de l'appareil en mode WiFi ont été prises à une distance de sécurité de 10 mm. L'utilisation d'accessoires tiers peut produire des niveaux de DAS différents de ceux relevés.

**Avant qu'un modèle de téléphone ne soit mis en vente auprès du public aux États-Unis, la Commission fédérale des communications (CFC) doit le tester et certifier qu'il respecte les limites fixées dans les exigences gouvernementales d'exposition sans danger*. Pour chaque modèle, les tests sont effectués en position et aux endroits d'usage (c.-à-d. près de l'oreille et porté sur le corps), tel que requis par la CFC. La CFC a accordé une autorisation d'équipement pour ce modèle de téléphone, après que tous les niveaux de TAS indiqués aient été évalués et considérés conformes aux lignes directrices de la CFC en matière d'exposition aux radiofréquences. Même s'il peut y avoir des différences entre les niveaux de TAS des différents téléphones, tous les téléphones mobiles auxquels la CFC a accordé une autorisation d'équipement répondent aux normes gouvernementales en matière d'exposition sans danger. La CFC conserve dans ses dossiers l'information relative aux TAS relevés pour ce modèle de téléphone. Vous pouvez la consulter au <http://transition.fcc.gov/oet/ea/fccid> sous la rubrique « Display Grant », après avoir effectué une recherche sur CFC ID PY7PM-0732. Vous trouverez des renseignements supplémentaires concernant le DAS sur le site Web du Mobile Manufacturers Forum MMF au <http://www.emfexplained.info/>.

** Aux États-Unis et au Canada, la limite de TAS des téléphones mobiles utilisés par le public est de 1,6 watt/kg (W/kg) en moyenne sur un gramme de tissus. Cette norme comporte une marge importante de sécurité afin d'assurer une protection supplémentaire et de tenir compte de toute variation dans les mesures.*

***Ce paragraphe ne concerne que les autorités et les clients des États-Unis.*

Información importante

Estados Unidos y Canadá

ESTE MODELO DE TELÉFONO HA SIDO CERTIFICADO CONFORME A LOS REQUISITOS GUBERNAMENTALES PARA LA EXPOSICIÓN A ONDAS DE RADIO.

Los teléfonos móviles de la Serie D5102 han sido diseñados según los requisitos de seguridad aplicables para la exposición a ondas de radio. Su teléfono inalámbrico es un transmisor y receptor de radio. Está diseñado para no superar los límites* de exposición a energía de radiofrecuencia (RF) fijados por las autoridades gubernamentales. Estos límites establecen los niveles permitidos de energía de RF para la población general. Las especificaciones se basan en los estándares desarrollados por organizaciones científicas internacionales mediante evaluaciones periódicas y minuciosas de estudios científicos. Los estándares incluyen un margen de seguridad destinado a garantizar la seguridad de todas las personas, independientemente de la edad y de la salud.

Las especificaciones de la exposición a ondas de radio emplean una unidad de medida conocida como la Tasa específica de absorción (SAR, por su sigla en inglés). Las pruebas de SAR se llevan a cabo mediante el uso de métodos estandarizados con la transmisión telefónica al más alto nivel de energía registrado en todas las bandas de frecuencia utilizadas. Aunque es posible que haya diferencias entre los niveles de SAR de los diferentes modelos de teléfonos, todos están diseñados para cumplir con las especificaciones correspondientes de la exposición a ondas de radio. Para obtener más información sobre SAR, consulte el capítulo sobre información importante en la guía del usuario.

Según se reportó a las autoridades, el valor más alto de SAR de este modelo de teléfono cuando se probó usándolo cerca del oído es de 0.480 W/kg* y al usarlo en el cuerpo es de 1.131 W/kg*. Para su uso cerca del cuerpo, el teléfono ha sido probado para su funcionamiento a una distancia mínima de 15 mm (0,59 pulg.) del cuerpo, sin que haya piezas metálicas cerca

del teléfono o cuando se utiliza correctamente con el accesorio adecuado. Para los dispositivos que incluyen la funcionalidad "Zona activa WiFi", las medidas SAR para el dispositivo en modo de zona activa WiFi se tomaron con una distancia de separación de 10 mm (0,39 pulg.). El uso de accesorios de terceros puede provocar niveles de SAR diferentes a los informados.

**Antes de que un modelo de teléfono se encuentre disponible para la venta al público en los Estados Unidos, la Comisión federal de telecomunicaciones (FCC) debe aprobarlo y certificar que no supera el límite establecido por el requisito adoptado por el gobierno para una exposición segura*. Las pruebas se llevan a cabo en posiciones y ubicaciones (es decir, cerca del oído y cerca del cuerpo) según lo requiere la FCC para cada modelo. La FCC ha otorgado una Autorización de equipo para este modelo de teléfono con todos los niveles de SAR reportados, los cuales fueron evaluados conforme a las especificaciones de exposición a RF de la FCC. Aunque es posible que haya diferencias entre los niveles de SAR de los diferentes teléfonos, todos los teléfonos móviles que cuentan con una autorización de equipo de la FCC cumplen con los requisitos gubernamentales para la exposición segura. La información sobre SAR de este modelo de teléfono está archivada en la FCC y puede encontrarla en la sección Display Grant (Mostrar subvención) en <http://transition.fcc.gov/oet/ea/fccid> después de buscar la ID PY7PM-0732 de la FCC. Si desea obtener información adicional sobre SAR, visite el sitio Web de EMF del foro de fabricantes de dispositivos móviles en <http://www.emfexplained.info/>.

** En los Estados Unidos y Canadá, el límite de SAR de los teléfonos móviles utilizados por el público es de 1.6 watts/kilogramo (W/kg) promediados sobre un gramo de tejido. El estándar incluye un margen de seguridad para proporcionarle una protección adicional al público y para tomar en cuenta cualquier variación en las medidas.*

***Este párrafo se aplica únicamente a autoridades y clientes de los Estados Unidos.*

Important Information

Latin & South America

Radio wave exposure and Specific Absorption Rate (SAR) information

This mobile phone model D5102 has been designed to comply with applicable safety requirements for exposure to radio waves. These requirements are based on scientific guidelines that include safety margins designed to assure the safety of all persons, regardless of age and health.

The radio wave exposure guidelines employ a unit of measurement known as the Specific Absorption Rate, or SAR. Tests for SAR are conducted using standardized methods with the phone transmitting at its highest certified power level in all used frequency bands.

While there may be differences between the SAR levels of various phone models, they are all designed to meet the relevant guidelines for exposure to radio waves.

For more information on SAR, please refer to the Important Information chapter in the User Guide.

SAR data information for residents in countries that have adopted the SAR limit recommended by the International Commission of Non-Ionizing Radiation Protection (ICNIRP), which is 2 W/kg averaged over ten (10) gram of tissue (for example European Union, Japan, Brazil and New Zealand). For body worn operation, this phone has been tested and meets RF exposure guidelines when used with an accessory that contains no metal and that positions the handset a minimum of 15 mm from the body. Use of other accessories may not ensure compliance with RF exposure guidelines.

The highest SAR value for this model phone when tested by Sony for use at the ear is 0.431 W/kg (10g). In the case where the phone is worn directly on the body, the highest tested SAR value is 0.851 W/kg (10g).

Información importante

América Latina y América del Sur

Información sobre exposición a ondas de radio y tasas específicas de absorción (SAR)

Este modelo de teléfono móvil D5102 ha sido diseñado según los requisitos de seguridad aplicables para la exposición a ondas de radio. Estos requisitos se basan en especificaciones científicas que incluyen márgenes de seguridad diseñados para garantizar la seguridad de todas las personas, independientemente de la edad y la salud.

Las especificaciones de la exposición a ondas de radio emplean una unidad de medida conocida como la Tasa específica de absorción o SAR. Las pruebas de SAR se llevan a cabo mediante el uso de métodos estandarizados con la transmisión telefónica al más alto nivel de energía registrado en todas las bandas de frecuencia utilizadas.

Aunque es posible que haya diferencias entre los niveles de SAR de los diferentes modelos de teléfonos, todos están diseñados para cumplir con las especificaciones correspondientes de la exposición a ondas de radio.

Para obtener más información sobre SAR, consulte el capítulo sobre información importante en la guía del usuario.

La información sobre SAR para residentes en países que han adoptado el límite recomendado de SAR según la Comisión internacional sobre la protección contra las radiaciones no ionizantes (CNIRP), que es 2 W/kg promediado en diez (10) gramos de tejido corporal (por ejemplo, Unión Europea, Japón, Brasil y Nueva Zelanda). Para su uso cerca del cuerpo, el teléfono ha sido probado para su funcionamiento a una distancia mínima de 15 mm del cuerpo y cumple con las especificaciones de exposición a RF cuando se utiliza con un accesorio que no contiene metales. Es posible que el uso de otros accesorios no garantice el cumplimiento de las especificaciones de exposición a RF.

El valor de SAR más alto para este modelo de teléfono probado por Sony para usar en el oído es 0.431 W/kg (10g). En

caso de que el teléfono se utilice directamente cerca del cuerpo, el valor de SAR más alto probado es 0.851 W/kg (10g).

Informações importantes

América Latina e do Sul

Informações sobre exposição a ondas de rádio e Taxa de Absorção Específica (SAR)

Este celular modelo D5102 foi projetado de modo a estar em conformidade com os requisitos de segurança aplicáveis para exposição a ondas de rádio. Esses requisitos se baseiam em diretrizes científicas que incluem margens de segurança projetadas para garantir a segurança de todas as pessoas, independentemente da idade e do estado de saúde.

As diretrizes de exposição a ondas de rádio empregam uma unidade de medida conhecida como Taxa de Absorção Específica, ou SAR. Os testes relacionados à SAR são conduzidos com métodos padronizados em que o celular transmite com seu nível de potência certificado mais alto em todas as bandas de frequência utilizadas.

Embora possa haver diferenças entre os níveis de SAR dos vários modelos de celular, todos eles foram projetados para atender às diretrizes relevantes de exposição a ondas de rádio.

Para obter mais informações sobre SAR, consulte o capítulo Informações importantes no Manual do usuário.

Informações de dados de SAR para residentes em países que adotaram o limite de SAR recomendado pela Comissão Internacional de Proteção contra as Radiações Não-Ionizantes (ICNIRP), cuja média é de 2 W/kg por 10 (dez) gramas de tecido (por exemplo, União Europeia, Japão, Brasil e Nova Zelândia). Para operação próximo ao corpo, este celular foi testado e cumpre as diretrizes de exposição à RF quando usado com um acessório que não contenha metal e com o aparelho posicionado a, no mínimo, 15 mm do corpo. O uso de outros acessórios pode não garantir a conformidade com as diretrizes de exposição à RF.

O mais alto valor de SAR deste modelo de celular quando testado pela Sony para uso ao ouvido é de 0.431 W/kg (10 g). Nos casos em que o celular é usado em contato direto com o corpo, o valor de SAR mais alto testado é de 0.851 W/kg (10 g).

///



Anguilla	1-800-080-9518 (Toll Free)	questions.CO@support.sonymobile.com
Antigua and Barbuda	1-800-081-9518 (Toll Free)	questions.CO@support.sonymobile.com
Argentina	0800-333-7427 (número gratuito)	questions.CO@support.sonymobile.com
Australia	1300 650-050 (Toll Free)	questions.AU@support.sonymobile.com
The Bahamas	1-800-205-6062 (Toll Free)	questions.CO@support.sonymobile.com
Barbados	1-800-082-9518 (Toll Free)	questions.CO@support.sonymobile.com
Belgique/België	02-0745 1611	questions.BE@support.sonymobile.com
Belize	AN 815, PIN 5597 (Toll Free)	questions.CO@support.sonymobile.com
Bermuda	1-800-083-9518 (Toll Free)	questions.CO@support.sonymobile.com
Bolivia	800-100-542 (número gratuito)	questions.CO@support.sonymobile.com
Brasil	4001-0444 (Capitais e regiões metropolitanas) 0800 884 0444 (Demais regiões)	questions.BR@support.sonymobile.com
Canada	1 866 766 9374 (Toll Free / sans frais)	questions.CA@support.sonymobile.com
Cayman Islands	1-800-084-9518 (Toll Free)	questions.CO@support.sonymobile.com

Central and Southern Africa	+27 11 506 0123	questions.CF@support.sonymobile.com
Česká republika	844 550 055	questions.CZ@support.sonymobile.com
Chile	800-646-425 (número gratuito)	questions.CO@support.sonymobile.com
Colombia	01800-0966-080 (número gratuito)	questions.CO@support.sonymobile.com
Costa Rica	0 800 011 0400 (número gratuito)	questions.CO@support.sonymobile.com
Danmark	3331 2828	questions.DK@support.sonymobile.com
Deutschland	0180 534 2020 (ortsübliche Gebühren)	questions.DE@support.sonymobile.com
Dominica	1-800-085-9518 (Toll Free)	questions.CO@support.sonymobile.com
Ecuador	1-800-0102-50 (número gratuito)	questions.CO@support.sonymobile.com
Eesti	06 032 032	questions.EE@support.sonymobile.com
Egypt/مصر	16727	questions.EG@support.sonymobile.com
Ελλάδα	801 11 810 810 +30 210 899 19 19 (από κινητό τηλέφωνο)	questions.GR@support.sonymobile.com
El Salvador	800-6323 (número gratuito)	questions.CO@support.sonymobile.com
España	902 180 576 (tarifa local)	questions.ES@support.sonymobile.com
France	09 69 32 21 21 09 69 32 21 22 (Xperia™ uniquement)	questions.FR@support.sonymobile.com
Guatemala	1-800-300-0057 (número gratuito)	questions.CO@support.sonymobile.com

Haïti/Ayiti	AN 193, PIN 5598 (numéro gratuit / nimewo gratis)	questions.CO@support.sonymobile.com
Honduras	AN 8000122, PIN 5599 (numéro gratuito)	questions.CO@support.sonymobile.com
Hong Kong/ 香港	+852 8203 8863	questions.HK@support.sonymobile.com
Hrvatska	062 000 000	questions.HR@support.sonymobile.com
India/भारत	1800 11 1800 (Toll Free) +91 (011) 39011111	questions.IN@support.sonymobile.com
Indonesia	+62 21 2935 7669	questions.ID@support.sonymobile.com
Ireland	1850 545 888 (Local rate)	questions.IE@support.sonymobile.com
Italia	06 48895206 (tariffa locale)	questions.IT@support.sonymobile.com
Jamaica	1-800-442-3471 (Toll Free)	questions.CO@support.sonymobile.com
Κύπρος/Cy- prus	0800 90 909	questions.CY@support.sonymobile.com
Latvija	67 21 43 01	questions.LV@support.sonymobile.com
Lietuva	8 700 55030	questions.LT@support.sonymobile.com
Magyarország	01 880 47 47	questions.HU@support.sonymobile.com
Malaysia	1 800-88-7666	questions.MY@support.sonymobile.com
Maroc/ المغرب	+212 2 2958 344	questions.MA@support.sonymobile.com
México	0 1800 000 4722 (numéro gratuito)	questions.MX@support.sonymobile.com
Nederland	0900 8998318	questions.NL@support.sonymobile.com
Nederlandse Antillen	001-866-509-8660 (gratis nummer)	questions.CO@support.sonymobile.com
New Zealand	0800-100-150 (Toll Free)	questions.NZ@support.sonymobile.com

Nicaragua	AN 1800-0166, PIN 5600 (número gratuito)	questions.CO@support.sonymobile.com
Norge	815 00 840 (lokaltakst)	questions.NO@support.sonymobile.com
Österreich	0810 200 245	questions.AT@support.sonymobile.com
Pakistan/ پاکستان	021 - 111 22 55 73	questions.PK@support.sonymobile.com
Panamá	00800-787-0009 (número gratuito)	questions.CO@support.sonymobile.com
Paraguay	009 800 54 20032 (número gratuito)	questions.CO@support.sonymobile.com
Perú	0800-532-38 (número gratuito)	questions.CO@support.sonymobile.com
Philippines/ Pilipinas	+632 479 9777 or 1800 1 853 7669	questions.PH@support.sonymobile.com
Polska	+48 22 22 77 444	questions.PL@support.sonymobile.com
Portugal	808 204 466 (chamada local)	questions.PT@support.sonymobile.com
República Dominicana	1-800-751-3370 (número gratuito)	questions.CO@support.sonymobile.com
România	+40 21 401 0401	questions.RO@support.sonymobile.com
Saint Kitts and Nevis	1-800-087-9518 (Toll Free)	questions.CO@support.sonymobile.com
Saint Vincent and the Grenadines	1-800-088-9518 (Toll Free)	questions.CO@support.sonymobile.com
Schweiz/Suisse/Svizzera	0848 824 040	questions.CH@support.sonymobile.com
Singapore	+65 6744 0733	questions.SG@support.sonymobile.com
Slovenia	0800 81291	questions.si@support.sonymobile.com
Slovensko	02 5443 6443	questions.SK@support.sonymobile.com
South Africa	0861 632222	questions.ZA@support.sonymobile.com
South Korea/ 대한민국	(+82) 1588 4170	questions.KO@support.sonymobile.com
Suomi		questions.FI@support.sonymobile.com

Sverige	013 24 45 00 (lokal taxa)	questions.SE@support.sonymobile.com
Thailand	001 800 852 7663 or 02401 3030	questions.CO@support.sonymobile.com
Trinidad and Tobago	1-800-080-9521 (Toll Free)	questions.CO@support.sonymobile.com
Türkiye	+90 212 473 77 77	questions.TR@support.sonymobile.com
United Kingdom	08705 237 237 (Local rate)	questions.GB@support.sonymobile.com
United States	1 866 766 9374	questions.US@support.sonymobile.com
Uruguay	000-401-787-013 (número gratuito)	questions.CO@support.sonymobile.com
Venezuela	0-800-1-00-2250 (número gratuito)	questions.CO@support.sonymobile.com
Việt Nam	1800 588 885 (miễn phí)	sev.cic@ap.sony.com
България	0800 1 8778	questions.BG@support.sonymobile.com
Россия	8-800-1008022	questions.RU@support.sonymobile.com
Україна	+38 044 590 1515	questions.UA@support.sonymobile.com
الأردن	+971 4 3919 880	questions.JO@support.sonymobile.com
الإمارات العربية المتحدة	+971 4 3919 880 (UAE)	questions.AE@support.sonymobile.com
الكويت	+971 4 3919 880	questions.KW@support.sonymobile.com
المملكة العربية السعودية	800-8200-727	questions.SA@support.sonymobile.com
中国	+86 400 810 0000	questions.CN@sonymobile.com
台灣	+886 2 25625511	questions.TW@support.sonymobile.com
ไทย	02 2483 030	questions.TH@support.sonymobile.com

FCC Statement

This device complies with Part 15 of the FCC rules. Operation is subject to the following two conditions:



(1) This device may not cause harmful interference, and (2) This device must accept any interference received, including interference that may cause undesired operation. Any change or modification not expressly approved by Sony may void the user's authority to operate the equipment.

This equipment has been tested and found to comply with the limits for a Class B digital device, pursuant to Part 15 of the FCC Rules. These limits are designed to provide reasonable protection against harmful interference in a residential installation. This equipment generates, uses and can radiate radio frequency energy and, if not installed and used in accordance with the instructions, may cause harmful interference to radio communications. However, there is no guarantee that interference will not occur in a particular installation.

If this equipment does cause harmful interference to radio or television reception, which can be determined by turning the equipment off and on, the user is encouraged to try to correct the interference by one or more of the following measures:

- Reorient or relocate the receiving antenna.
- Increase the separation between the equipment and receiver.
- Connect the equipment into an outlet on a circuit different from that to which the receiver is connected.
- Consult the dealer or an experienced radio/TV technician for help.

Industry Canada Statement

This device complies with RSS-210 of Industry Canada.

Operation is subject to the following two conditions: (1) this device may not cause interference, and (2) this device must accept any interference, including interference that may cause undesired operation of the device.

This Class B digital apparatus complies with Canadian ICES-003.

Cet appareil numérique de la classe B est conforme à la norme NMB-003 du Canada.

Operation in the band 5150-5250 MHz is only for indoor use to reduce the potential for harmful interference to co-channel mobile satellite systems. Please note that high-power radars are allocated as primary users (i.e. priority users) of the bands 5250-5350 MHz and 5650-5850 MHz and that these radars could cause interference and/or damage to LE-LAN devices.

Avis d'industrie Canada

Le présent appareil est conforme aux CNR d'Industrie Canada applicables aux appareils radio exempts de licence.

L'exploitation est autorisée aux deux conditions suivantes: (1) l'appareil ne doit pas produire de brouillage, et, and (2) l'utilisateur de l'appareil doit accepter tout brouillage radioélectrique subi, même si le brouillage est susceptible d'en compromettre le fonctionnement.

Declaration of Conformity for D5102

We, Sony Mobile Communications AB of
Nya Vattentorget

SE-221 88 Lund, Sweden

declare under our sole responsibility that our product

Sony type PM-0732-BV

and in combination with our accessories, to which this declaration relates is in conformity with the appropriate standards EN 301 489-3:V1.6.1, EN 301 489-7:V1.3.1, EN 301 489-17:V2.2.1, EN 301 489-24:V1.5.1, EN 300 328:V1.8.1, EN 300 440-2:V1.4.1, EN 301 511:V9.0.2, EN 301 893:V1.7.1, EN 301 908-1:V5.2.1, EN 301 908-2:V5.2.1, EN 302 291-2:V1.1.1, EN 62209-1:2006, EN 62209-2:2010 and EN 60950-1:2006+A11:2009+A1:2010+A12:2011 following the provisions of, Radio Equipment and Telecommunication Terminal Equipment directive 1999/5/EC.

Lund, April 2014

CE 0682 



Pär Thuresson,
Quality Officer, SVP, Quality & Customer Services

We fulfil the requirements of the R&TTE Directive
(1999/5/EC).

Ce produit est conforme aux directives de R&TTE
(1999/5/EC).

Cumplimos con los requisitos de la Directiva R&TTE – Normas sobre equipos de terminales de radio y telecomunicaciones **(1999/5/EC)**.

Atendemos aos requisitos da Diretriz R&TTE **(1999/5/EC)**.

www.sonymobile.com

SONY®

Sony Mobile Communications AB
SE-221 88 Lund, Sweden