



The Photos of SAR test

No. I14Z45356-SEM01

For

Sony Mobile Communications (China) Co. Ltd

GSM/WCDMA/LTE mobile phone

With

Hardware Version: A

Software Version: 14.3.B.0.53 (Main antenna)

s_atp_1_32_2_18_a (WLAN antenna)

FCC ID: PY7PM-0611

Issued Date: 2014-04-04



Note:

The test results in this test report relate only to the devices specified in this report. This report shall not be reproduced except in full without the written approval of TMC Beijing.

Test Laboratory:

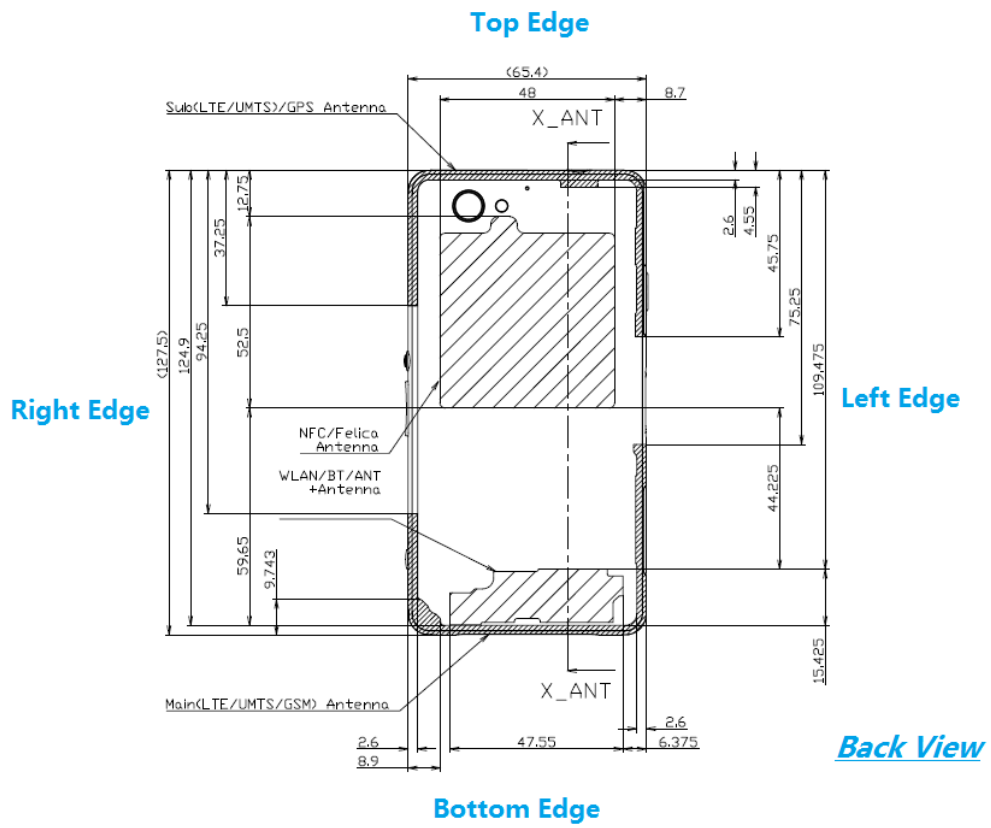
TMC Beijing, Telecommunication Metrology Center of MIIT

No. 52, Huayuan Bei Road, Haidian District, Beijing, P. R. China 100191.


Tel:+86(0)10-62304633-2079, Fax:+86(0)10-62304633 Email:welcme@emcite.com. www.emcite.com



Picture 1: Constituents of the sample




Picture 2 Antenna Locations




Picture 3: Left Hand Touch Cheek Position



Picture 4: Left Hand Tilt 15° Position





Picture 5: Right Hand Touch Cheek Position




Picture 6: Right Hand Tilt 15° Position

Test positions for body:


The Body SAR is tested at the following 5 test positions all with the distance =10mm or 15mm between the EUT and the phantom bottom:





Picture 7: Front – 10mm





Picture 6-1: Front – 15mm



Picture 8: Rear – 15mm



Picture 8-1: Rear – 10mm



Picture 9: Front with headset – 15mm



Picture 10: Left Edge – 10mm



Picture 10-1: Left Edge – 15mm



Picture 11: Right Edge – 15mm



Picture 11-1: Right Edge – 10mm



Picture 12: Bottom Edge – 10mm



Picture 12-1: Bottom Edge – 15mm