



## 13. TEST SETUP PHOTOGRAPHS


<b>FCC ID:</b> PY7PM-0590		<b>HAC (T-COIL) TEST REPORT</b>	<b>SONY</b>	<b>Reviewed by:</b> Quality Manager
<b>Filename:</b> 0Y1309191908.PY7	<b>Test Dates:</b> 9/25/2013	<b>EUT Type:</b> Portable Handset		Page 36 of 38




**Figure 13-1**  
**Test Setup for Wireless Device**



**Figure 13-2**  
**Test Setup for Wireless Device**

<b>FCC ID:</b> PY7PM-0590		<b>HAC (T-COIL) TEST REPORT</b>	<b>SONY</b>	<b>Reviewed by:</b> Quality Manager
<b>Filename:</b> 0Y1309191908.PY7	<b>Test Dates:</b> 9/25/2013	<b>EUT Type:</b> Portable Handset		Page 37 of 38




Axial

Radial (Transverse)

**Figure 13-3**  
**T-Coil Scan Overlay Magnetic Field Distributions**

Note: Final measurement locations are indicated by a cursor on the contour plots.

<b>FCC ID:</b> PY7PM-0590		<b>HAC (T-COIL) TEST REPORT</b>	<b>SONY</b>	<b>Reviewed by:</b> Quality Manager
<b>Filename:</b> 0Y1309191908.PY7	<b>Test Dates:</b> 9/25/2013	<b>EUT Type:</b> Portable Handset		Page 38 of 38