


# APPENDIX F: SAR TEST SETUP PHOTOGRAPHS



<b>FCC ID</b> PY7PM-0530		<b>SAR EVALUATION REPORT</b>	<b>SONY</b>	<b>Reviewed by:</b> Quality Manager
<b>Test Dates:</b> 04/27/13 - 05/20/13	<b>DUT Type:</b> Portable Handset			<b>APPENDIX F:</b> Page 1 of 8



**SAR Test Setup Photo 1 – Right Cheek**



**SAR Test Setup Photo 2 – Right Tilt**



<b>FCC ID</b> PY7PM-0530		<b>SAR EVALUATION REPORT</b>		<b>Reviewed by:</b> Quality Manager
<b>Test Dates:</b> 04/27/13 - 05/20/13	<b>DUT Type:</b> Portable Handset			<b>APPENDIX F:</b> Page 2 of 8



**SAR Test Setup Photo 3 – Left Cheek**



**SAR Test Setup Photo 4 – Left Tilt**



<b>FCC ID</b> PY7PM-0530		<b>SAR EVALUATION REPORT</b>		<b>Reviewed by:</b> Quality Manager
<b>Test Dates:</b> 04/27/13 - 05/20/13	<b>DUT Type:</b> Portable Handset			<b>APPENDIX F:</b> Page 3 of 8



**SAR Test Setup Photo 5 – Back Side at 1.0 cm**




**SAR Test Setup Photo 6 – Back Side at 1.5 cm**


<b>FCC ID</b> PY7PM-0530		<b>SAR EVALUATION REPORT</b>		<b>Reviewed by:</b> Quality Manager
<b>Test Dates:</b> 04/27/13 - 05/20/13	<b>DUT Type:</b> Portable Handset			<b>APPENDIX F:</b> Page 4 of 8



**SAR Test Setup Photo 7 – Front Side at 1.0 cm**




**SAR Test Setup Photo 8 – Front Side at 1.5 cm**



FCC ID PY7PM-0530		SAR EVALUATION REPORT	<b>SONY</b>	Reviewed by: Quality Manager
Test Dates: 04/27/13 - 05/20/13	DUT Type: Portable Handset			APPENDIX F: Page 5 of 8




**SAR Test Setup Photo 9 – Top Edge at 1.0 cm**



**SAR Test Setup Photo 10 – Bottom Edge at 1.0 cm**



FCC ID PY7PM-0530		SAR EVALUATION REPORT		Reviewed by: Quality Manager
Test Dates: 04/27/13 - 05/20/13	DUT Type: Portable Handset	APPENDIX F: Page 6 of 8		



**SAR Test Setup Photo 11 – Right Edge at 1.0 cm**



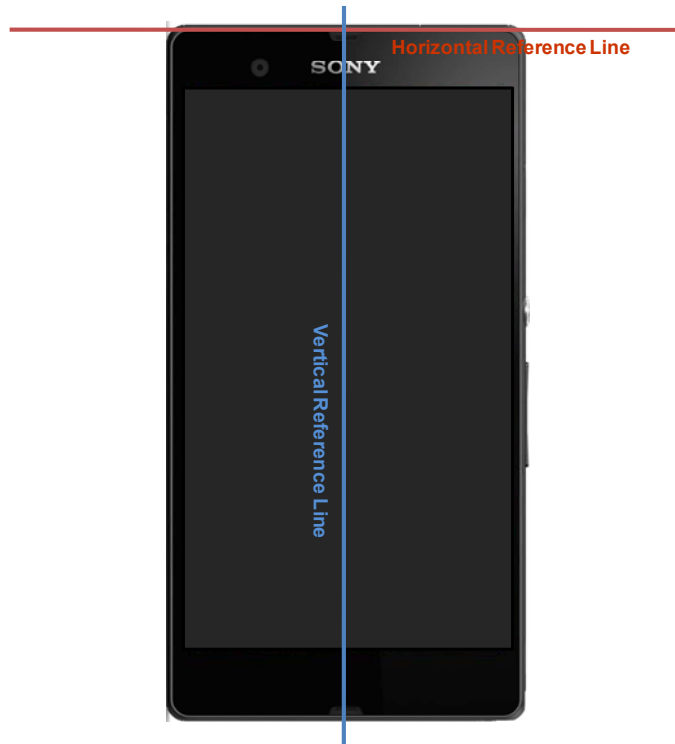
**SAR Test Setup Photo 12 – Left Edge at 1.0 cm**

FCC ID PY7PM-0530		SAR EVALUATION REPORT		Reviewed by: Quality Manager
Test Dates: 04/27/13 - 05/20/13	DUT Type: Portable Handset			APPENDIX F: Page 7 of 8




**SAR Test Setup Photo 13 – Back Side with Headset at 1.5 cm**

Note: Headset cable is connected to the device during some body-worn SAR assessments, as seen above.



**SAR Test Setup Photo 14 – DUT Reference Lines**

FCC ID PY7PM-0530		SAR EVALUATION REPORT	<b>SONY</b>	Reviewed by: Quality Manager
Test Dates: 04/27/13 - 05/20/13	DUT Type: Portable Handset			APPENDIX F: Page 8 of 8