



## 18. TEST PHOTOGRAPHS

See following Attached Pages for setup photographs.



<b>FCC ID:</b> PY7PM-0530	 <b>PCTEST</b> <small>ENGINEERING LABORATORY, INC.</small>	<b>HAC (RF EMISSIONS) TEST REPORT</b>	<b>SONY</b>	<b>Reviewed by:</b> Quality Manager
<b>Filename:</b> 0Y1305240905-R1.PY7	<b>Test Dates:</b> 04/25/2013 - 05/01/2013	<b>EUT Type:</b> Portable Handset	Page 62 of 64	



**Figure 18-1**  
**Ear Reference Point HAC Phantom Alignment**



**Figure 18-2**  
**HAC Phantom Plane Alignment**

FCC ID: PY7PM-0530		HAC (RF EMISSIONS) TEST REPORT		Reviewed by: Quality Manager
Filename: 0Y1305240905-R1.PY7	Test Dates: 04/25/2013 - 05/01/2013	EUT Type: Portable Handset	Page 63 of 64	

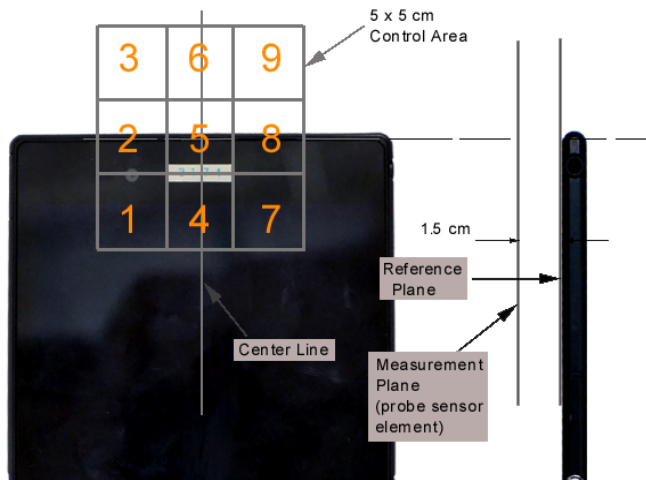



Figure 18-3 5x5 Scan grid above WD



Figure 18-4 E-Field WD Scan overlay

FCC ID: PY7PM-0530	 PCTEST Engineering Laboratory, Inc.	HAC (RF EMISSIONS) TEST REPORT	<b>SONY</b>	Reviewed by: Quality Manager
Filename: 0Y1305240905-R1.PY7	Test Dates: 04/25/2013 - 05/01/2013	EUT Type: Portable Handset		Page 64 of 64