

2.5 Test of Radiated Emission

2.5.1 Test Instruments

Below 1G & Above 1G

Description	Manufacturer	Model No.	Serial No.	Last Calibration Date	Next Calibration Date
Site NSA	Chamost	966II Chamber	N/A	Dec. 30, 2012	Dec. 29, 2013
Site VSWR	Chamost	966II Chamber	N/A	Dec. 30, 2012	Dec. 29, 2013
EMI Test Receiver	ROHDE&SCHWARZ	ESCI 7	100760	May 25, 2012	May 24, 2013
Spectrum Analyzer	ROHDE&SCHWARZ	FSP 40	100034	May 24, 2012	May 23, 2013
RF-Amplifier (0.1-1300MHz)	HP	8447D	1937A02774	Nov. 26, 2012	Nov. 25, 2013
RF-Amplifier (1-26.5GHz)	HP	8449B	3008A00578	Nov. 26, 2012	Nov. 25, 2013
RF-Amplifier (26-40GHz)	EM Electronics Corp.	EM26400	N/A	Jan. 29, 2013	Jan. 28, 2014
Coaxial Cables (For 9kHz~3GHz)	HUBER SUHNER	SUCCOFLEX 104PEA	N/A	Nov. 26, 2012	Nov. 25, 2013
Coaxial Cables (For 9kHz~26.5GHz)	HUBER SUHNER	SUCCOFLEX 104PEA	N/A	Nov. 26, 2012	Nov. 25, 2013
Re Cables (966II) (For 1~40GHz)	HUBER SUHNER	SUCCOFLEX 102	22962/2	Nov. 26, 2012	Nov. 25, 2013
Re Cables (966II) (For 1~40GHz)	HUBER SUHNER	SUCCOFLEX 102	23051/2	Nov. 26, 2012	Nov. 25, 2013
Antenna Master	MF.	N/A	N/A	N/A	N/A
Turn Table	MF.	N/A	N/A	N/A	N/A
Controller	MF.	3000	MF780208153	N/A	N/A
Broadband Antenna	SCHWAZBECK	VULB9168	VULB9168-298	Nov. 01, 2012	Oct. 31, 2013
Horn Antenna (For 1~18G)	ETS-Lindgren	3117	00135200	Oct. 05, 2012	Oct. 04, 2013
Horn Antenna (For 18~40G)	SCHWAZBECK	BBHA 9170	BBHA9170184	Jan. 28, 2013	Jan. 27, 2014
Software	Farad	EZ-EMC-VER 2A1.1(USB)	N/A	N/A	N/A

2.5.2 Test Site

SGS Taiwan LTD. Electronics & Communication Laboratory
 NO.134,Wu Kung Road, New Taipei Industrial Park,Wuku District, New Taipei City,
 Taiwan 24803

Unless otherwise stated the results shown in this test report refer only to the sample(s) tested and such sample(s) are retained for 90 days only.

除非另有說明，此報告結果僅對測試之樣品負責，同時此樣品僅保留90天。本報告未經本公司書面許可，不可部份複製。

This document is issued by the Company subject to its General Conditions of Service printed overleaf, available on request or accessible at www.sgs.com/terms_and_conditions.htm and, for electronic format documents, subject to Terms and Conditions for Electronic Documents at www.sgs.com/terms_e-document.htm. Attention is drawn to the limitation of liability, indemnification and jurisdiction issues defined therein. Any holder of this document is advised that information contained hereon reflects the Company's findings at the time of its intervention only and within the limits of Client's instructions, if any. The Company's sole responsibility is to its Client and this document does not exonerate parties to a transaction from exercising all their rights and obligations under the transaction documents. This document cannot be reproduced except in full, without prior written approval of the Company. Any unauthorized alteration, forgery or falsification of the content or appearance of this document is unlawful and offenders may be prosecuted to the fullest extent of the law.

2.5.3 Operating Environment

Temperature : 26 degree C Humidity : 60 %RH
Atmospheric Pressure : 996 mBar

2.5.3.1 Uncertainty of Radiated Emission

The SGS U_{lab} is 3.70dB.(For 30-1000MHz)

The SGS U_{lab} is 5.34dB.(For 1-18GHz)

The SGS U_{lab} is 5.63dB.(For 18-40GHz)

This U_{lab} uncertainty represents an expanded uncertainty expressed at approximately the 95% confidence level using a coverage factor of $k=2$.

2.5.3.2 Measurement level and Factor calculate method

Correct Factor = Antenna Factor + Cable loss- Amplifier Gain

Measurement Level = Reading Level + Correct Factor

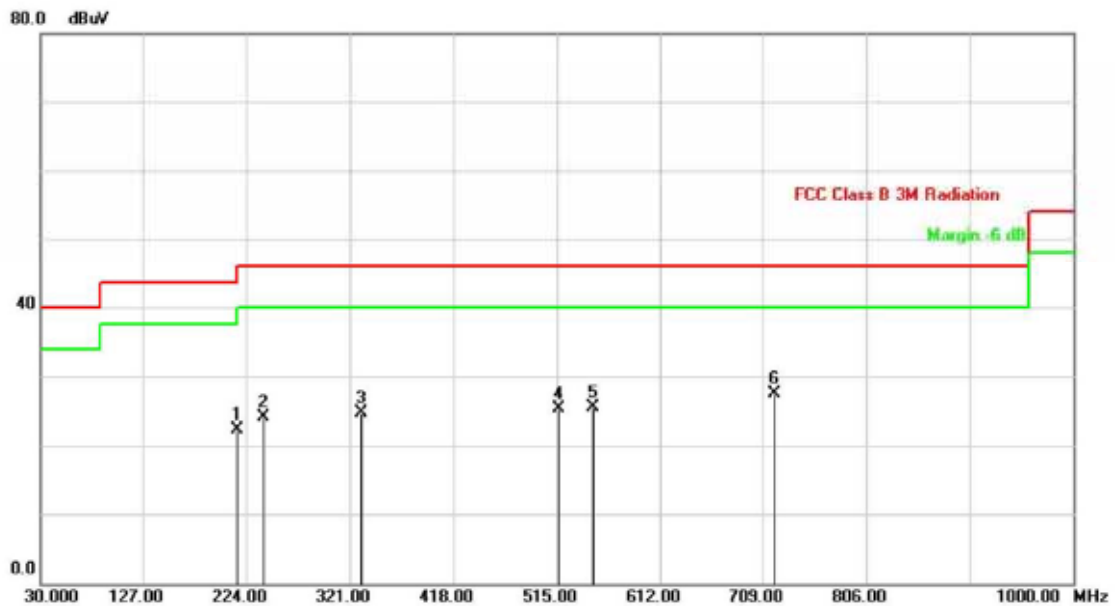
Unless otherwise stated the results shown in this test report refer only to the sample(s) tested and such sample(s) are retained for 90 days only.

除非另有說明，此報告結果僅對測試之樣品負責，同時此樣品僅保留90天。本報告未經本公司書面許可，不可部份複製。

This document is issued by the Company subject to its General Conditions of Service printed overleaf, available on request or accessible at www.sgs.com/terms_and_conditions.htm and, for electronic format documents, subject to Terms and Conditions for Electronic Documents at www.sgs.com/terms_e-document.htm. Attention is drawn to the limitation of liability, indemnification and jurisdiction issues defined therein. Any holder of this document is advised that information contained hereon reflects the Company's findings at the time of its intervention only and within the limits of Client's instructions, if any. The Company's sole responsibility is to its Client and this document does not exonerate parties to a transaction from exercising all their rights and obligations under the transaction documents. This document cannot be reproduced except in full, without prior written approval of the Company. Any unauthorized alteration, forgery or falsification of the content or appearance of this document is unlawful and offenders may be prosecuted to the fullest extent of the law.

**2.5.4 Measurement Data
Below 1G**

Operation Mode	Config 1 Data Link	Test Date	May 23, 2013
Tested By	Eddy Cheng	Pol	Ver. and Hor.

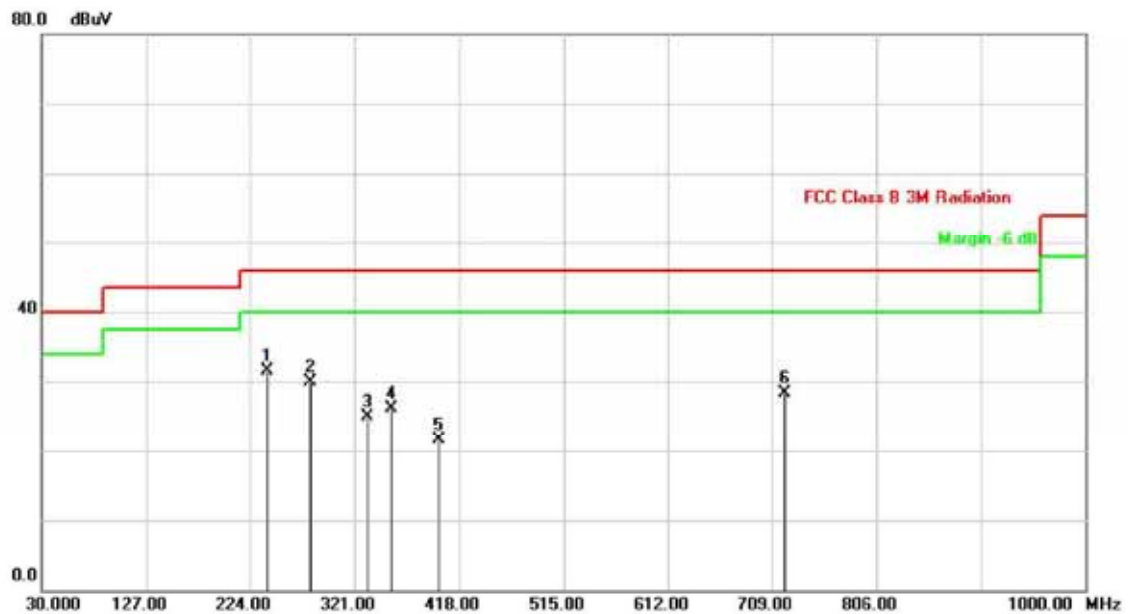


No.	Mk.	Freq. MHz	Reading Level dBuV	Correct Factor dB	Measure- ment dBuV	Limit dBuV	Over dB	Detector	Comment
1		216.0000	37.34	-14.98	22.36	43.50	-21.14	QP	
2		240.0200	37.80	-13.72	24.08	46.00	-21.92	QP	
3		331.9500	35.45	-10.77	24.68	46.00	-21.32	QP	
4		516.9600	31.63	-6.29	25.34	46.00	-20.66	QP	
5		549.2400	31.40	-5.83	25.57	46.00	-20.43	QP	
6	*	720.0000	29.94	-2.46	27.48	46.00	-18.52	QP	

Unless otherwise stated the results shown in this test report refer only to the sample(s) tested and such sample(s) are retained for 90 days only.

除非另有說明，此報告結果僅對測試之樣品負責，同時此樣品僅保留90天。本報告未經本公司書面許可，不可部份複製。

This document is issued by the Company subject to its General Conditions of Service printed overleaf, available on request or accessible at www.sgs.com/terms_and_conditions.htm and, for electronic format documents, subject to Terms and Conditions for Electronic Documents at www.sgs.com/terms_e-document.htm. Attention is drawn to the limitation of liability, indemnification and jurisdiction issues defined therein. Any holder of this document is advised that information contained hereon reflects the Company's findings at the time of its intervention only and within the limits of Client's instructions, if any. The Company's sole responsibility is to its Client and this document does not exonerate parties to a transaction from exercising all their rights and obligations under the transaction documents. This document cannot be reproduced except in full, without prior written approval of the Company. Any unauthorized alteration, forgery or falsification of the content or appearance of this document is unlawful and offenders may be prosecuted to the fullest extent of the law.



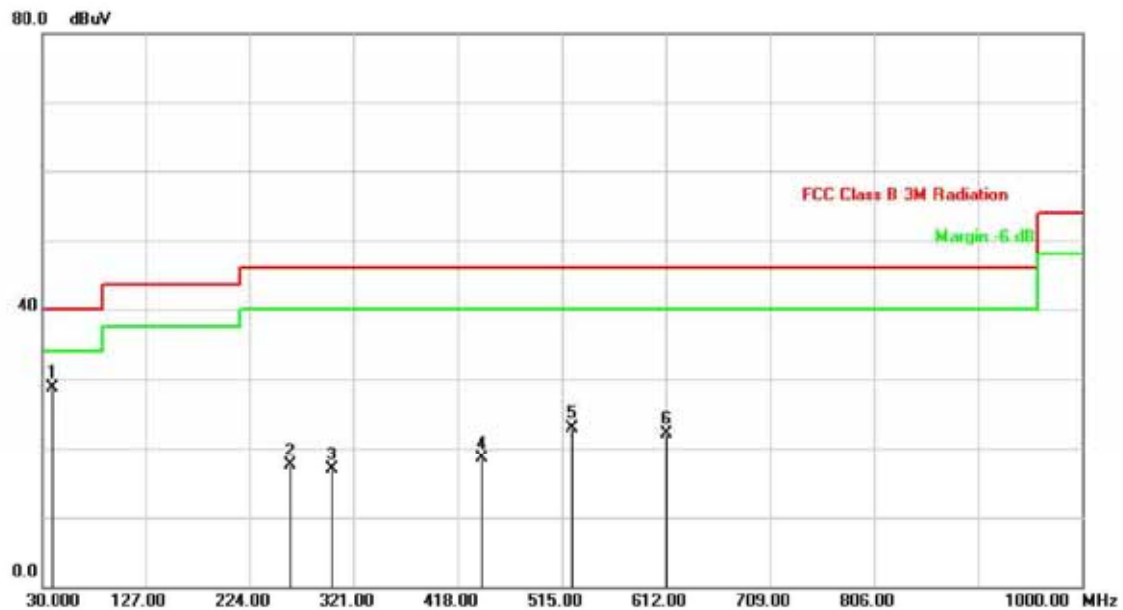
No.	Mk.	Freq. MHz	Reading Level dBuV	Correct Factor dB	Measure- ment dBuV	Limit dBuV	Over dB	Detector	Comment
1	*	239.8200	45.32	-13.73	31.59	46.00	-14.41	QP	
2		279.8500	42.08	-12.19	29.89	46.00	-16.11	QP	
3		333.0600	35.70	-10.75	24.95	46.00	-21.05	QP	
4		354.7100	36.42	-10.23	26.19	46.00	-19.81	QP	
5		398.6400	30.43	-8.87	21.56	46.00	-24.44	QP	
6		720.6700	30.70	-2.45	28.25	46.00	-17.75	QP	

Unless otherwise stated the results shown in this test report refer only to the sample(s) tested and such sample(s) are retained for 90 days only.

除非另有說明，此報告結果僅對測試之樣品負責，同時此樣品僅保留90天，本報告未經本公司書面許可，不可部份複製。

This document is issued by the Company subject to its General Conditions of Service printed overleaf, available on request or accessible at www.sgs.com/terms_and_conditions.htm and, for electronic format documents, subject to Terms and Conditions for Electronic Documents at www.sgs.com/terms_e-document.htm. Attention is drawn to the limitation of liability, indemnification and jurisdiction issues defined therein. Any holder of this document is advised that information contained hereon reflects the Company's findings at the time of its intervention only and within the limits of Client's instructions, if any. The Company's sole responsibility is to its Client and this document does not exonerate parties to a transaction from exercising all their rights and obligations under the transaction documents. This document cannot be reproduced except in full, without prior written approval of the Company. Any unauthorized alteration, forgery or falsification of the content or appearance of this document is unlawful and offenders may be prosecuted to the fullest extent of the law.

Operation Mode	Config 2 Recording Mode	Test Date	May 23, 2013
Tested By	Eddy Cheng	Pol	Ver. and Hor.

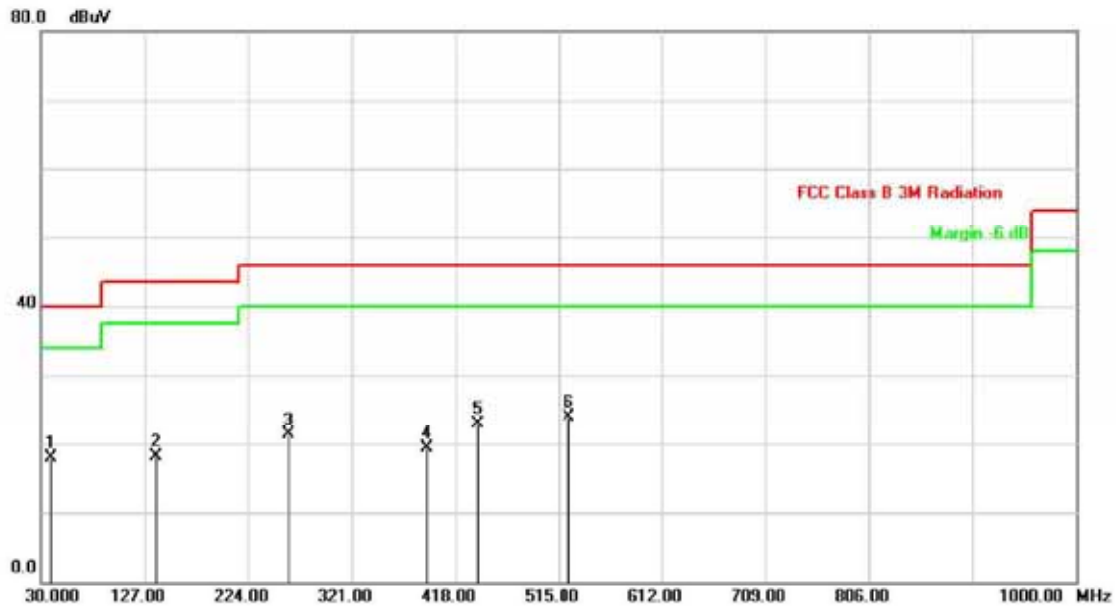


No.	Mk.	Freq. MHz	Reading Level dBuV	Correct Factor dB	Measure- ment dBuV	Limit dBuV	Over dB	Detector	Comment
1	*	39.1900	41.70	-12.95	28.75	40.00	-11.25	QP	
2		261.7900	30.53	-13.05	17.48	46.00	-28.52	QP	
3		300.5100	28.45	-11.50	16.95	46.00	-29.05	QP	
4		441.0400	26.09	-7.68	18.41	46.00	-27.59	QP	
5		524.9800	29.15	-6.17	22.98	46.00	-23.02	QP	
6		612.4000	26.48	-4.38	22.10	46.00	-23.90	QP	

Unless otherwise stated the results shown in this test report refer only to the sample(s) tested and such sample(s) are retained for 90 days only.

除非另有說明，此報告結果僅對測試之樣品負責，同時此樣品僅保留90天。本報告未經本公司書面許可，不可部份複製。

This document is issued by the Company subject to its General Conditions of Service printed overleaf, available on request or accessible at www.sgs.com/terms_and_conditions.htm and, for electronic format documents, subject to Terms and Conditions for Electronic Documents at www.sgs.com/terms_e-document.htm. Attention is drawn to the limitation of liability, indemnification and jurisdiction issues defined therein. Any holder of this document is advised that information contained hereon reflects the Company's findings at the time of its intervention only and within the limits of Client's instructions, if any. The Company's sole responsibility is to its Client and this document does not exonerate parties to a transaction from exercising all their rights and obligations under the transaction documents. This document cannot be reproduced except in full, without prior written approval of the Company. Any unauthorized alteration, forgery or falsification of the content or appearance of this document is unlawful and offenders may be prosecuted to the fullest extent of the law.



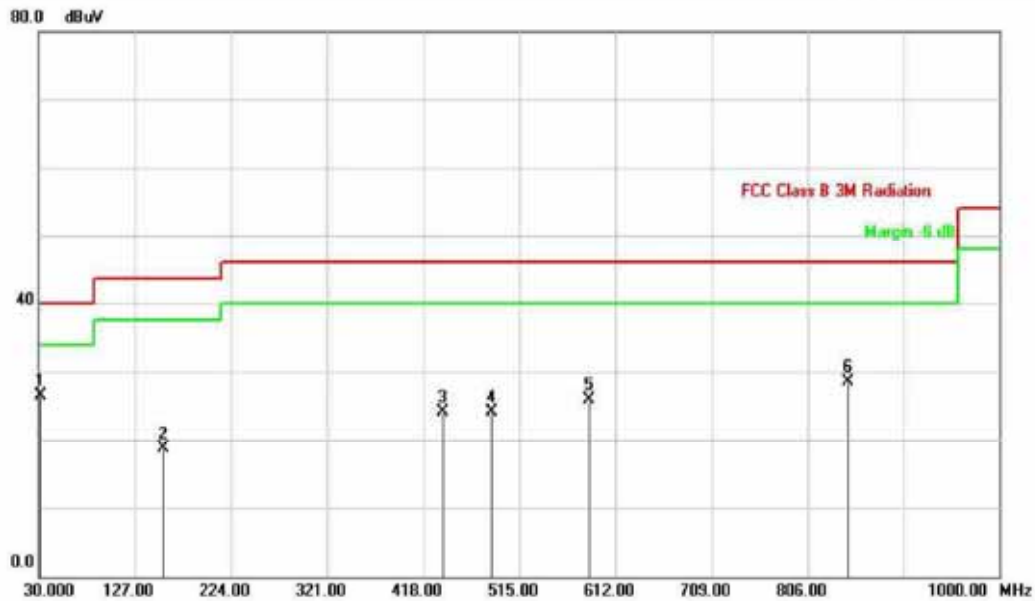
No.	Mk.	Freq. MHz	Reading Level dBuV	Correct Factor dB	Measure- ment dBuV	Limit dBuV	Over dB	Detector	Comment
1	*	39.5400	30.90	-12.93	17.97	40.00	-22.03	QP	
2		138.1900	31.16	-13.13	18.03	43.50	-25.47	QP	
3		262.1100	34.37	-13.02	21.35	46.00	-24.65	QP	
4		391.1200	28.41	-9.10	19.31	46.00	-26.69	QP	
5		438.9000	30.70	-7.73	22.97	46.00	-23.03	QP	
6		525.0600	30.12	-6.17	23.95	46.00	-22.05	QP	

Unless otherwise stated the results shown in this test report refer only to the sample(s) tested and such sample(s) are retained for 90 days only.

除非另有說明，此報告結果僅對測試之樣品負責，同時此樣品僅保留90天，本報告未經本公司書面許可，不可部份複製。

This document is issued by the Company subject to its General Conditions of Service printed on request or accessible at www.sgs.com/terms_and_conditions.htm and, for electronic format documents, subject to Terms and Conditions for Electronic Documents at www.sgs.com/terms_e-document.htm. Attention is drawn to the limitation of liability, indemnification and jurisdiction issues defined therein. Any holder of this document is advised that information contained hereon reflects the Company's findings at the time of its intervention only and within the limits of Client's instructions, if any. The Company's sole responsibility is to its Client and this document does not exonerate parties to a transaction from exercising all their rights and obligations under the transaction documents. This document cannot be reproduced except in full, without prior written approval of the Company. Any unauthorized alteration, forgery or falsification of the content or appearance of this document is unlawful and offenders may be prosecuted to the fullest extent of the law.

Operation Mode	Config 2 Play Recording Mode	Test Date	Apr. 24, 2013
Tested By	Eddy Cheng	Pol	Ver. and Hor.

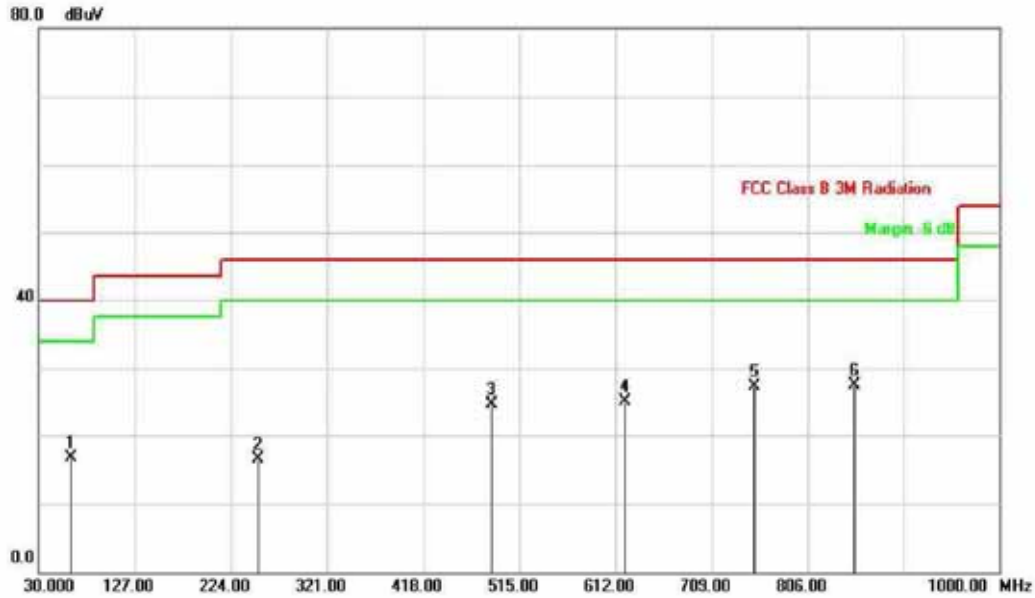


No.	Mk.	Freq. MHz	Reading Level dBuV	Correct Factor dB	Measure- ment dBuV	Limit dBuV	Over dB	Detector	Comment
1	*	31.5700	40.10	-13.57	26.53	40.00	-13.47	QP	
2		156.3600	31.60	-12.81	18.79	43.50	-24.71	QP	
3		437.5200	32.50	-8.33	24.17	46.00	-21.83	QP	
4		487.7500	31.40	-7.26	24.14	46.00	-21.86	QP	
5		584.9600	31.30	-5.31	25.99	46.00	-20.01	QP	
6		846.5800	30.20	-1.73	28.47	46.00	-17.53	QP	

Unless otherwise stated the results shown in this test report refer only to the sample(s) tested and such sample(s) are retained for 90 days only.

除非另有說明，此報告結果僅對測試之樣品負責，同時此樣品僅保留90天。本報告未經本公司書面許可，不可部份複製。

This document is issued by the Company subject to its General Conditions of Service printed overleaf, available on request or accessible at www.sgs.com/terms_and_conditions.htm and, for electronic format documents, subject to Terms and Conditions for Electronic Documents at www.sgs.com/terms_e-document.htm. Attention is drawn to the limitation of liability, indemnification and jurisdiction issues defined therein. Any holder of this document is advised that information contained hereon reflects the Company's findings at the time of its intervention only and within the limits of Client's instructions, if any. The Company's sole responsibility is to its Client and this document does not exonerate parties to a transaction from exercising all their rights and obligations under the transaction documents. This document cannot be reproduced except in full, without prior written approval of the Company. Any unauthorized alteration, forgery or falsification of the content or appearance of this document is unlawful and offenders may be prosecuted to the fullest extent of the law.



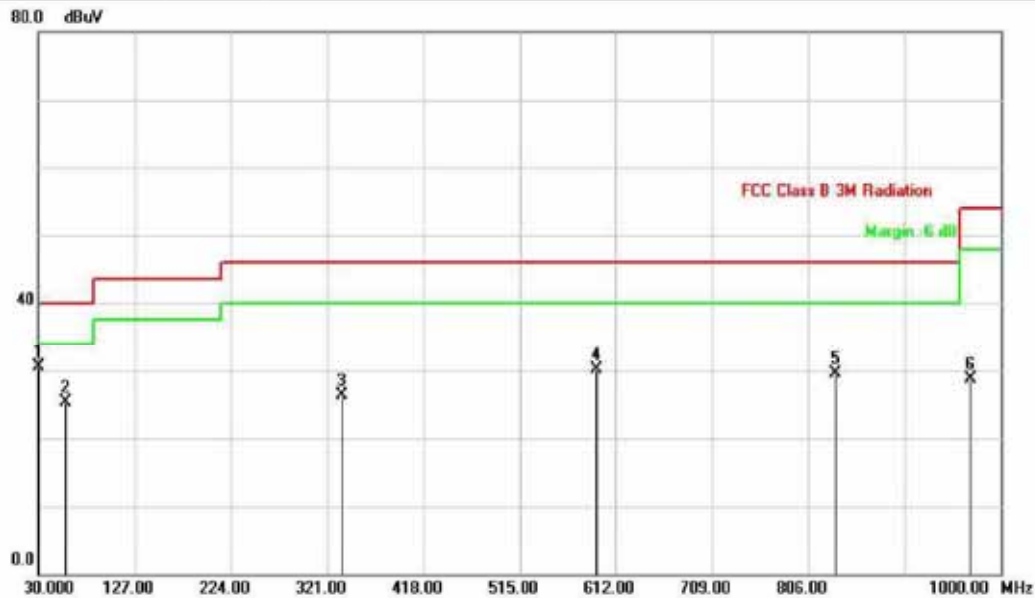
No.	Mk.	Freq. MHz	Reading Level dBuV	Correct Factor dB	Measure- ment dBuV	Limit dBuV	Over dB	Detector	Comment
1		62.6300	30.70	-13.90	16.80	40.00	-23.20	QP	
2		251.2600	30.20	-13.69	16.51	46.00	-29.49	QP	
3		487.7500	31.90	-7.26	24.64	46.00	-21.36	QP	
4		621.5400	29.60	-4.55	25.05	46.00	-20.95	QP	
5		751.8300	29.90	-2.55	27.35	46.00	-18.65	QP	
6	*	852.7200	29.30	-1.71	27.59	46.00	-18.41	QP	

Unless otherwise stated the results shown in this test report refer only to the sample(s) tested and such sample(s) are retained for 90 days only.

除非另有說明，此報告結果僅對測試之樣品負責，同時此樣品僅保留90天。本報告未經本公司書面許可，不可部份複製。

This document is issued by the Company subject to its General Conditions of Service printed overleaf, available on request or accessible at www.sgs.com/terms_and_conditions.htm and, for electronic format documents, subject to Terms and Conditions for Electronic Documents at www.sgs.com/terms_e-document.htm. Attention is drawn to the limitation of liability, indemnification and jurisdiction issues defined therein. Any holder of this document is advised that information contained hereon reflects the Company's findings at the time of its intervention only and within the limits of Client's instructions, if any. The Company's sole responsibility is to its Client and this document does not exonerate parties to a transaction from exercising all their rights and obligations under the transaction documents. This document cannot be reproduced except in full, without prior written approval of the Company. Any unauthorized alteration, forgery or falsification of the content or appearance of this document is unlawful and offenders may be prosecuted to the fullest extent of the law.

Operation Mode	Config 2 MP3 Mode	Test Date	Apr. 24, 2013
Tested By	Eddy Cheng	Pol	Ver. and Hor.

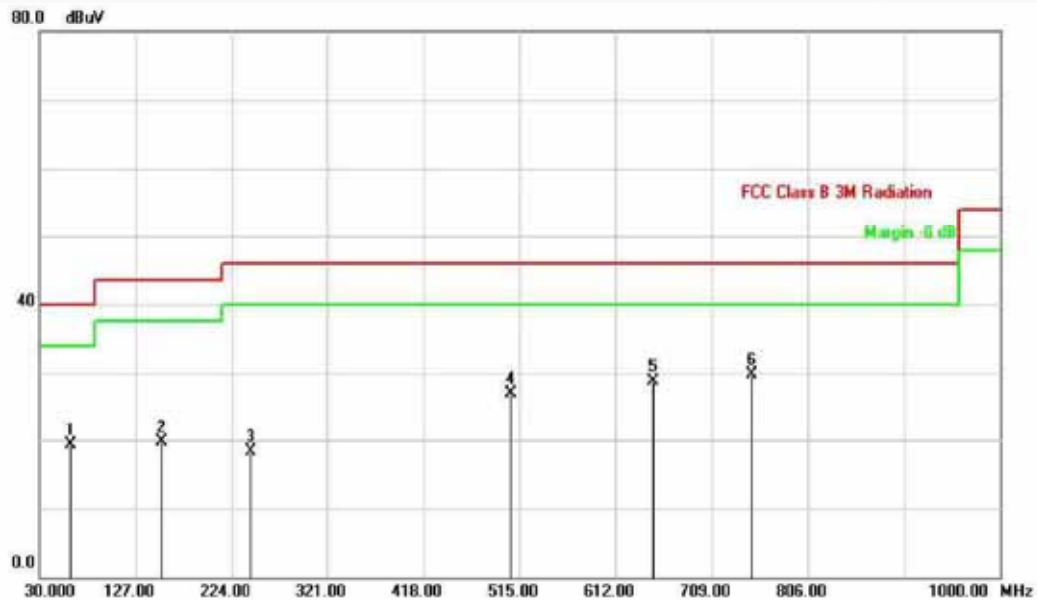


No.	Mk.	Freq. MHz	Reading Level dBuV	Correct Factor dB	Measurement dBuV	Limit dBuV	Over dB	Detector	Comment
1	*	31.2000	44.11	-13.58	30.53	40.00	-9.47	QP	
2		58.1000	38.75	-13.36	25.39	40.00	-14.61	QP	
3		335.7800	37.39	-11.06	26.33	46.00	-19.67	QP	
4		593.2400	35.12	-5.09	30.03	46.00	-15.97	QP	
5		834.3600	31.26	-1.79	29.47	46.00	-16.53	QP	
6		969.2600	29.17	-0.43	28.74	54.00	-25.26	QP	

Unless otherwise stated the results shown in this test report refer only to the sample(s) tested and such sample(s) are retained for 90 days only.

除非另有說明，此報告結果僅對測試之樣品負責，同時此樣品僅保留90天。本報告未經本公司書面許可，不可部份複製。

This document is issued by the Company subject to its General Conditions of Service printed overleaf, available on request or accessible at www.sgs.com/terms_and_conditions.htm and, for electronic format documents, subject to Terms and Conditions for Electronic Documents at www.sgs.com/terms_e-document.htm. Attention is drawn to the limitation of liability, indemnification and jurisdiction issues defined therein. Any holder of this document is advised that information contained hereon reflects the Company's findings at the time of its intervention only and within the limits of Client's instructions, if any. The Company's sole responsibility is to its Client and this document does not exonerate parties to a transaction from exercising all their rights and obligations under the transaction documents. This document cannot be reproduced except in full, without prior written approval of the Company. Any unauthorized alteration, forgery or falsification of the content or appearance of this document is unlawful and offenders may be prosecuted to the fullest extent of the law.



No.	Mk.	Freq. MHz	Reading Level dBuV	Correct Factor dB	Measure- ment dBuV	Limit dBuV	Over dB	Detector	Comment
1		62.1400	33.14	-13.83	19.31	40.00	-20.69	QP	
2		153.4200	32.58	-12.85	19.73	43.50	-23.77	QP	
3		244.1400	32.14	-13.88	18.26	46.00	-27.74	QP	
4		506.3400	33.90	-6.92	26.98	46.00	-19.02	QP	
5		649.7600	32.73	-4.06	28.67	46.00	-17.33	QP	
6	*	750.1800	32.21	-2.58	29.63	46.00	-16.37	QP	

Unless otherwise stated the results shown in this test report refer only to the sample(s) tested and such sample(s) are retained for 90 days only.

除非另有說明，此報告結果僅對測試之樣品負責，同時此樣品僅保留90天。本報告未經本公司書面許可，不可部份複製。

This document is issued by the Company subject to its General Conditions of Service printed on leaflet, available on request or accessible at www.sgs.com/terms_and_conditions.htm and, for electronic format documents, subject to Terms and Conditions for Electronic Documents at www.sgs.com/terms_e-document.htm. Attention is drawn to the limitation of liability, indemnification and jurisdiction issues defined therein. Any holder of this document is advised that information contained hereon reflects the Company's findings at the time of its intervention only and within the limits of Client's instructions, if any. The Company's sole responsibility is to its Client and this document does not exonerate parties to a transaction from exercising all their rights and obligations under the transaction documents. This document cannot be reproduced except in full, without prior written approval of the Company. Any unauthorized alteration, forgery or falsification of the content or appearance of this document is unlawful and offenders may be prosecuted to the fullest extent of the law.

Above 1G – 1~18G

Operation Mode	Config 1 Data Link Mode	Test Date	May 13, 2013
Tested By	Eddy Cheng	Pol	Ver. and Hor.

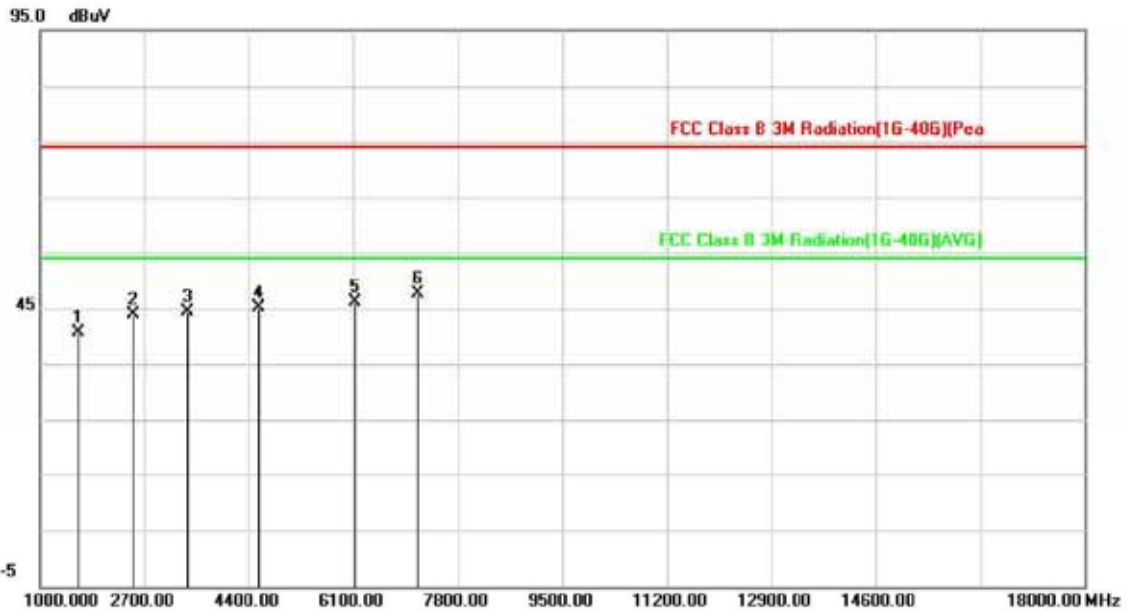


No.	Mk.	Freq. MHz	Reading Level dBuV	Correct Factor dB	Measure- ment dBuV	Limit dBuV	Over dB	Detector	Comment
1		1374.000	45.68	-5.84	39.84	74.00	-34.16	peak	
2		2292.000	42.62	-0.04	42.58	74.00	-31.42	peak	
3		3108.000	41.81	1.93	43.74	74.00	-30.26	peak	
4		3754.000	40.74	3.37	44.11	74.00	-29.89	peak	
5		4502.000	39.59	5.18	44.77	74.00	-29.23	peak	
6	*	5794.000	38.73	7.21	45.94	74.00	-28.06	peak	

Unless otherwise stated the results shown in this test report refer only to the sample(s) tested and such sample(s) are retained for 90 days only.

除非另有說明，此報告結果僅對測試之樣品負責，同時此樣品僅保留90天，本報告未經本公司書面許可，不可部份複製。

This document is issued by the Company subject to its General Conditions of Service printed overleaf, available on request or accessible at www.sgs.com/terms_and_conditions.htm and, for electronic format documents, subject to Terms and Conditions for Electronic Documents at www.sgs.com/terms_e-document.htm. Attention is drawn to the limitation of liability, indemnification and jurisdiction issues defined therein. Any holder of this document is advised that information contained hereon reflects the Company's findings at the time of its intervention only and within the limits of Client's instructions, if any. The Company's sole responsibility is to its Client and this document does not exonerate parties to a transaction from exercising all their rights and obligations under the transaction documents. This document cannot be reproduced except in full, without prior written approval of the Company. Any unauthorized alteration, forgery or falsification of the content or appearance of this document is unlawful and offenders may be prosecuted to the fullest extent of the law.



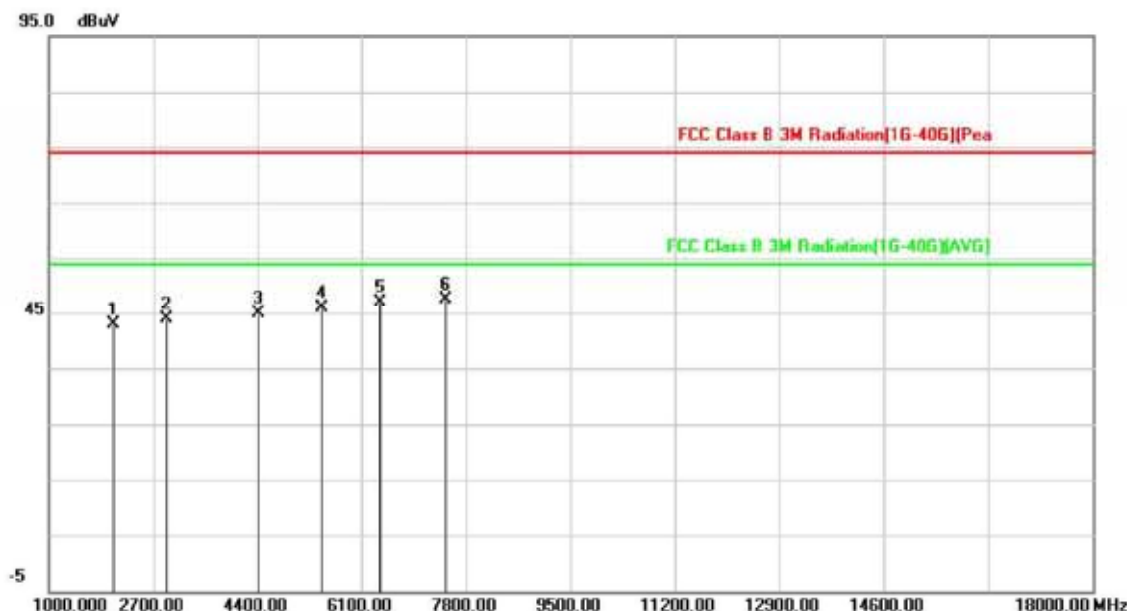
No.	Mk.	Freq. MHz	Reading Level dBuV	Correct Factor dB	Measure- ment dBuV	Limit dBuV	Over dB	Detector	Comment
1		1612.000	44.82	-4.21	40.61	74.00	-33.39	peak	
2		2530.000	43.50	0.47	43.97	74.00	-30.03	peak	
3		3414.000	41.96	2.33	44.29	74.00	-29.71	peak	
4		4570.000	39.42	5.60	45.02	74.00	-28.98	peak	
5		6134.000	38.38	7.84	46.22	74.00	-27.78	peak	
6	*	7154.000	38.63	8.89	47.52	74.00	-26.48	peak	

Unless otherwise stated the results shown in this test report refer only to the sample(s) tested and such sample(s) are retained for 90 days only.

除非另有說明，此報告結果僅對測試之樣品負責，同時此樣品僅保留90天。本報告未經本公司書面許可，不可部份複製。

This document is issued by the Company subject to its General Conditions of Service printed overleaf, available on request or accessible at www.sgs.com/terms_and_conditions.htm and, for electronic format documents, subject to Terms and Conditions for Electronic Documents at www.sgs.com/terms_e-document.htm. Attention is drawn to the limitation of liability, indemnification and jurisdiction issues defined therein. Any holder of this document is advised that information contained hereon reflects the Company's findings at the time of its intervention only and within the limits of Client's instructions, if any. The Company's sole responsibility is to its Client and this document does not exonerate parties to a transaction from exercising all their rights and obligations under the transaction documents. This document cannot be reproduced except in full, without prior written approval of the Company. Any unauthorized alteration, forgery or falsification of the content or appearance of this document is unlawful and offenders may be prosecuted to the fullest extent of the law.

Operation Mode	Config 2 Recording Mode	Test Date	May 13, 2013
Tested By	Eddy Cheng	Pol	Ver. and Hor.

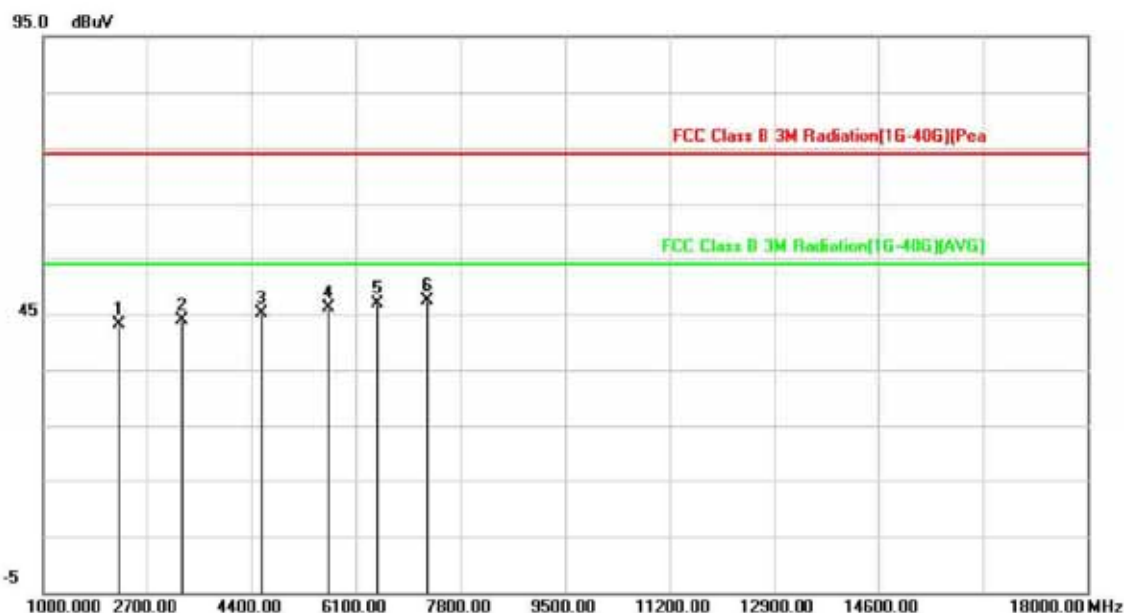


No. Mk.	Freq. MHz	Reading Level dBuV	Correct Factor dB	Measurement dBuV	Limit dBuV	Over dB	Detector	Comment
1	2054.000	43.29	-0.50	42.79	74.00	-31.21	peak	
2	2904.000	42.39	1.51	43.90	74.00	-30.10	peak	
3	4400.000	40.00	4.99	44.99	74.00	-29.01	peak	
4	5454.000	38.83	6.96	45.79	74.00	-28.21	peak	
5	6406.000	38.31	8.51	46.82	74.00	-27.18	peak	
6 *	7460.000	38.28	9.11	47.39	74.00	-26.61	peak	

Unless otherwise stated the results shown in this test report refer only to the sample(s) tested and such sample(s) are retained for 90 days only.

除非另有說明，此報告結果僅對測試之樣品負責，同時此樣品僅保留90天，本報告未經本公司書面許可，不可部份複製。

This document is issued by the Company subject to its General Conditions of Service printed overleaf, available on request or accessible at www.sgs.com/terms_and_conditions.htm and, for electronic format documents, subject to Terms and Conditions for Electronic Documents at www.sgs.com/terms_e-document.htm. Attention is drawn to the limitation of liability, indemnification and jurisdiction issues defined therein. Any holder of this document is advised that information contained hereon reflects the Company's findings at the time of its intervention only and within the limits of Client's instructions, if any. The Company's sole responsibility is to its Client and this document does not exonerate parties to a transaction from exercising all their rights and obligations under the transaction documents. This document cannot be reproduced except in full, without prior written approval of the Company. Any unauthorized alteration, forgery or falsification of the content or appearance of this document is unlawful and offenders may be prosecuted to the fullest extent of the law.



No.	Mk.	Freq. MHz	Reading Level dBuV	Correct Factor dB	Measure- ment dBuV	Limit dBuV	Over dB	Detector	Comment
1		2224.000	43.30	-0.17	43.13	74.00	-30.87	peak	
2		3278.000	41.61	2.16	43.77	74.00	-30.23	peak	
3		4570.000	39.57	5.60	45.17	74.00	-28.83	peak	
4		5658.000	38.97	7.05	46.02	74.00	-27.98	peak	
5		6440.000	38.36	8.60	46.96	74.00	-27.04	peak	
6	*	7256.000	38.35	8.96	47.31	74.00	-26.69	peak	

Unless otherwise stated the results shown in this test report refer only to the sample(s) tested and such sample(s) are retained for 90 days only.

除非另有說明，此報告結果僅對測試之樣品負責，同時此樣品僅保留90天，本報告未經本公司書面許可，不可部份複製。

This document is issued by the Company subject to its General Conditions of Service printed overleaf, available on request or accessible at www.sgs.com/terms_and_conditions.htm and, for electronic format documents, subject to Terms and Conditions for Electronic Documents at www.sgs.com/terms_e-document.htm. Attention is drawn to the limitation of liability, indemnification and jurisdiction issues defined therein. Any holder of this document is advised that information contained hereon reflects the Company's findings at the time of its intervention only and within the limits of Client's instructions, if any. The Company's sole responsibility is to its Client and this document does not exonerate parties to a transaction from exercising all their rights and obligations under the transaction documents. This document cannot be reproduced except in full, without prior written approval of the Company. Any unauthorized alteration, forgery or falsification of the content or appearance of this document is unlawful and offenders may be prosecuted to the fullest extent of the law.

Operation Mode	Config 2 Play Recording Mode	Test Date	Apr. 25, 2013
Tested By	Eddy Cheng	Pol	Ver. and Hor.

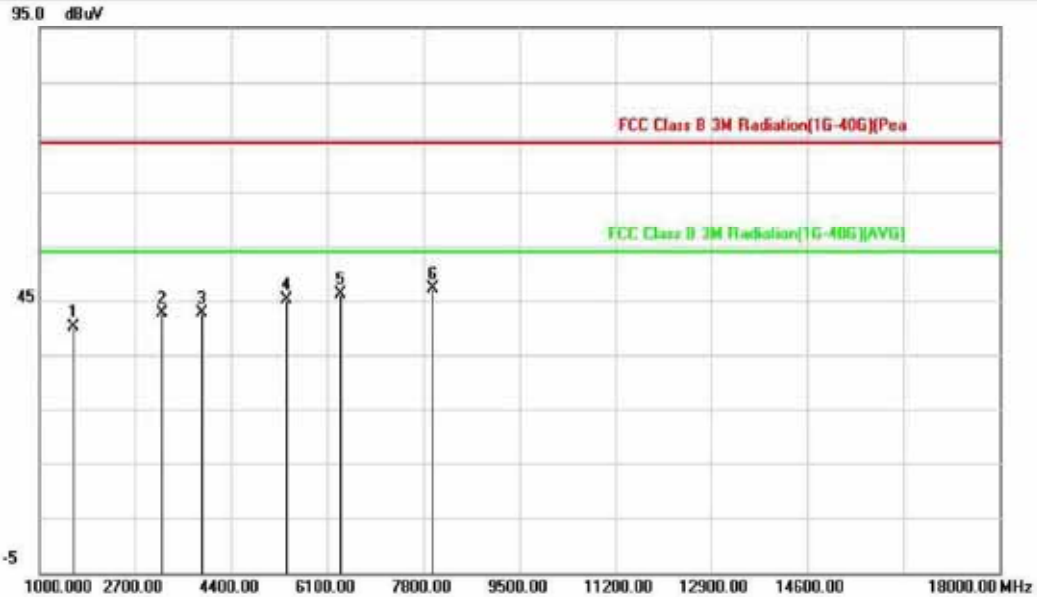


No.	Mk.	Freq. MHz	Reading Level dBuV	Correct Factor dB	Measure- ment dBuV	Limit dBuV	Over dB	Detector	Comment
1		1442.000	44.38	-5.52	38.86	74.00	-35.14	peak	
2		3890.000	38.80	3.87	42.67	74.00	-31.33	peak	
3		4740.000	36.90	6.63	43.53	74.00	-30.47	peak	
4	*	6100.000	38.74	7.74	46.48	74.00	-27.52	peak	
5		6746.000	37.62	8.77	46.39	74.00	-27.61	peak	
6		8004.000	36.97	9.44	46.41	74.00	-27.59	peak	

Unless otherwise stated the results shown in this test report refer only to the sample(s) tested and such sample(s) are retained for 90 days only.

除非另有說明，此報告結果僅對測試之樣品負責，同時此樣品僅保留90天。本報告未經本公司書面許可，不可部份複製。

This document is issued by the Company subject to its General Conditions of Service printed overleaf, available on request or accessible at www.sgs.com/terms_and_conditions.htm and, for electronic format documents, subject to Terms and Conditions for Electronic Documents at www.sgs.com/terms_e-document.htm. Attention is drawn to the limitation of liability, indemnification and jurisdiction issues defined therein. Any holder of this document is advised that information contained hereon reflects the Company's findings at the time of its intervention only and within the limits of Client's instructions, if any. The Company's sole responsibility is to its Client and this document does not exonerate parties to a transaction from exercising all their rights and obligations under the transaction documents. This document cannot be reproduced except in full, without prior written approval of the Company. Any unauthorized alteration, forgery or falsification of the content or appearance of this document is unlawful and offenders may be prosecuted to the fullest extent of the law.



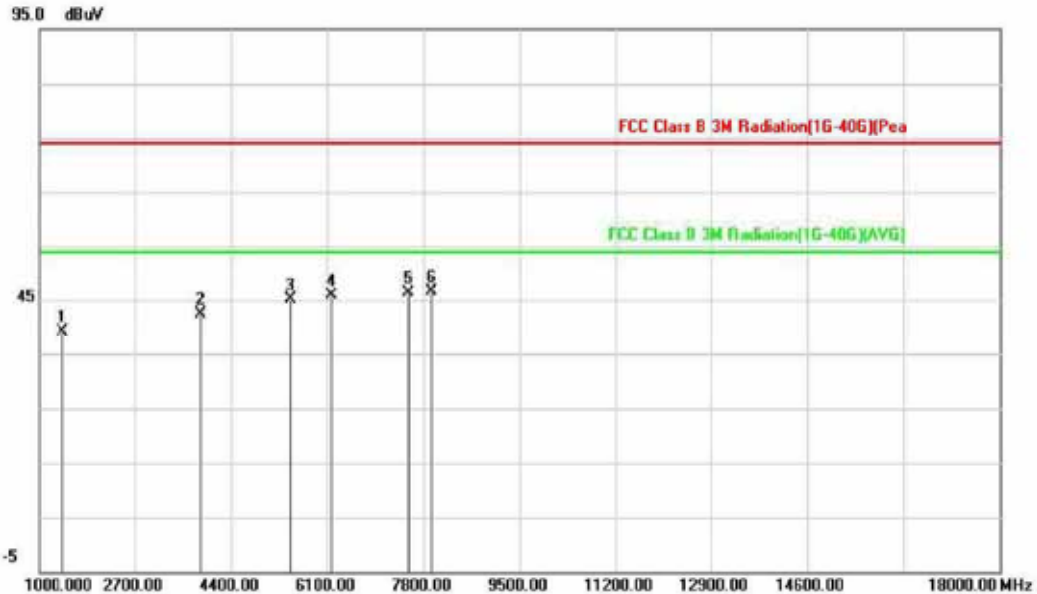
No.	Mk.	Freq. (MHz)	Reading Level (dBuV)	Correct Factor (dB)	Measurement (dBuV)	Limit (dBuV)	Over (dB)	Detector	Comment
1		1612.000	44.35	-4.21	40.14	74.00	-33.86	peak	
2		3176.000	40.61	2.03	42.64	74.00	-31.36	peak	
3		3890.000	38.78	3.87	42.65	74.00	-31.35	peak	
4		5386.000	38.01	7.15	45.16	74.00	-28.84	peak	
5		6338.000	37.89	8.35	46.24	74.00	-27.76	peak	
6	*	7970.000	37.59	9.42	47.01	74.00	-26.99	peak	

Unless otherwise stated the results shown in this test report refer only to the sample(s) tested and such sample(s) are retained for 90 days only.

除非另有說明，此報告結果僅對測試之樣品負責，同時此樣品僅保留90天，本報告未經本公司書面許可，不可部份複製。

This document is issued by the Company subject to its General Conditions of Service printed overleaf, available on request or accessible at www.sgs.com/terms_and_conditions.htm and, for electronic format documents, subject to Terms and Conditions for Electronic Documents at www.sgs.com/terms_e-document.htm. Attention is drawn to the limitation of liability, indemnification and jurisdiction issues defined therein. Any holder of this document is advised that information contained hereon reflects the Company's findings at the time of its intervention only and within the limits of Client's instructions, if any. The Company's sole responsibility is to its Client and this document does not exonerate parties to a transaction from exercising all their rights and obligations under the transaction documents. This document cannot be reproduced except in full, without prior written approval of the Company. Any unauthorized alteration, forgery or falsification of the content or appearance of this document is unlawful and offenders may be prosecuted to the fullest extent of the law.

Operation Mode	Config 2 MP3 Mode	Test Date	Apr. 25, 2013
Tested By	Eddy Cheng	Pol	Ver. and Hor.

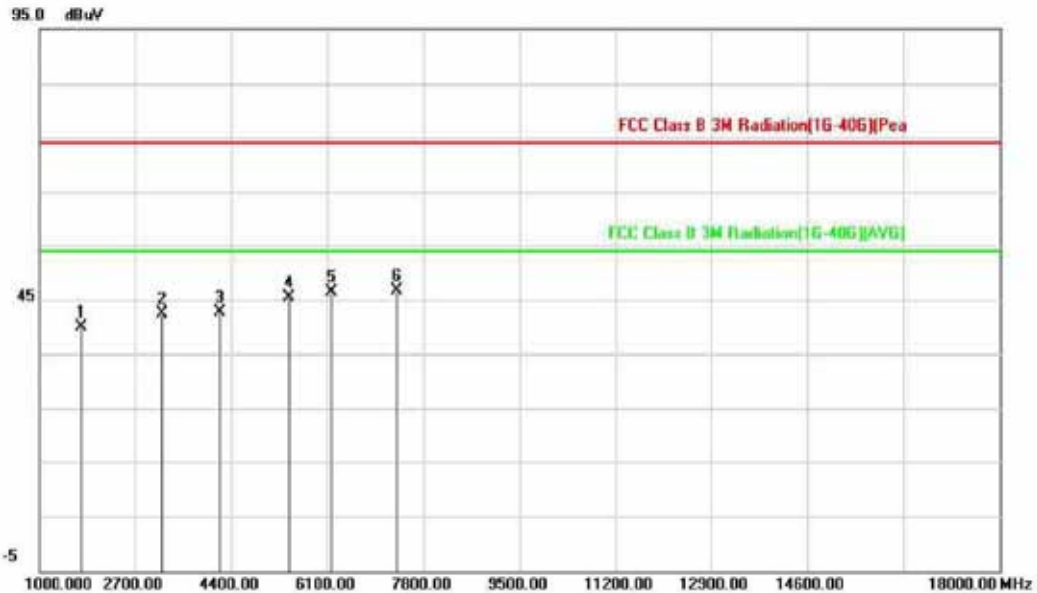


No.	Mk.	Freq. MHz	Reading Level dBuV	Correct Factor dB	Measure- ment dBuV	Limit dBuV	Over dB	Detector	Comment
1		1408.000	44.91	-5.68	39.23	74.00	-34.77	peak	
2		3856.000	38.67	3.74	42.41	74.00	-31.59	peak	
3		5454.000	38.19	6.96	45.15	74.00	-28.85	peak	
4		6168.000	37.93	7.91	45.84	74.00	-28.16	peak	
5		7528.000	37.21	9.15	46.36	74.00	-27.64	peak	
6	*	7936.000	37.34	9.40	46.74	74.00	-27.26	peak	

Unless otherwise stated the results shown in this test report refer only to the sample(s) tested and such sample(s) are retained for 90 days only.

除非另有說明，此報告結果僅對測試之樣品負責，同時此樣品僅保留90天，本報告未經本公司書面許可，不可部份複製。

This document is issued by the Company subject to its General Conditions of Service printed on leaflet, available on request or accessible at www.sgs.com/terms_and_conditions.htm and, for electronic format documents, subject to Terms and Conditions for Electronic Documents at www.sgs.com/terms_e-document.htm. Attention is drawn to the limitation of liability, indemnification and jurisdiction issues defined therein. Any holder of this document is advised that information contained hereon reflects the Company's findings at the time of its intervention only and within the limits of Client's instructions, if any. The Company's sole responsibility is to its Client and this document does not exonerate parties to a transaction from exercising all their rights and obligations under the transaction documents. This document cannot be reproduced except in full, without prior written approval of the Company. Any unauthorized alteration, forgery or falsification of the content or appearance of this document is unlawful and offenders may be prosecuted to the fullest extent of the law.



No.	Mk.	Freq. MHz	Reading Level dBuV	Correct Factor dB	Measurement dBuV	Limit dBuV	Over dB	Detector	Comment
1		1748.000	42.80	-2.94	39.86	74.00	-34.14	peak	
2		3176.000	40.31	2.03	42.34	74.00	-31.66	peak	
3		4196.000	38.05	4.63	42.68	74.00	-31.32	peak	
4		5420.000	38.45	7.05	45.50	74.00	-28.50	peak	
5		6168.000	38.49	7.91	46.40	74.00	-27.60	peak	
6	*	7324.000	37.55	9.02	46.57	74.00	-27.43	peak	

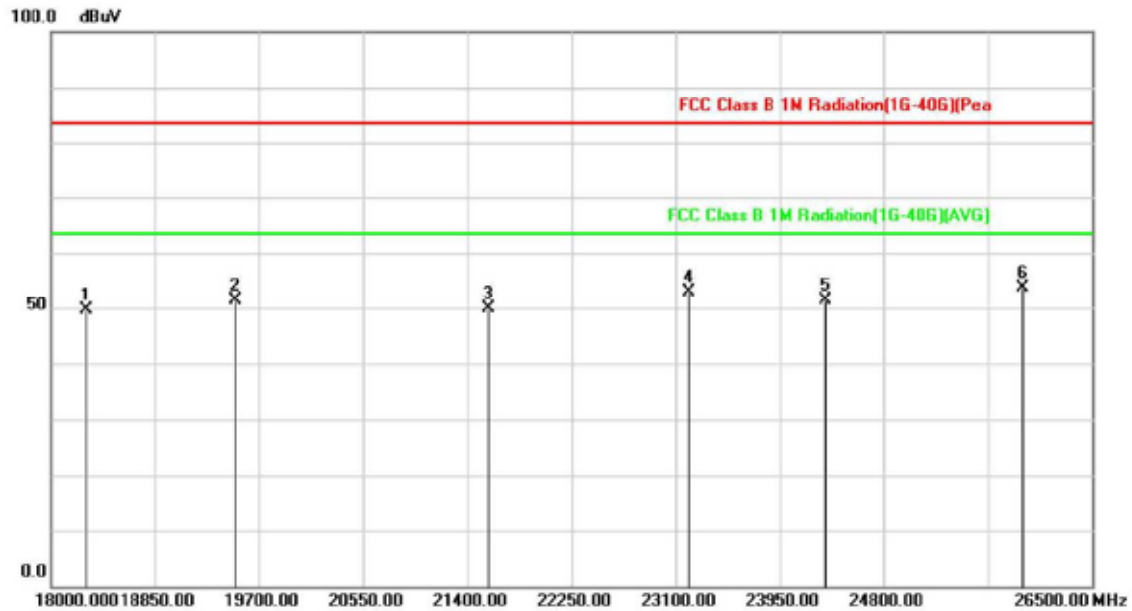
Unless otherwise stated the results shown in this test report refer only to the sample(s) tested and such sample(s) are retained for 90 days only.

除非另有說明，此報告結果僅對測試之樣品負責，同時此樣品僅保留90天，本報告未經本公司書面許可，不可部份複製。

This document is issued by the Company subject to its General Conditions of Service printed overleaf, available on request or accessible at www.sgs.com/terms_and_conditions.htm and, for electronic format documents, subject to Terms and Conditions for Electronic Documents at www.sgs.com/terms_e-document.htm. Attention is drawn to the limitation of liability, indemnification and jurisdiction issues defined therein. Any holder of this document is advised that information contained hereon reflects the Company's findings at the time of its intervention only and within the limits of Client's instructions, if any. The Company's sole responsibility is to its Client and this document does not exonerate parties to a transaction from exercising all their rights and obligations under the transaction documents. This document cannot be reproduced except in full, without prior written approval of the Company. Any unauthorized alteration, forgery or falsification of the content or appearance of this document is unlawful and offenders may be prosecuted to the fullest extent of the law.

18~26.5G

Operation Mode	Config 1 Data Link	Test Date	May 13, 2013
Tested By	Eddy Cheng	Pol	Ver. and Hor.

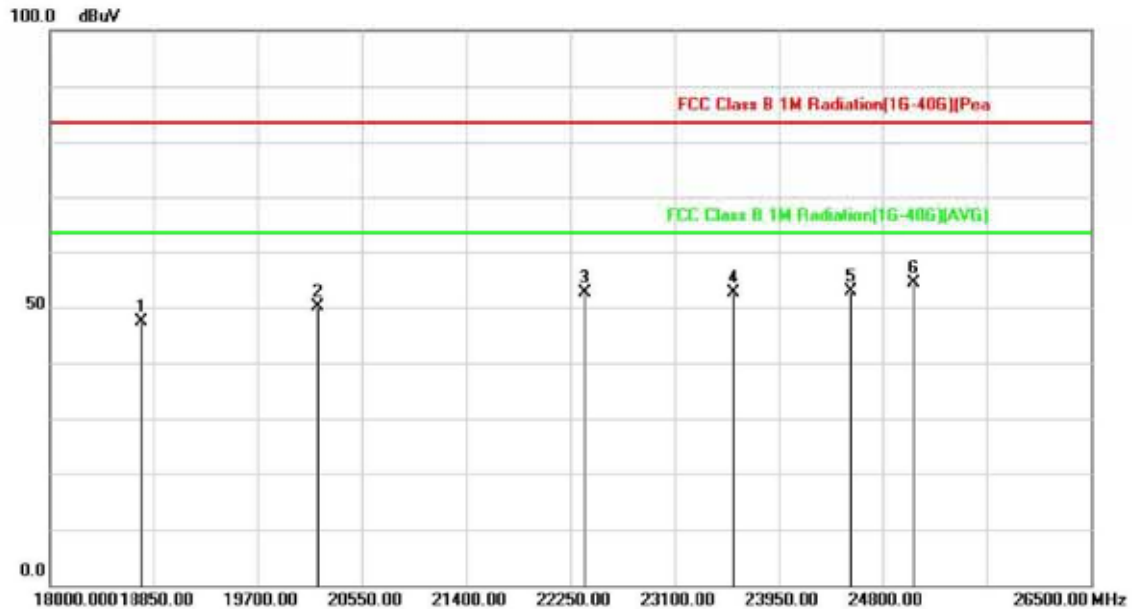


No.	Mk.	Freq. MHz	Reading Level dBuV	Correct Factor dB	Measurement dBuV	Limit dBuV	Over dB	Detector	Comment
1		18289.00	62.39	-12.76	49.63	83.50	-33.87	peak	
2		19513.00	62.64	-11.29	51.35	83.50	-32.15	peak	
3		21570.00	61.33	-11.41	49.92	83.50	-33.58	peak	
4		23202.00	63.57	-10.65	52.92	83.50	-30.58	peak	
5		24324.00	61.66	-10.37	51.29	83.50	-32.21	peak	
6	*	25939.00	62.09	-8.58	53.51	83.50	-29.99	peak	

Unless otherwise stated the results shown in this test report refer only to the sample(s) tested and such sample(s) are retained for 90 days only.

除非另有說明，此報告結果僅對測試之樣品負責，同時此樣品僅保留90天，本報告未經本公司書面許可，不可部份複製。

This document is issued by the Company subject to its General Conditions of Service printed overleaf, available on request or accessible at www.sgs.com/terms_and_conditions.htm and, for electronic format documents, subject to Terms and Conditions for Electronic Documents at www.sgs.com/terms_e-document.htm. Attention is drawn to the limitation of liability, indemnification and jurisdiction issues defined therein. Any holder of this document is advised that information contained hereon reflects the Company's findings at the time of its intervention only and within the limits of Client's instructions, if any. The Company's sole responsibility is to its Client and this document does not exonerate parties to a transaction from exercising all their rights and obligations under the transaction documents. This document cannot be reproduced except in full, without prior written approval of the Company. Any unauthorized alteration, forgery or falsification of the content or appearance of this document is unlawful and offenders may be prosecuted to the fullest extent of the law.



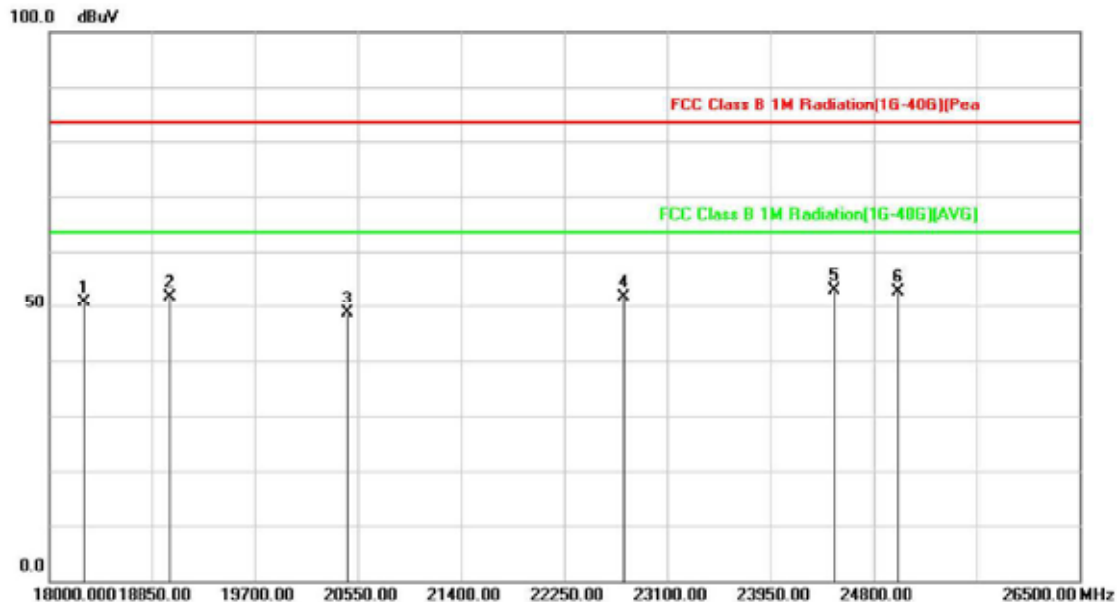
No.	Mk.	Freq. MHz	Reading Level dBuV	Correct Factor dB	Measure- ment dBuV	Limit dBuV	Over dB	Detector	Comment
1		18748.00	59.51	-12.11	47.40	83.50	-36.10	peak	
2		20193.00	62.78	-12.67	50.11	83.50	-33.39	peak	
3		22369.00	63.95	-11.30	52.65	83.50	-30.85	peak	
4		23576.00	63.12	-10.55	52.57	83.50	-30.93	peak	
5		24545.00	62.73	-9.88	52.85	83.50	-30.65	peak	
6	*	25055.00	63.63	-9.29	54.34	83.50	-29.16	peak	

Unless otherwise stated the results shown in this test report refer only to the sample(s) tested and such sample(s) are retained for 90 days only.

除非另有說明，此報告結果僅對測試之樣品負責，同時此樣品僅保留90天，本報告未經本公司書面許可，不可部份複製。

This document is issued by the Company subject to its General Conditions of Service printed overleaf, available on request or accessible at www.sgs.com/terms_and_conditions.htm and, for electronic format documents, subject to Terms and Conditions for Electronic Documents at www.sgs.com/terms_e-document.htm. Attention is drawn to the limitation of liability, indemnification and jurisdiction issues defined therein. Any holder of this document is advised that information contained hereon reflects the Company's findings at the time of its intervention only and within the limits of Client's instructions, if any. The Company's sole responsibility is to its Client and this document does not exonerate parties to a transaction from exercising all their rights and obligations under the transaction documents. This document cannot be reproduced except in full, without prior written approval of the Company. Any unauthorized alteration, forgery or falsification of the content or appearance of this document is unlawful and offenders may be prosecuted to the fullest extent of the law.

Operation Mode	Config 2 Recording Mode	Test Date	May 13, 2013
Tested By	Eddy Cheng	Pol	Ver. and Hor.

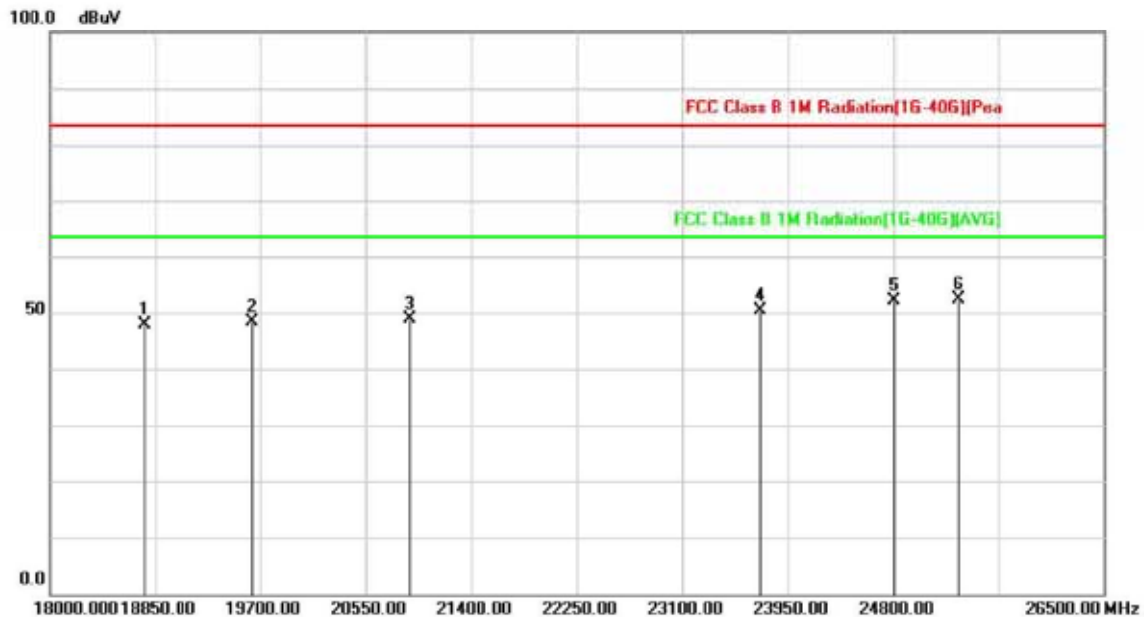


No.	Mk.	Freq. MHz	Reading Level dBuV	Correct Factor dB	Measure- ment dBuV	Limit dBuV	Over dB	Detector	Comment
1		18289.00	63.39	-12.76	50.63	83.50	-32.87	peak	
2		19003.00	63.45	-11.78	51.67	83.50	-31.83	peak	
3		20465.00	60.77	-12.18	48.59	83.50	-34.91	peak	
4		22743.00	62.61	-11.07	51.54	83.50	-31.96	peak	
5	*	24477.00	62.96	-9.98	52.98	83.50	-30.52	peak	
6		25004.00	62.08	-9.51	52.57	83.50	-30.93	peak	

Unless otherwise stated the results shown in this test report refer only to the sample(s) tested and such sample(s) are retained for 90 days only.

除非另有說明，此報告結果僅對測試之樣品負責，同時此樣品僅保留90天。本報告未經本公司書面許可，不可部份複製。

This document is issued by the Company subject to its General Conditions of Service printed overleaf, available on request or accessible at www.sgs.com/terms_and_conditions.htm and, for electronic format documents, subject to Terms and Conditions for Electronic Documents at www.sgs.com/terms_e-document.htm. Attention is drawn to the limitation of liability, indemnification and jurisdiction issues defined therein. Any holder of this document is advised that information contained hereon reflects the Company's findings at the time of its intervention only and within the limits of Client's instructions, if any. The Company's sole responsibility is to its Client and this document does not exonerate parties to a transaction from exercising all their rights and obligations under the transaction documents. This document cannot be reproduced except in full, without prior written approval of the Company. Any unauthorized alteration, forgery or falsification of the content or appearance of this document is unlawful and offenders may be prosecuted to the fullest extent of the law.



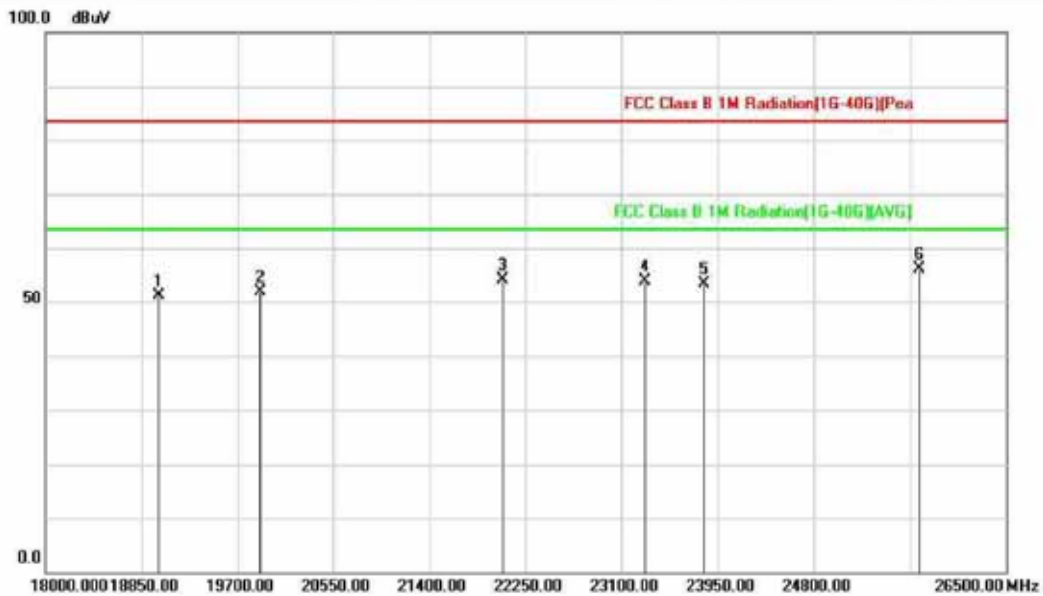
No.	Mk.	Freq. MHz	Reading Level dBuV	Correct Factor dB	Measure- ment dBuV	Limit dBuV	Over dB	Detector	Comment
1		18765.00	59.93	-12.09	47.84	83.50	-35.66	peak	
2		19632.00	60.01	-11.71	48.30	83.50	-35.20	peak	
3		20907.00	60.64	-11.80	48.84	83.50	-34.66	peak	
4		23729.00	61.19	-10.78	50.41	83.50	-33.09	peak	
5		24800.00	61.87	-9.68	52.19	83.50	-31.31	peak	
6	*	25327.00	60.45	-8.13	52.32	83.50	-31.18	peak	

Unless otherwise stated the results shown in this test report refer only to the sample(s) tested and such sample(s) are retained for 90 days only.

除非另有說明，此報告結果僅對測試之樣品負責，同時此樣品僅保留90天，本報告未經本公司書面許可，不可部份複製。

This document is issued by the Company subject to its General Conditions of Service printed overleaf, available on request or accessible at www.sgs.com/terms_and_conditions.htm and, for electronic format documents, subject to Terms and Conditions for Electronic Documents at www.sgs.com/terms_e-document.htm. Attention is drawn to the limitation of liability, indemnification and jurisdiction issues defined therein. Any holder of this document is advised that information contained hereon reflects the Company's findings at the time of its intervention only and within the limits of Client's instructions, if any. The Company's sole responsibility is to its Client and this document does not exonerate parties to a transaction from exercising all their rights and obligations under the transaction documents. This document cannot be reproduced except in full, without prior written approval of the Company. Any unauthorized alteration, forgery or falsification of the content or appearance of this document is unlawful and offenders may be prosecuted to the fullest extent of the law.

Operation Mode	Config 2 Play Recording Mode	Test Date	Apr. 25, 2013
Tested By	Eddy Cheng	Pol	Ver. and Hor.



No.	Mk.	Freq. MHz	Reading Level dBuV	Correct Factor dB	Measure- ment dBuV	Limit dBuV	Over dB	Detector	Comment
1		19003.00	62.95	-11.78	51.17	83.50	-32.33	peak	
2		19904.00	64.66	-12.67	51.99	83.50	-31.51	peak	
3		22046.00	65.30	-11.24	54.06	83.50	-29.44	peak	
4		23304.00	64.53	-10.58	53.95	83.50	-29.55	peak	
5		23831.00	64.22	-10.94	53.28	83.50	-30.22	peak	
6	*	25735.00	64.08	-8.03	56.05	83.50	-27.45	peak	

Unless otherwise stated the results shown in this test report refer only to the sample(s) tested and such sample(s) are retained for 90 days only.

除非另有說明，此報告結果僅對測試之樣品負責，同時此樣品僅保留90天。本報告未經本公司書面許可，不可部份複製。

This document is issued by the Company subject to its General Conditions of Service printed overleaf, available on request or accessible at www.sgs.com/terms_and_conditions.htm and, for electronic format documents, subject to Terms and Conditions for Electronic Documents at www.sgs.com/terms_e-document.htm. Attention is drawn to the limitation of liability, indemnification and jurisdiction issues defined therein. Any holder of this document is advised that information contained hereon reflects the Company's findings at the time of its intervention only and within the limits of Client's instructions, if any. The Company's sole responsibility is to its Client and this document does not exonerate parties to a transaction from exercising all their rights and obligations under the transaction documents. This document cannot be reproduced except in full, without prior written approval of the Company. Any unauthorized alteration, forgery or falsification of the content or appearance of this document is unlawful and offenders may be prosecuted to the fullest extent of the law.



No.	Mk.	Freq. MHz	Reading Level dBuV	Correct Factor dB	Measure- ment dBuV	Limit dBuV	Over dB	Detector	Comment
1		18357.00	63.56	-12.65	50.91	83.50	-32.59	peak	
2		18935.00	63.60	-11.87	51.73	83.50	-31.77	peak	
3		20533.00	62.66	-12.10	50.56	83.50	-32.94	peak	
4		22131.00	64.24	-11.26	52.98	83.50	-30.52	peak	
5		23423.00	62.16	-10.48	51.68	83.50	-31.82	peak	
6	*	25599.00	63.81	-7.66	56.15	83.50	-27.35	peak	

Unless otherwise stated the results shown in this test report refer only to the sample(s) tested and such sample(s) are retained for 90 days only.

除非另有說明，此報告結果僅對測試之樣品負責，同時此樣品僅保留90天。本報告未經本公司書面許可，不可部份複製。

This document is issued by the Company subject to its General Conditions of Service printed overleaf, available on request or accessible at www.sgs.com/terms_and_conditions.htm and, for electronic format documents, subject to Terms and Conditions for Electronic Documents at www.sgs.com/terms_e-document.htm. Attention is drawn to the limitation of liability, indemnification and jurisdiction issues defined therein. Any holder of this document is advised that information contained hereon reflects the Company's findings at the time of its intervention only and within the limits of Client's instructions, if any. The Company's sole responsibility is to its Client and this document does not exonerate parties to a transaction from exercising all their rights and obligations under the transaction documents. This document cannot be reproduced except in full, without prior written approval of the Company. Any unauthorized alteration, forgery or falsification of the content or appearance of this document is unlawful and offenders may be prosecuted to the fullest extent of the law.

Operation Mode	Config 2 MP3 Mode	Test Date	Apr. 25, 2013
Tested By	Eddy Cheng	Pol	Ver. and Hor.



No.	Mk.	Freq. MHz	Reading Level dBuV	Correct Factor dB	Measure- ment dBuV	Limit dBuV	Over dB	Detector	Comment
1		18374.00	62.71	-12.63	50.08	83.50	-33.42	peak	
2		19377.00	62.57	-11.38	51.19	83.50	-32.31	peak	
3		20074.00	64.52	-12.88	51.64	83.50	-31.86	peak	
4		21196.00	62.74	-11.61	51.13	83.50	-32.37	peak	
5		23304.00	63.53	-10.58	52.95	83.50	-30.55	peak	
6	*	26007.00	64.04	-8.75	55.29	83.50	-28.21	peak	

Unless otherwise stated the results shown in this test report refer only to the sample(s) tested and such sample(s) are retained for 90 days only.

除非另有說明，此報告結果僅對測試之樣品負責，同時此樣品僅保留90天。本報告未經本公司書面許可，不可部份複製。

This document is issued by the Company subject to its General Conditions of Service printed overleaf, available on request or accessible at www.sgs.com/terms_and_conditions.htm and, for electronic format documents, subject to Terms and Conditions for Electronic Documents at www.sgs.com/terms_e-document.htm. Attention is drawn to the limitation of liability, indemnification and jurisdiction issues defined therein. Any holder of this document is advised that information contained hereon reflects the Company's findings at the time of its intervention only and within the limits of Client's instructions, if any. The Company's sole responsibility is to its Client and this document does not exonerate parties to a transaction from exercising all their rights and obligations under the transaction documents. This document cannot be reproduced except in full, without prior written approval of the Company. Any unauthorized alteration, forgery or falsification of the content or appearance of this document is unlawful and offenders may be prosecuted to the fullest extent of the law.



No.	Mk.	Freq. MHz	Reading Level dBuV	Correct Factor dB	Measure- ment dBuV	Limit dBuV	Over dB	Detector	Comment
1		18187.00	63.88	-12.91	50.97	83.50	-32.53	peak	
2		19071.00	60.99	-11.70	49.29	83.50	-34.21	peak	
3		22131.00	64.24	-11.26	52.98	83.50	-30.52	peak	
4		23831.00	65.67	-10.94	54.73	83.50	-28.77	peak	
5		25174.00	63.48	-8.78	54.70	83.50	-28.80	peak	
6	*	25973.00	64.93	-8.66	56.27	83.50	-27.23	peak	

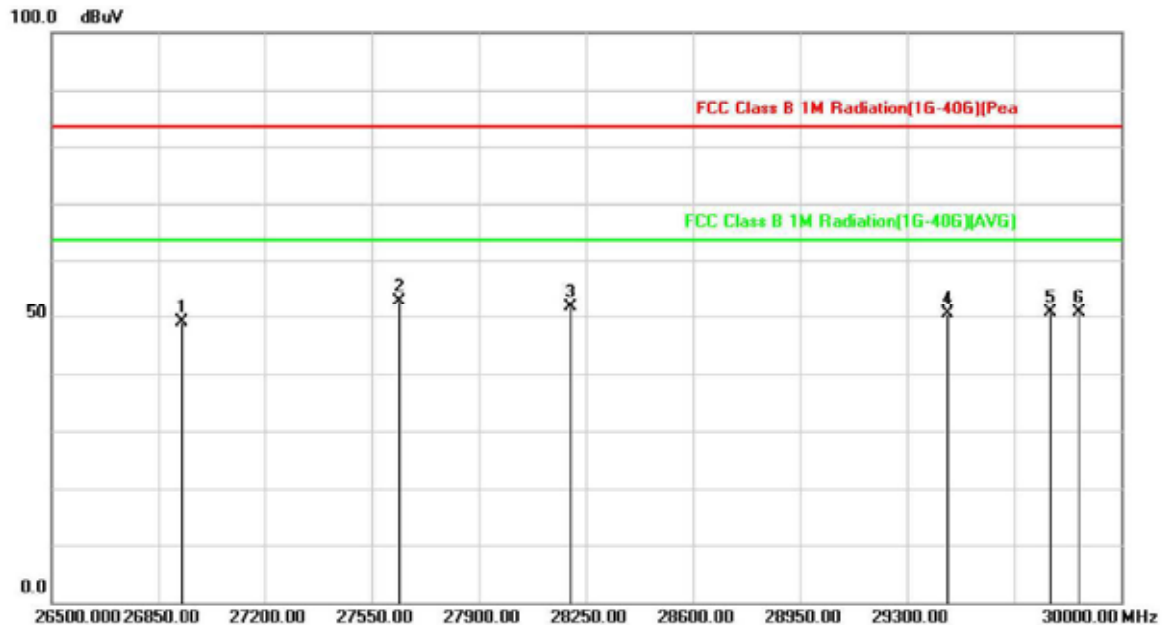
Unless otherwise stated the results shown in this test report refer only to the sample(s) tested and such sample(s) are retained for 90 days only.

除非另有說明，此報告結果僅對測試之樣品負責，同時此樣品僅保留90天。本報告未經本公司書面許可，不可部份複製。

This document is issued by the Company subject to its General Conditions of Service printed on leaflet, available on request or accessible at www.sgs.com/terms_and_conditions.htm and, for electronic format documents, subject to Terms and Conditions for Electronic Documents at www.sgs.com/terms_e-document.htm. Attention is drawn to the limitation of liability, indemnification and jurisdiction issues defined therein. Any holder of this document is advised that information contained hereon reflects the Company's findings at the time of its intervention only and within the limits of Client's instructions, if any. The Company's sole responsibility is to its Client and this document does not exonerate parties to a transaction from exercising all their rights and obligations under the transaction documents. This document cannot be reproduced except in full, without prior written approval of the Company. Any unauthorized alteration, forgery or falsification of the content or appearance of this document is unlawful and offenders may be prosecuted to the fullest extent of the law.

26.5~30G

Operation Mode	Config 1 Data Link Mode	Test Date	May 13, 2013
Tested By	Eddy Cheng	Pol	Ver. and Hor.

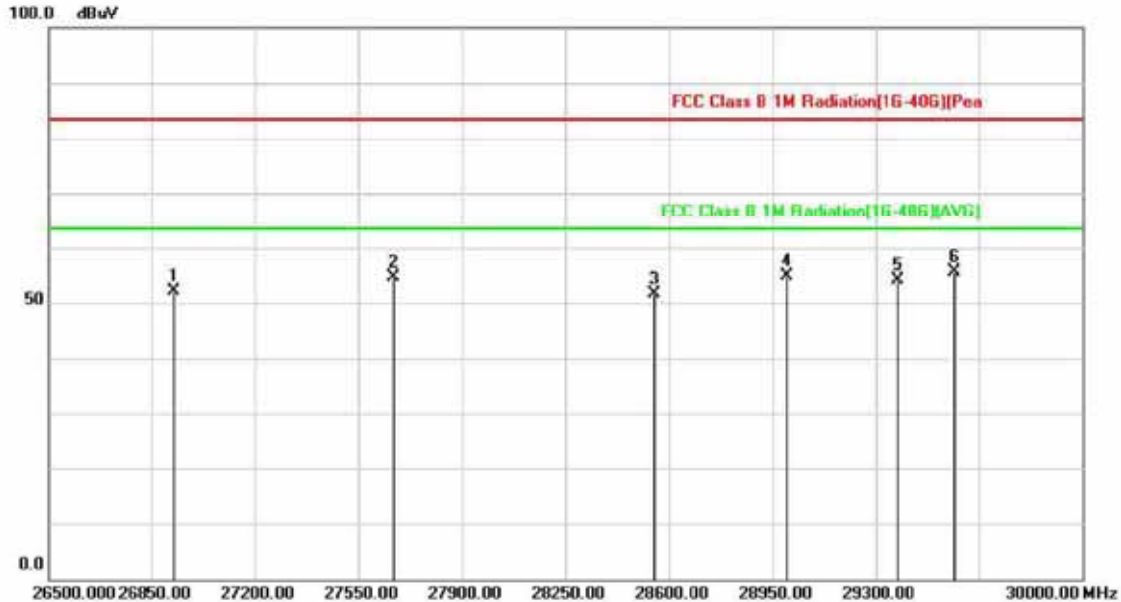


No.	Mk.	Freq. MHz	Reading Level dBuV	Correct Factor dB	Measure- ment dBuV	Limit dBuV	Over dB	Detector	Comment
1		26927.00	58.82	-10.05	48.77	83.50	-34.73	peak	
2	*	27641.00	63.58	-10.99	52.59	83.50	-30.91	peak	
3		28201.00	62.56	-10.90	51.66	83.50	-31.84	peak	
4		29433.00	62.58	-12.27	50.31	83.50	-33.19	peak	
5		29769.00	62.77	-12.26	50.51	83.50	-32.99	peak	
6		29860.00	62.90	-12.26	50.64	83.50	-32.86	peak	

Unless otherwise stated the results shown in this test report refer only to the sample(s) tested and such sample(s) are retained for 90 days only.

除非另有說明，此報告結果僅對測試之樣品負責，同時此樣品僅保留90天。本報告未經本公司書面許可，不可部份複製。

This document is issued by the Company subject to its General Conditions of Service printed overleaf, available on request or accessible at www.sgs.com/terms_and_conditions.htm and, for electronic format documents, subject to Terms and Conditions for Electronic Documents at www.sgs.com/terms_e-document.htm. Attention is drawn to the limitation of liability, indemnification and jurisdiction issues defined therein. Any holder of this document is advised that information contained hereon reflects the Company's findings at the time of its intervention only and within the limits of Client's instructions, if any. The Company's sole responsibility is to its Client and this document does not exonerate parties to a transaction from exercising all their rights and obligations under the transaction documents. This document cannot be reproduced except in full, without prior written approval of the Company. Any unauthorized alteration, forgery or falsification of the content or appearance of this document is unlawful and offenders may be prosecuted to the fullest extent of the law.



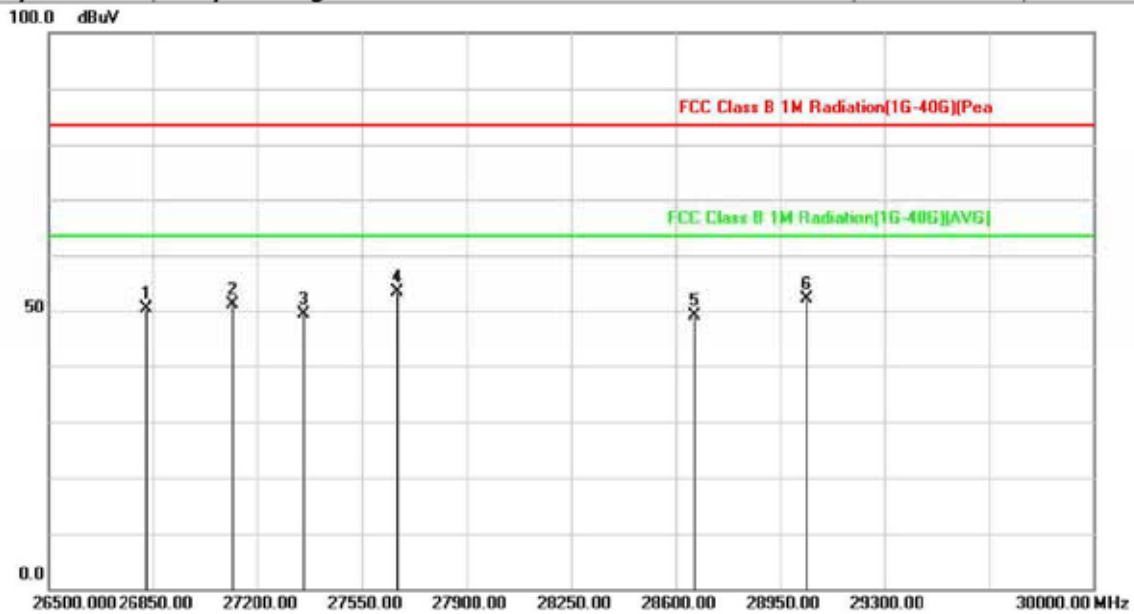
No.	Mk.	Freq. MHz	Reading Level dBuV	Correct Factor dB	Measure- ment dBuV	Limit dBuV	Over dB	Detector	Comment
1		26927.00	62.28	-10.05	52.23	83.50	-31.27	peak	
2		27669.00	65.56	-11.01	54.55	83.50	-28.95	peak	
3		28551.00	62.03	-10.52	51.51	83.50	-31.99	peak	
4		28999.00	67.21	-12.24	54.97	83.50	-28.53	peak	
5		29377.00	66.46	-12.26	54.20	83.50	-29.30	peak	
6	*	29566.00	68.02	-12.27	55.75	83.50	-27.75	peak	

Unless otherwise stated the results shown in this test report refer only to the sample(s) tested and such sample(s) are retained for 90 days only.

除非另有說明，此報告結果僅對測試之樣品負責，同時此樣品僅保留90天，本報告未經本公司書面許可，不可部份複製。

This document is issued by the Company subject to its General Conditions of Service printed overleaf, available on request or accessible at www.sgs.com/terms_and_conditions.htm and, for electronic format documents, subject to Terms and Conditions for Electronic Documents at www.sgs.com/terms_e-document.htm. Attention is drawn to the limitation of liability, indemnification and jurisdiction issues defined therein. Any holder of this document is advised that information contained hereon reflects the Company's findings at the time of its intervention only and within the limits of Client's instructions, if any. The Company's sole responsibility is to its Client and this document does not exonerate parties to a transaction from exercising all their rights and obligations under the transaction documents. This document cannot be reproduced except in full, without prior written approval of the Company. Any unauthorized alteration, forgery or falsification of the content or appearance of this document is unlawful and offenders may be prosecuted to the fullest extent of the law.

Operation Mode	Config 2 Recording Mode	Test Date	May 13, 2013
Tested By	Eddy Cheng	Pol	Ver. and Hor.

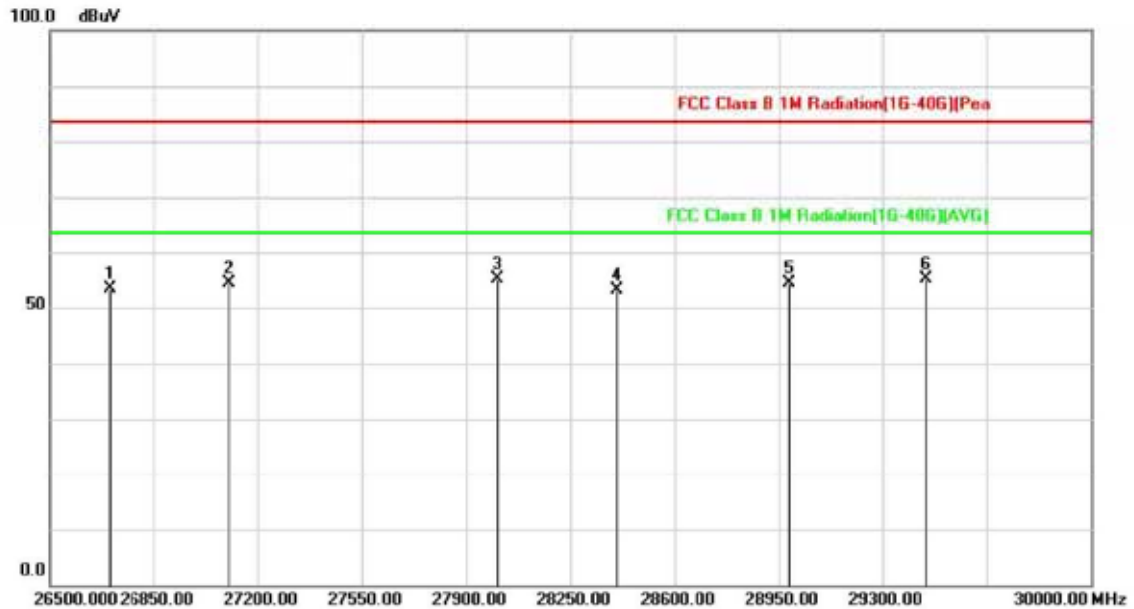


No.	Mk.	Freq. MHz	Reading Level dBuV	Correct Factor dB	Measure- ment dBuV	Limit dBuV	Over dB	Detector	Comment
1		26829.00	60.35	-9.94	50.41	83.50	-33.09	peak	
2		27116.00	61.46	-10.30	51.16	83.50	-32.34	peak	
3		27354.00	60.04	-10.65	49.39	83.50	-34.11	peak	
4	*	27669.00	64.42	-11.01	53.41	83.50	-30.09	peak	
5		28663.00	60.10	-10.94	49.16	83.50	-34.34	peak	
6		29041.00	64.31	-12.25	52.06	83.50	-31.44	peak	

Unless otherwise stated the results shown in this test report refer only to the sample(s) tested and such sample(s) are retained for 90 days only.

除非另有說明，此報告結果僅對測試之樣品負責，同時此樣品僅保留90天。本報告未經本公司書面許可，不可部份複製。

This document is issued by the Company subject to its General Conditions of Service printed overleaf, available on request or accessible at www.sgs.com/terms_and_conditions.htm and, for electronic format documents, subject to Terms and Conditions for Electronic Documents at www.sgs.com/terms_e-document.htm. Attention is drawn to the limitation of liability, indemnification and jurisdiction issues defined therein. Any holder of this document is advised that information contained hereon reflects the Company's findings at the time of its intervention only and within the limits of Client's instructions, if any. The Company's sole responsibility is to its Client and this document does not exonerate parties to a transaction from exercising all their rights and obligations under the transaction documents. This document cannot be reproduced except in full, without prior written approval of the Company. Any unauthorized alteration, forgery or falsification of the content or appearance of this document is unlawful and offenders may be prosecuted to the fullest extent of the law.



No.	Mk.	Freq. MHz	Reading Level dBuV	Correct Factor dB	Measure- ment dBuV	Limit dBuV	Over dB	Detector	Comment
1		26703.00	63.07	-9.79	53.28	83.50	-30.22	peak	
2		27102.00	64.62	-10.28	54.34	83.50	-29.16	peak	
3	*	28005.00	66.53	-11.28	55.25	83.50	-28.25	peak	
4		28404.00	63.72	-10.51	53.21	83.50	-30.29	peak	
5		28985.00	66.69	-12.19	54.50	83.50	-29.00	peak	
6		29447.00	67.36	-12.27	55.09	83.50	-28.41	peak	

Unless otherwise stated the results shown in this test report refer only to the sample(s) tested and such sample(s) are retained for 90 days only.

除非另有說明，此報告結果僅對測試之樣品負責，同時此樣品僅保留90天。本報告未經本公司書面許可，不可部份複製。

This document is issued by the Company subject to its General Conditions of Service printed overleaf, available on request or accessible at www.sgs.com/terms_and_conditions.htm and, for electronic format documents, subject to Terms and Conditions for Electronic Documents at www.sgs.com/terms_e-document.htm. Attention is drawn to the limitation of liability, indemnification and jurisdiction issues defined therein. Any holder of this document is advised that information contained hereon reflects the Company's findings at the time of its intervention only and within the limits of Client's instructions, if any. The Company's sole responsibility is to its Client and this document does not exonerate parties to a transaction from exercising all their rights and obligations under the transaction documents. This document cannot be reproduced except in full, without prior written approval of the Company. Any unauthorized alteration, forgery or falsification of the content or appearance of this document is unlawful and offenders may be prosecuted to the fullest extent of the law.

Operation Mode	Config 2 Play Recording Mode	Test Date	Apr. 25, 2013
Tested By	Eddy Cheng	Pol	Ver. and Hor.



No. Mk.	Freq. MHz	Reading Level dBuV	Correct Factor dB	Measurement dBuV	Limit dBuV	Over dB	Detector	Comment
1	26619.00	57.94	-9.69	48.25	83.50	-35.25	peak	
2	27046.00	60.77	-10.20	50.57	83.50	-32.93	peak	
3	27466.00	61.68	-10.81	50.87	83.50	-32.63	peak	
4 *	27669.00	64.92	-11.01	53.91	83.50	-29.59	peak	
5	28838.00	61.79	-11.62	50.17	83.50	-33.33	peak	
6	29342.00	63.09	-12.26	50.83	83.50	-32.67	peak	

Unless otherwise stated the results shown in this test report refer only to the sample(s) tested and such sample(s) are retained for 90 days only.

除非另有說明，此報告結果僅對測試之樣品負責，同時此樣品僅保留90天。本報告未經本公司書面許可，不可部份複製。

This document is issued by the Company subject to its General Conditions of Service printed overleaf, available on request or accessible at www.sgs.com/terms_and_conditions.htm and, for electronic format documents, subject to Terms and Conditions for Electronic Documents at www.sgs.com/terms_e-document.htm. Attention is drawn to the limitation of liability, indemnification and jurisdiction issues defined therein. Any holder of this document is advised that information contained hereon reflects the Company's findings at the time of its intervention only and within the limits of Client's instructions, if any. The Company's sole responsibility is to its Client and this document does not exonerate parties to a transaction from exercising all their rights and obligations under the transaction documents. This document cannot be reproduced except in full, without prior written approval of the Company. Any unauthorized alteration, forgery or falsification of the content or appearance of this document is unlawful and offenders may be prosecuted to the fullest extent of the law.



No.	Mk.	Freq. MHz	Reading Level dBuV	Correct Factor dB	Measure- ment dBuV	Limit dBuV	Over dB	Detector	Comment
1		26619.00	63.66	-9.69	53.97	83.50	-29.53	peak	
2		26997.00	64.34	-10.12	54.22	83.50	-29.28	peak	
3		27613.00	67.07	-10.95	56.12	83.50	-27.38	peak	
4	*	28166.00	67.31	-10.96	56.35	83.50	-27.15	peak	
5		28852.00	64.74	-11.67	53.07	83.50	-30.43	peak	
6		29384.00	66.04	-12.26	53.78	83.50	-29.72	peak	

Unless otherwise stated the results shown in this test report refer only to the sample(s) tested and such sample(s) are retained for 90 days only.

除非另有說明，此報告結果僅對測試之樣品負責，同時此樣品僅保留90天。本報告未經本公司書面許可，不可部份複製。

This document is issued by the Company subject to its General Conditions of Service printed overleaf, available on request or accessible at www.sgs.com/terms_and_conditions.htm and, for electronic format documents, subject to Terms and Conditions for Electronic Documents at www.sgs.com/terms_e-document.htm. Attention is drawn to the limitation of liability, indemnification and jurisdiction issues defined therein. Any holder of this document is advised that information contained hereon reflects the Company's findings at the time of its intervention only and within the limits of Client's instructions, if any. The Company's sole responsibility is to its Client and this document does not exonerate parties to a transaction from exercising all their rights and obligations under the transaction documents. This document cannot be reproduced except in full, without prior written approval of the Company. Any unauthorized alteration, forgery or falsification of the content or appearance of this document is unlawful and offenders may be prosecuted to the fullest extent of the law.

Operation Mode	Config 2 MP3 Mode	Test Date	Apr. 25, 2013
Tested By	Eddy Cheng	Pol	Ver. and Hor.



No.	Mk.	Freq. MHz	Reading Level dBuV	Correct Factor dB	Measure- ment dBuV	Limit dBuV	Over dB	Detector	Comment
1		27088.00	62.08	-10.26	51.82	83.50	-31.68	peak	
2	*	27578.00	63.77	-10.92	52.85	83.50	-30.65	peak	
3		28215.00	62.19	-10.87	51.32	83.50	-32.18	peak	
4		28551.00	60.97	-10.52	50.45	83.50	-33.05	peak	
5		29104.00	64.90	-12.25	52.65	83.50	-30.85	peak	
6		29559.00	63.91	-12.27	51.64	83.50	-31.86	peak	

Unless otherwise stated the results shown in this test report refer only to the sample(s) tested and such sample(s) are retained for 90 days only.

除非另有說明，此報告結果僅對測試之樣品負責，同時此樣品僅保留90天。本報告未經本公司書面許可，不可部份複製。

This document is issued by the Company subject to its General Conditions of Service printed overleaf, available on request or accessible at www.sgs.com/terms_and_conditions.htm and, for electronic format documents, subject to Terms and Conditions for Electronic Documents at www.sgs.com/terms_e-document.htm. Attention is drawn to the limitation of liability, indemnification and jurisdiction issues defined therein. Any holder of this document is advised that information contained hereon reflects the Company's findings at the time of its intervention only and within the limits of Client's instructions, if any. The Company's sole responsibility is to its Client and this document does not exonerate parties to a transaction from exercising all their rights and obligations under the transaction documents. This document cannot be reproduced except in full, without prior written approval of the Company. Any unauthorized alteration, forgery or falsification of the content or appearance of this document is unlawful and offenders may be prosecuted to the fullest extent of the law.



No.	Mk.	Freq. MHz	Reading Level dBuV	Correct Factor dB	Measure- ment dBuV	Limit dBuV	Over dB	Detector	Comment
1		26682.00	63.74	-9.76	53.98	83.50	-29.52	peak	
2		26997.00	64.34	-10.12	54.22	83.50	-29.28	peak	
3		27613.00	67.07	-10.95	56.12	83.50	-27.38	peak	
4		28586.00	62.24	-10.65	51.59	83.50	-31.91	peak	
5	*	29139.00	69.10	-12.25	56.85	83.50	-26.65	peak	
6		29748.00	66.99	-12.26	54.73	83.50	-28.77	peak	

Unless otherwise stated the results shown in this test report refer only to the sample(s) tested and such sample(s) are retained for 90 days only.

除非另有說明，此報告結果僅對測試之樣品負責，同時此樣品僅保留90天。本報告未經本公司書面許可，不可部份複製。

This document is issued by the Company subject to its General Conditions of Service printed overleaf, available on request or accessible at www.sgs.com/terms_and_conditions.htm and, for electronic format documents, subject to Terms and Conditions for Electronic Documents at www.sgs.com/terms_e-document.htm. Attention is drawn to the limitation of liability, indemnification and jurisdiction issues defined therein. Any holder of this document is advised that information contained hereon reflects the Company's findings at the time of its intervention only and within the limits of Client's instructions, if any. The Company's sole responsibility is to its Client and this document does not exonerate parties to a transaction from exercising all their rights and obligations under the transaction documents. This document cannot be reproduced except in full, without prior written approval of the Company. Any unauthorized alteration, forgery or falsification of the content or appearance of this document is unlawful and offenders may be prosecuted to the fullest extent of the law.