

18.APPENDIX

18.1 Photographs of Test Setup




Fig. 1 Photograph of the DASY 5 measurement system





Fig. 2 Receiver of mobile contact center of Arch

18.2 Photographs of the EUT



Fig. 3 Front view of EUT



Fig. 4 Back view of EUT

