



# APPENDIX F: SAR TEST SETUP PHOTOGRAPHS


FCC ID: PY7PM-0430		SAR EVALUATION REPORT	<b>SONY</b>	Reviewed by: Quality Manager
Test Dates: 05/02/13 - 05/13/13 07/08/13 - 08/08/13	DUT Type: Portable Handset			APPENDIX F: Page 1 of 10



**SAR Test Setup Photo 1 – Right Cheek**



**SAR Test Setup Photo 2 – Right Tilt**



FCC ID: PY7PM-0430		SAR EVALUATION REPORT	<b>SONY</b>	Reviewed by: Quality Manager
<b>Test Dates:</b> 05/02/13 - 05/13/13 07/08/13 - 08/08/13	<b>DUT Type:</b> Portable Handset			APPENDIX F: Page 2 of 10



**SAR Test Setup Photo 3 – Left Cheek**



**SAR Test Setup Photo 4 – Left Tilt**


<b>FCC ID:</b> PY7PM-0430		<b>SAR EVALUATION REPORT</b>		<b>Reviewed by:</b> Quality Manager
<b>Test Dates:</b> 05/02/13 - 05/13/13 07/08/13 - 08/08/13	<b>DUT Type:</b> Portable Handset			<b>APPENDIX F:</b> Page 3 of 10



**SAR Test Setup Photo 5 – Back Side at 1.0 cm**




**SAR Test Setup Photo 6 – Back Side at 1.5 cm**


FCC ID: PY7PM-0430		SAR EVALUATION REPORT	<b>SONY</b>	Reviewed by: Quality Manager
<b>Test Dates:</b> 05/02/13 - 05/13/13 07/08/13 - 08/08/13	<b>DUT Type:</b> Portable Handset			APPENDIX F: Page 4 of 10



SAR Test Setup Photo 7 – Front Side at 1.0 cm




SAR Test Setup Photo 8 – Front Side at 1.5 cm


FCC ID: PY7PM-0430		SAR EVALUATION REPORT	<b>SONY</b>	Reviewed by: Quality Manager
<b>Test Dates:</b> 05/02/13 - 05/13/13 07/08/13 - 08/08/13	<b>DUT Type:</b> Portable Handset			APPENDIX F: Page 5 of 10



**SAR Test Setup Photo 9 – Top Edge at 1.0 cm**



**SAR Test Setup Photo 10 – Bottom Edge at 1.0 cm**

FCC ID: PY7PM-0430		SAR EVALUATION REPORT	<b>SONY</b>	Reviewed by: Quality Manager
<b>Test Dates:</b> 05/02/13 - 05/13/13 07/08/13 - 08/08/13	<b>DUT Type:</b> Portable Handset			APPENDIX F: Page 6 of 10







SAR Test Setup Photo 11 – Right Edge at 1.0 cm




SAR Test Setup Photo 12 – Left Edge at 1.0 cm


FCC ID: PY7PM-0430		SAR EVALUATION REPORT		Reviewed by: Quality Manager
Test Dates: 05/02/13 - 05/13/13 07/08/13 - 08/08/13	DUT Type: Portable Handset			APPENDIX F: Page 7 of 10




**SAR Test Setup Photo 13 – Back Side at 0.3 cm**




**SAR Test Setup Photo 14 – Front Side at 0.3 cm**

FCC ID: PY7PM-0430		SAR EVALUATION REPORT	<b>SONY</b>	Reviewed by: Quality Manager
<b>Test Dates:</b> 05/02/13 - 05/13/13 07/08/13 - 08/08/13	<b>DUT Type:</b> Portable Handset			APPENDIX F: Page 8 of 10








**SAR Test Setup Photo 15 – Top Edge at 0.3 cm**

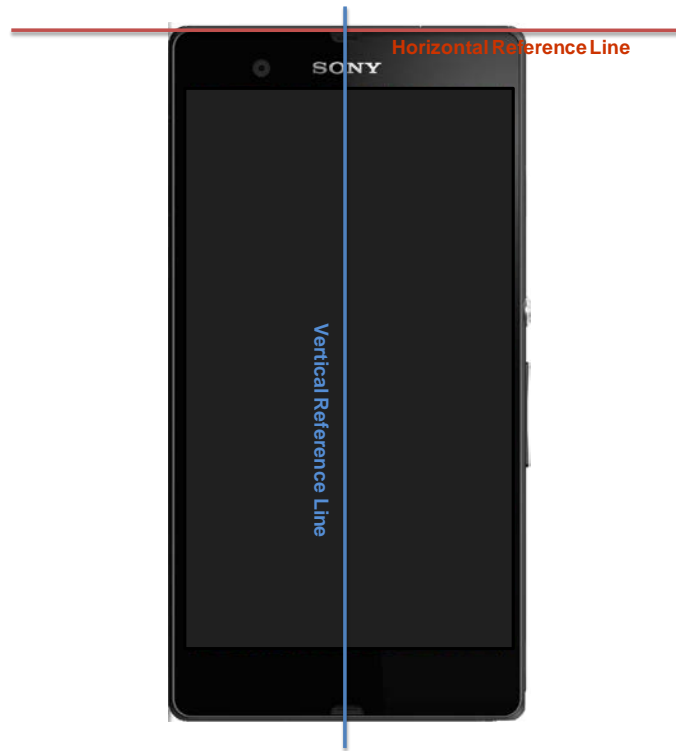


**SAR Test Setup Photo 16 – Bottom Edge at 0.3 cm**


FCC ID: PY7PM-0430		SAR EVALUATION REPORT		Reviewed by: Quality Manager
<b>Test Dates:</b> 05/02/13 - 05/13/13 07/08/13 - 08/08/13	<b>DUT Type:</b> Portable Handset			APPENDIX F: Page 9 of 10



SAR Test Setup Photo 17 – Right Edge at 0.3 cm



SAR Test Setup Photo 18 – DUT Reference Lines

FCC ID: PY7PM-0430		SAR EVALUATION REPORT	<b>SONY</b>	Reviewed by: Quality Manager
<b>Test Dates:</b> 05/02/13 - 05/13/13 07/08/13 - 08/08/13	<b>DUT Type:</b> Portable Handset			APPENDIX F: Page 10 of 10