



SAR EVALUATION REPORT

Applicant Name:
 Sony Mobile Communications AB
 Nya Vattentorget
 SE-221 88, Lund
 Sweden

Date of Testing:
 05/06/13 - 05/13/13; 06/18/13 - 08/08/13
Test Site/Location:
 PCTEST Lab, Columbia, MD, USA
Document Serial No.:
 OY1307011148.PY7

FCC ID: PY7PM-0430

APPLICANT: SONY MOBILE COMMUNICATIONS AB

DUT Type: Portable Handset
Application Type: Certification
FCC Rule Part(s): CFR §2.1093
Type Number: PM-0430-BM

| Equipment Class | Band & Mode | Tx Frequency | Measured Conducted Power [dBm] | SAR | | | |
|---|--------------------|-----------------------|--------------------------------|------------------|-----------------------|---------------------|------------------------|
| | | | | 1 gm Head (W/kg) | 1 gm Body-Worn (W/kg) | 1 gm Hotspot (W/kg) | 10 gm Extremity (W/kg) |
| PCE | GSM/GPRS/EDGE 850 | 824.20 - 848.80 MHz | 33.03 | 0.26 | 0.40 | 1.08 | |
| PCE | GSM/GPRS/EDGE 1900 | 1850.20 - 1909.80 MHz | 30.47 | 0.13 | 0.49 | 1.02 | 2.25 |
| PCE | UMTS 850 | 826.40 - 846.60 MHz | 24.48 | 0.35 | 0.44 | 0.88 | |
| PCE | UMTS 1900 | 1852.4 - 1907.6 MHz | 23.67 | 0.26 | 0.96 | 1.10 | 3.52 |
| PCE | UMTS 1750 | 1712.4 - 1752.5 MHz | 24.27 | 0.41 | 0.88 | 0.76 | 3.46 |
| PCE | LTE Band 2 (PCS) | 1850.7 - 1909.3 MHz | 23.27 | 0.19 | 0.87 | 1.02 | 2.54 |
| PCE | LTE Band 4 (AWS) | 1710.7 - 1754.3 MHz | 23.41 | 0.16 | 0.62 | 0.85 | 2.99 |
| PCE | LTE Band 5 (Cell) | 824.7 - 848.3 MHz | 22.82 | 0.23 | 0.28 | 0.56 | |
| PCE | LTE Band 17 | 706.5 - 713.5 MHz | 23.13 | < 0.1 | 0.11 | 0.17 | |
| PCE | LTE Band 7 | 2502.5 - 2567.5 MHz | 22.77 | 0.45 | 0.90 | 0.93 | 3.85 |
| DTS | 2.4 GHz WLAN | 2412 - 2462 MHz | 13.13 | 1.10 | 0.18 | 0.32 | |
| DTS | 5.8 GHz WLAN | 5745 - 5825 MHz | 13.48 | 1.02 | 0.13 | | 0.44 |
| NII | 5.2 GHz WLAN | 5180 - 5240 MHz | 13.39 | 0.81 | < 0.1 | | 0.58 |
| NII | 5.3 GHz WLAN | 5260 - 5320 MHz | 12.93 | 0.75 | 0.10 | | 0.72 |
| NII | 5.5 GHz WLAN | 5500 - 5700 MHz | 11.45 | 0.75 | 0.10 | | 0.45 |
| DSS/DTS | Bluetooth | 2402 - 2480 MHz | 7.72 | | N/A | | |
| Simultaneous SAR per KDB 690783 D01v01r02: | | | | 1.55 | 1.08 | 1.35 | 4.00 |

Note: Powers in the above table represent output powers for the SAR test configurations and may not represent the highest output powers for all configurations for each mode.

This wireless portable device has been shown to be capable of compliance for localized specific absorption rate (SAR) for uncontrolled environment/general population exposure limits specified in ANSI/IEEE C95.1-1992 and has been tested in accordance with the measurement procedures specified in Section 1.8 of this report; for North American frequency bands only.

I attest to the accuracy of data. All measurements reported herein were performed by me or were made under my supervision and are correct to the best of my knowledge and belief. I assume full responsibility for the completeness of these measurements and vouch for the qualifications of all persons taking them. Test results reported herein relate only to the item(s) tested.



Randy Ortanez
 President



| | | | | |
|-----------------------------------|---|-------------------------------|-------------|---------------------------------|
| FCC ID: PY7PM-0430 | | SAR EVALUATION REPORT | SONY | Reviewed by: Quality Manager |
| Document S/N: OY1307011148.PY7 | Test Dates: 05/06/13 - 05/13/13 06/18/13 - 08/08/13 | DUT Type: Portable Handset | | Page 1 of 91 |

T A B L E O F C O N T E N T S

| | | |
|---|--|----|
| 1 | DEVICE UNDER TEST | 3 |
| 2 | LTE INFORMATION | 11 |
| 3 | INTRODUCTION | 12 |
| 4 | DOSIMETRIC ASSESSMENT | 13 |
| 5 | DEFINITION OF REFERENCE POINTS | 14 |
| 6 | TEST CONFIGURATION POSITIONS FOR HANDSETS | 15 |
| 7 | RF EXPOSURE LIMITS | 19 |
| 8 | FCC MEASUREMENT PROCEDURES..... | 20 |
| 9 | RF CONDUCTED POWERS..... | 25 |
| 10 | SYSTEM VERIFICATION..... | 53 |
| 11 | SAR DATA SUMMARY | 58 |
| 12 | FCC MULTI-TX AND ANTENNA SAR CONSIDERATIONS..... | 74 |
| 13 | SAR MEASUREMENT VARIABILITY | 83 |
| 14 | EQUIPMENT LIST..... | 85 |
| 15 | MEASUREMENT UNCERTAINTIES | 87 |
| 16 | CONCLUSION..... | 89 |
| 17 | REFERENCES | 90 |
| APPENDIX A: SAR TEST PLOTS | | |
| APPENDIX B: SAR DIPOLE VERIFICATION PLOTS | | |
| APPENDIX C: PROBE AND DIPOLE CALIBRATION CERTIFICATES | | |
| APPENDIX D: SAR TISSUE SPECIFICATIONS | | |
| APPENDIX E: SAR SYSTEM VALIDATION | | |
| APPENDIX F: SAR TEST SETUP PHOTOGRAPHS | | |

| | | | | |
|-----------------------------------|---|-------------------------------|---|---------------------------------|
| FCC ID: PY7PM-0430 |  | SAR EVALUATION REPORT |  | Reviewed by: Quality Manager |
| Document S/N: 0Y1307011148.PY7 | Test Dates: 05/06/13 - 05/13/13 06/18/13 - 08/08/13 | DUT Type: Portable Handset | Page 2 of 91 | |


1 DEVICE UNDER TEST

1.1 Device Overview

| Band & Mode | Operating Modes | Tx Frequency |
|--------------------|-----------------|-----------------------|
| GSM/GPRS/EDGE 850 | Voice/Data | 824.20 - 848.80 MHz |
| GSM/GPRS/EDGE 1900 | Voice/Data | 1850.20 - 1909.80 MHz |
| UMTS 850 | Voice/Data | 826.40 - 846.60 MHz |
| UMTS 1900 | Voice/Data | 1852.4 - 1907.6 MHz |
| UMTS 1750 | Voice/Data | 1712.4 - 1752.5 MHz |
| LTE Band 2 (PCS) | Data | 1850.7 - 1909.3 MHz |
| LTE Band 4 (AWS) | Data | 1710.7 - 1754.3 MHz |
| LTE Band 5 (Cell) | Data | 824.7 - 848.3 MHz |
| LTE Band 17 | Data | 706.5 - 713.5 MHz |
| LTE Band 7 | Data | 2502.5 - 2567.5 MHz |
| 2.4 GHz WLAN | Data | 2412 - 2462 MHz |
| 5.8 GHz WLAN | Data | 5745 - 5825 MHz |
| 5.2 GHz WLAN | Data | 5180 - 5240 MHz |
| 5.3 GHz WLAN | Data | 5260 - 5320 MHz |
| 5.5 GHz WLAN | Data | 5500 - 5700 MHz |
| Bluetooth | Data | 2402 - 2480 MHz |
| NFC | Data | 13.56 MHz |

1.2 Power Reduction for SAR

This device utilizes power reduction under some portable hotspot conditions (tethering) for SAR compliance. There is power reduction for GSM/GPRS/EDGE 1900, UMTS FDD 4, UMTS FDD 2, LTE Band 4, LTE Band 2, and LTE Band 7. There is no power reduction for GSM/GPRS/EDGE 850, UMTS FDD 5, LTE Band 5, LTE Band 17 and WLAN modes. The reduced powers were confirmed via conducted power measurements at the RF port (see Section 9). Detailed description of the hotspot power reduction mechanism is included in the operational description.

| | | | | |
|-----------------------------------|---|-------------------------------|-------------|---------------------------------|
| FCC ID: PY7PM-0430 |  | SAR EVALUATION REPORT | SONY | Reviewed by: Quality Manager |
| Document S/N: 0Y1307011148.PY7 | Test Dates: 05/06/13 - 05/13/13 06/18/13 - 08/08/13 | DUT Type: Portable Handset | | Page 3 of 91 |

1.3 Nominal and Maximum Output Power Specifications


This device operates using the following maximum and nominal output power specifications. SAR values were scaled to the maximum allowed power to determine compliance per KDB Publication 447498 D01v05.

Maximum Power with hotspot mode inactive:

| Mode / Band | | Voice (dBm) | Burst Average GMSK (dBm) | | | | Burst Average 8-PSK (dBm) | | | |
|--------------------|---------|-------------|--------------------------|------------|------------|------------|---------------------------|------------|------------|------------|
| | | 1 TX Slot | 1 TX Slots | 2 TX Slots | 3 TX Slots | 4 TX Slots | 1 TX Slots | 2 TX Slots | 3 TX Slots | 4 TX Slots |
| GSM/GPRS/EDGE 850 | Maximum | 33.6 | 33.6 | 31.6 | 30.6 | 29.6 | 28.0 | 26.0 | 25.0 | 24.0 |
| | Nominal | 33.0 | 33.0 | 31.0 | 30.0 | 29.0 | 27.0 | 25.0 | 24.0 | 23.0 |
| GSM/GPRS/EDGE 1900 | Maximum | 30.6 | 30.6 | 28.5 | 27.5 | 26.5 | 27.0 | 25.0 | 24.0 | 23.0 |
| | Nominal | 30.0 | 30.0 | 28.0 | 27.0 | 26.0 | 26.0 | 24.0 | 23.0 | 22.0 |

| Mode / Band | | Modulated Average (dBm) | | | |
|------------------------|---------|-------------------------|------------|------------|---------------|
| | | 3GPP RMC | 3GPP HSDPA | 3GPP HSUPA | 3GPP DC-HSDPA |
| UMTS Band 5 (850 MHz) | Maximum | 24.5 | 24.5 | 24.5 | 24.5 |
| | Nominal | 24.0 | 24.0 | 24.0 | 24.0 |
| UMTS Band 4 (1750 MHz) | Maximum | 24.5 | 24.5 | 24.5 | 24.5 |
| | Nominal | 24.0 | 24.0 | 24.0 | 24.0 |
| UMTS Band 2 (1900 MHz) | Maximum | 24.0 | 24.0 | 24.0 | 24.0 |
| | Nominal | 23.5 | 23.5 | 23.5 | 23.5 |


| Mode / Band | | Modulated Average (dBm) |
|-------------------|---------|-------------------------|
| LTE Band 2 (PCS) | Maximum | 23.8 |
| | Nominal | 23.0 |
| LTE Band 4 (AWS) | Maximum | 23.6 |
| | Nominal | 23.0 |
| LTE Band 5 (Cell) | Maximum | 23.1 |
| | Nominal | 22.5 |
| LTE Band 17 | Maximum | 23.6 |
| | Nominal | 23.0 |
| LTE Band 7 | Maximum | 23.8 |
| | Nominal | 23.0 |

| | | | | |
|-----------------------------------|---|-------------------------------|-------------|---------------------------------|
| FCC ID: PY7PM-0430 |  | SAR EVALUATION REPORT | SONY | Reviewed by: Quality Manager |
| Document S/N: 0Y1307011148.PY7 | Test Dates: 05/06/13 - 05/13/13 06/18/13 - 08/08/13 | DUT Type: Portable Handset | | Page 4 of 91 |

| Mode / Band | | Modulated Average (dBm) | | |
|--|---------|-------------------------|---------|---------|
| IEEE 802.11b (2.4 GHz) | Channel | 1 | 2-10 | 11 |
| | Maximum | 12.0 | 14.0 | 12.0 |
| | Nominal | 11.3 | 13.3 | 11.3 |
| IEEE 802.11g (2.4 GHz) | Channel | 1 | 2-10 | 11 |
| | Maximum | 11.8 | 13.8 | 11.8 |
| | Nominal | 11.1 | 13.1 | 11.1 |
| IEEE 802.11n (2.4 GHz) | Channel | 1 | 2-10 | 11 |
| | Maximum | 11.8 | 13.8 | 11.8 |
| | Nominal | 11.1 | 13.1 | 11.1 |
| IEEE 802.11a (5 GHz 6Mbps - 18Mbps) | Channel | 36-64 | 100-140 | 149-165 |
| | Maximum | 13.5 | 11.5 | 13.5 |
| | Nominal | 12.8 | 10.8 | 12.8 |
| IEEE 802.11a (5 GHz 24Mbps - 54Mbps) | Channel | 36-64 | 100-140 | 149-165 |
| | Maximum | 12.5 | 11.5 | 12.5 |
| | Nominal | 11.8 | 10.8 | 11.8 |
| IEEE 802.11n (5GHz HT20) | Channel | 36-64 | 100-140 | 149-165 |
| | Maximum | 12.0 | 11.0 | 12.0 |
| | Nominal | 11.3 | 10.3 | 11.3 |
| IEEE 802.11n (5GHz HT40) | Channel | 38-62 | 102-134 | 151-159 |
| | Maximum | 11.8 | 11.0 | 11.8 |
| | Nominal | 11.1 | 10.3 | 11.1 |
| IEEE 802.11ac (5GHz 80MHz BW MCS0 - MCS3) | Channel | 42-58 | 106-122 | 155 |
| | Maximum | 11.0 | 11.0 | 11.8 |
| | Nominal | 10.3 | 10.3 | 11.1 |
| IEEE 802.11ac (5 GHz 80MHz BW MCS4 - MCS7) | Channel | 42-58 | 106-122 | 155 |
| | Maximum | 10.5 | 10.5 | 10.5 |
| | Nominal | 9.8 | 9.8 | 9.8 |
| Bluetooth | Maximum | 9.5 | | |
| | Nominal | 6.0 | | |

Reduced Power with hotspot mode activated:

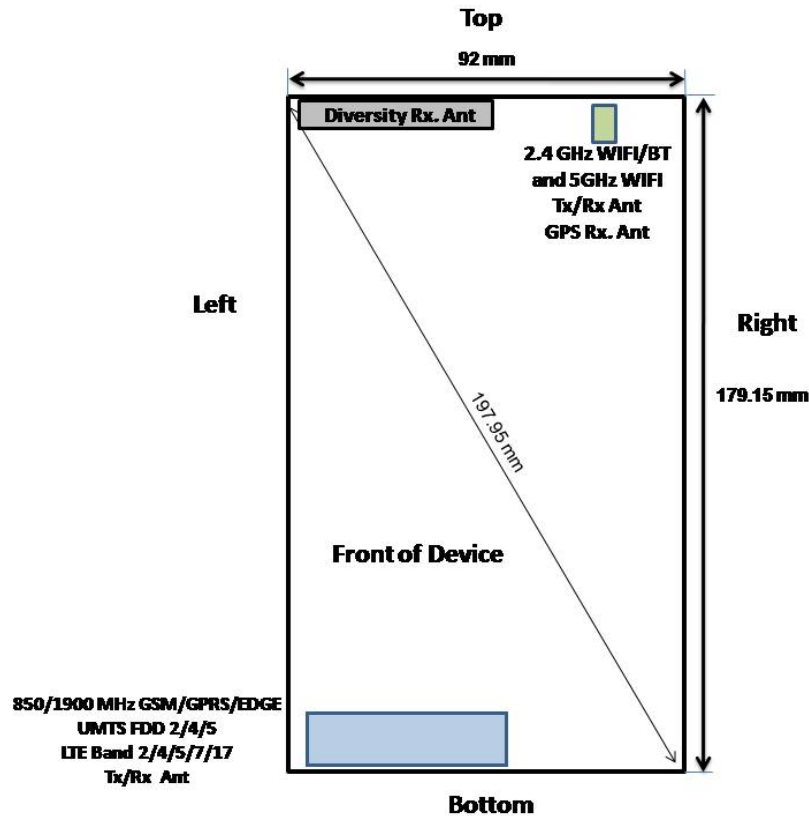
| Mode / Band | Voice (dBm) | Burst Average GMSK (dBm) | | | | Burst Average 8-PSK (dBm) | | | | |
|--------------------|-------------|--------------------------|------------|------------|------------|---------------------------|------------|------------|------------|------|
| | 1 TX Slot | 1 TX Slots | 2 TX Slots | 3 TX Slots | 4 TX Slots | 1 TX Slots | 2 TX Slots | 3 TX Slots | 4 TX Slots | |
| GSM/GPRS/EDGE 1900 | Maximum | 29.0 | 29.0 | 27.0 | 25.5 | 24.5 | 27.0 | 25.0 | 24.0 | 23.0 |
| | Nominal | 27.3 | 27.3 | 25.3 | 23.8 | 22.8 | 26.0 | 24.0 | 23.0 | 22.0 |

| | | | | |
|-----------------------------------|--|-------------------------------|-------------|---------------------------------|
| FCC ID: PY7PM-0430 |  PCTEST ENGINEERING LABORATORY, INC. | SAR EVALUATION REPORT | SONY | Reviewed by: Quality Manager |
| Document S/N: 0Y1307011148.PY7 | Test Dates: 05/06/13 - 05/13/13 06/18/13 - 08/08/13 | DUT Type: Portable Handset | | Page 5 of 91 |

| Mode / Band | | Modulated Average (dBm) | | | |
|------------------------|---------|-------------------------|------------|------------|---------------|
| | | 3GPP RMC | 3GPP HSDPA | 3GPP HSUPA | 3GPP DC-HSDPA |
| UMTS Band 4 (1750 MHz) | Maximum | 21.5 | 21.5 | 21.5 | 21.5 |
| | Nominal | 20.0 | 20.0 | 20.0 | 20.0 |
| UMTS Band 2 (1900 MHz) | Maximum | 21.0 | 21.0 | 21.0 | 21.0 |
| | Nominal | 19.5 | 19.5 | 19.5 | 19.5 |

| Mode / Band | | Modulated Average (dBm) |
|------------------|---------|-------------------------|
| LTE Band 2 (PCS) | Maximum | 21.0 |
| | Nominal | 19.2 |
| LTE Band 4 (AWS) | Maximum | 21.5 |
| | Nominal | 19.9 |
| LTE Band 7 | Maximum | 20.5 |
| | Nominal | 18.7 |


1.4 DUT Antenna Locations



Notes:

1. Exact antenna dimensions and separation distances are shown in the Technical Descriptions in the FCC Filing.
2. Because the diagonal distance of this device is >160 mm, it is considered a "phablet".

Figure 1-1
DUT Antenna Locations

| | | | | |
|-----------------------------------|---|-------------------------------|-------------|---------------------------------|
| FCC ID: PY7PM-0430 |  | SAR EVALUATION REPORT | SONY | Reviewed by: Quality Manager |
| Document S/N: 0Y1307011148.PY7 | Test Dates: 05/06/13 - 05/13/13 06/18/13 - 08/08/13 | DUT Type: Portable Handset | | Page 6 of 91 |

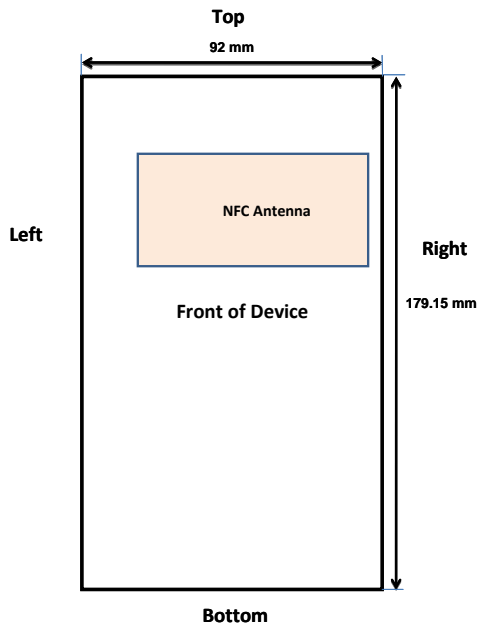
**Table 1-1
Sides for SAR Testing for Hotspot and Extremity Exposure Conditions**

| Mode | Back | Front | Top | Bottom | Right | Left |
|-------------------|------|-------|-----|--------|-------|------|
| GPRS 850 | Yes | Yes | No | Yes | No | Yes |
| GPRS 1900 | Yes | Yes | No | Yes | No | Yes |
| UMTS 850 | Yes | Yes | No | Yes | No | Yes |
| UMTS 1900 | Yes | Yes | No | Yes | No | Yes |
| UMTS 1750 | Yes | Yes | No | Yes | No | Yes |
| LTE Band 2 (PCS) | Yes | Yes | No | Yes | No | Yes |
| LTE Band 4 (AWS) | Yes | Yes | No | Yes | No | Yes |
| LTE Band 5 (Cell) | Yes | Yes | No | Yes | No | Yes |
| LTE Band 17 | Yes | Yes | No | Yes | No | Yes |
| LTE Band 7 | Yes | Yes | No | Yes | No | Yes |
| 2.4 GHz WLAN | Yes | Yes | Yes | No | Yes | No |
| 5 GHz WLAN | Yes | Yes | Yes | No | Yes | No |

Note: Particular DUT edges were not required to be evaluated for Wireless Router or Hand SAR if the edges were greater than 2.5 cm from the transmitting antenna according to FCC KDB Publication 941225 D06v01 guidance, page 2 and FCC KDB Publication 865664 D04v01r01. When the wireless router mode is enabled, all 5 GHz bands are disabled.

1.5 Near Field Communications (NFC) Antenna

This DUT has NFC operations. The NFC antenna is integrated into the device. Therefore, all SAR tests were performed with the NFC antenna already incorporated.



**Figure 1-2
NFC Antenna Locations**

| | | | | |
|-----------------------------------|---|-------------------------------|-------------|---------------------------------|
| FCC ID: PY7PM-0430 | | SAR EVALUATION REPORT | SONY | Reviewed by: Quality Manager |
| Document S/N: 0Y1307011148.PY7 | Test Dates: 05/06/13 - 05/13/13 06/18/13 - 08/08/13 | DUT Type: Portable Handset | | Page 7 of 91 |

1.6 Simultaneous Transmission Capabilities


According to FCC KDB Publication 447498 D05v01, transmitters are considered to be transmitting simultaneously when there is overlapping transmission, with the exception of transmissions during network hand-offs with maximum hand-off duration less than 30 seconds. This device contains multiple transmitters that may operate simultaneously, and therefore requires a simultaneous transmission analysis according to FCC KDB Publication 447498 D01v05 3) procedures.

**Table 1-2
Simultaneous Transmission Scenarios**

| No. | Capable Transmit Configurations | Head | Body-Worn Accessory | Hot Spot | Extremity |
|-----|--|-------------------|---------------------|--------------------------------|--------------------------------|
| | | IEEE 1528, Supp C | Supp C | FCC KDB 941225 D06 edges/sides | FCC KDB 648474 D04 edges/sides |
| 1 | GSM 850/1900 MHz Voice + WiFi 2.4 GHz | Yes | 15mm | N/A | Yes |
| 2 | UMTS FDD 2/4/5 Voice + WiFi 2.4 GHz | Yes | 15mm | N/A | Yes |
| 3 | 850/1900 MHz GPRS Data + WiFi 2.4 GHz | N/A | N/A | Yes | Yes |
| 4 | UMTS FDD 2/4/5 Data + WiFi 2.4 GHz | Yes | 15mm | Yes | Yes |
| 5 | LTE B2/4/5/7/17 Data + WiFi 2.4 GHz | Yes* | 15mm* | Yes | Yes |
| 6 | GSM 850/1900 MHz Voice + 2.4 GHz Bluetooth | N/A | 15mm | N/A | Yes |
| 7 | UMTS FDD 2/4/5 Voice + 2.4 GHz Bluetooth | N/A | 15mm | N/A | Yes |
| 8 | LTE B2/4/5/7/17 Data + 2.4 GHz Bluetooth | N/A | 15mm* | N/A | Yes |
| 9 | GSM 850/1900 MHz Voice + WiFi 5 GHz | Yes | 15mm | N/A | Yes |
| 10 | UMTS FDD 2/4/5 Voice + WiFi 5 GHz | Yes | 15mm | N/A | Yes |
| 11 | 850/1900 MHz GPRS/EDGE Data + WiFi 5GHz | N/A | N/A | N/A | Yes |
| 12 | UMTS FDD 2/4/5 Data + WIFI 5 GHz | N/A | N/A | N/A | Yes |
| 13 | LTE B2/4/5/7/17 Data + WiFi 5 GHz | N/A | N/A | N/A | Yes |
| 14 | All Voice + LTE | N/A | N/A | N/A | N/A |
| 15 | All Voice + WIFI + LTE | N/A | N/A | N/A | N/A |

Notes:

- (*) = for VOIP 3rd party applications possibly installed and used by the end-user
- When the user utilizes multiple services in UMTS 3G mode it uses multi-Radio Access Bearer or multi-RAB. The power control is based on a physical control channel (Dedicated Physical Control Channel [DPCCCH]) and power control will be adjusted to meet the needs of both services. Therefore, the UMTS+WLAN scenario also represents the UMTS Voice/DATA + WLAN Hotspot scenario.
- Per the manufacturer, WIFI Direct is not expected to be used in conjunction with a held-to-ear or body-worn accessory voice call. Therefore, the only new simultaneous transmission scenarios involving WIFI direct or WIFI display are for hand-held operations only.

| | | | | |
|-----------------------------------|---|-------------------------------|-------------|---------------------------------|
| FCC ID: PY7PM-0430 |  | SAR EVALUATION REPORT | SONY | Reviewed by: Quality Manager |
| Document S/N: 0Y1307011148.PY7 | Test Dates: 05/06/13 - 05/13/13 06/18/13 - 08/08/13 | DUT Type: Portable Handset | | Page 8 of 91 |

1.7 SAR Test Exclusions Applied

(A) WIFI/BT

Since Wireless Router operations are not allowed by the chipset firmware using 5 GHz WIFI, only 2.4 GHz WIFI Hotspot SAR tests and combinations are considered for SAR with respect to Wireless Router configurations according to FCC KDB 941225 D06v01.

Per FCC KDB 447498 D01v05, the SAR exclusion threshold for distances <50mm is defined by the following equation:

$$\frac{\text{Max Power of Channel (mW)}}{\text{Test Separation Dist (mm)}} * \sqrt{\text{Frequency(GHz)}} \leq 3.0$$

Based on the maximum conducted power of Bluetooth (rounded to the nearest mW) and the antenna to user separation distance, Bluetooth SAR was not required; $[(9/15) * \sqrt{2.441}] = 0.9 < 3.0$. Per KDB Publication 447498 D01v05, the maximum power of the channel was rounded to the nearest mW before calculation.

Per FCC KDB 447498 D01v05r01, the SAR exclusion threshold for 10g Extremity SAR for distances <50mm is defined by the following equation:

$$\frac{\text{Max Power of Channel (mW)}}{\text{Separation Dist(mm)}} * \sqrt{\text{Frequency (GHz)}} \leq 7.5$$

Based on the maximum conducted power of Bluetooth (rounded to the nearest mW) and the antenna to user separation distance, Bluetooth SAR was not required; $[(9/5) * \sqrt{2.441}] = 2.8 < 7.5$. Per KDB Publication 447498 D01v05r01, the maximum power of the channel was rounded to the nearest mW before calculation.


Per FCC KDB Publication 648474 D03-D04, this device is considered a "phablet" since its diagonal distance is greater than 160 mm. Therefore hand SAR tests are required. Because wireless router operations are not supported for 5 GHz WIFI, hand SAR was evaluated for 5 GHz WIFI. However, hand SAR was not evaluated for 2.4 GHz WIFI since Hotspot SAR for 2.4 GHz WIFI when scaled up to the maximum output power tolerances is < 1.2 W/kg. A 3mm Phablet SAR test distance was used based on a FCC KDB inquiry and is established according to the specific conditions applicable to the device.

This device supports 20 MHz and 40 MHz Bandwidths for IEEE 802.11n for 5 GHz WIFI only. IEEE 802.11n was not evaluated for SAR since the average output power of 20 MHz and 40 MHz bandwidths was not more than 0.25 dB higher than the average output power of IEEE 802.11a.

This device supports IEEE 802.11ac with the following features:

- a) Up to 80 MHz Bandwidth only
- b) No aggregate channel configurations
- c) 1 Tx antenna output
- d) 256 QAM is supported
- e) No new 5 GHz channels

Full SAR evaluations for all IEEE 802.11ac configurations were not required since the average output power was not more than 0.25 dB higher than IEEE 802.11a mode. IEEE 802.11ac was evaluated for the highest IEEE 802.11a position in each 5 GHz band and exposure condition.

| | | | | |
|-----------------------------------|---|-------------------------------|-------------|---------------------------------|
| FCC ID: PY7PM-0430 |  | SAR EVALUATION REPORT | SONY | Reviewed by: Quality Manager |
| Document S/N: 0Y1307011148.PY7 | Test Dates: 05/06/13 - 05/13/13 06/18/13 - 08/08/13 | DUT Type: Portable Handset | | Page 9 of 91 |

(B) Licensed Transmitter(s)

GSM/GPRS/EDGE DTM is not supported for US bands. Therefore, the GSM Voice modes in this report do not transmit simultaneously with GPRS Data.

LTE SAR for the higher modulations and lower bandwidths were not tested since the maximum average output power of all required channels and configurations was not more than 0.5 dB higher than the highest bandwidth; and the reported LTE SAR for the highest bandwidth was less than 1.45 W/kg for all configurations according to FCC KDB 941225 D05v02.

Per FCC KDB Publication 648474 D03-D04, this device is considered a "phablet" since its diagonal distance is greater than 160 mm. Therefore hand SAR tests are required. When hotspot mode applies, 10-g SAR is required only for the surfaces and edges with hotspot mode 1-g SAR scaled up to the maximum output power tolerances > 1.2 W/kg. A 3mm Phablet SAR test distance was used based on a FCC KDB inquiry and is established according to the specific conditions applicable to the device.


1.8 Guidance Applied

- FCC OET Bulletin 65 Supplement C [June 2001]
- IEEE 1528-2003
- FCC KDB Publication 941225 D01-D06 (2G/3G/4G and Hotspot)
- FCC KDB Publication 248227 D01v01r02 (SAR Considerations for 802.11 Devices)
- FCC KDB Publication 447498 D01v05 (General SAR Guidance)
- FCC KDB Publication 865664 D01-D02 (SAR Measurements up to 6 GHz)
- FCC KDB Publication 648474 D03-D04 (Phablet Procedures)
- April 2013 TCB Workshop Notes (IEEE 802.11ac)

1.9 Device Serial Numbers

Several samples were used with identical hardware to support SAR testing. The manufacturer has confirmed that the device(s) tested have the same physical, mechanical and thermal characteristics and are within operational tolerances expected for production units.


| | Head Serial Number | Body-Worn Serial Number | Hotspot Serial Number | Extremity Serial Number |
|--------------------|--------------------|-------------------------|-----------------------|-------------------------|
| GSM/GPRS/EDGE 850 | 8628 | 8628 | 8628 | - |
| GSM/GPRS/EDGE 1900 | 8624 | 8628 | 8624 | 8624 |
| UMTS 850 | 8613 | 8617 | 8617 | - |
| UMTS 1900 | 8613 | 8617 | 8617 | 8624 |
| UMTS 1750 | 8613 | 8617 | 8613 | 8624 |
| LTE Band 2 (PCS) | 8620 | 8620 | 8620 | 8694 |
| LTE Band 4 (AWS) | 8620 | 8620 | 8620 | 8694 |
| LTE Band 5 (Cell) | 8620 | 8620 | 8620 | - |
| LTE Band 17 | 8620 | 8620 | 8620 | - |
| LTE Band 7 | 8620 | 8620 | 8620 | 8925 |
| 2.4 GHz WLAN | 6717 | 6717 | 6717 | - |
| 5 GHz WLAN | 3037 | 3039 | - | 3039 |

| | | | | |
|-----------------------------------|---|-------------------------------|-------------|---------------------------------|
| FCC ID: PY7PM-0430 |  | SAR EVALUATION REPORT | SONY | Reviewed by: Quality Manager |
| Document S/N: 0Y1307011148.PY7 | Test Dates: 05/06/13 - 05/13/13 06/18/13 - 08/08/13 | DUT Type: Portable Handset | | Page 10 of 91 |

2

LTE INFORMATION

| LTE Information | | | |
|---|---|----------------|----------------|
| FCC ID | PY7PM-0430 | | |
| Form Factor | Portable Handset | | |
| Frequency Range of each LTE transmission band | LTE Band 2 (PCS) (1850.7 - 1909.3 MHz) | | |
| | LTE Band 4 (AWS) (1710.7 - 1754.3 MHz) | | |
| | LTE Band 5 (Cell) (824.7 - 848.3 MHz) | | |
| | LTE Band 17 (706.5 - 713.5 MHz) | | |
| | LTE Band 7 (2502.5 - 2567.5 MHz) | | |
| Channel Bandwidths | LTE Band 2 (PCS): 1.4 MHz, 3 MHz, 5 MHz, 10 MHz, 15 MHz, 20 MHz | | |
| | LTE Band 4 (AWS): 1.4 MHz, 3 MHz, 5 MHz, 10 MHz, 15 MHz, 20 MHz | | |
| | LTE Band 5 (Cell): 1.4 MHz, 3 MHz, 5 MHz, 10 MHz | | |
| | LTE Band 17: 5 MHz, 10 MHz | | |
| | LTE Band 7: 5 MHz, 10 MHz, 15 MHz, 20 MHz | | |
| Channel Numbers and Frequencies (MHz) | Low | Mid | High |
| LTE Band 2 (PCS): 1.4 MHz | 1850.7 (18607) | 1880 (18900) | 1909.3 (19193) |
| LTE Band 2 (PCS): 3 MHz | 1851.5 (18615) | 1880 (18900) | 1908.5 (19185) |
| LTE Band 2 (PCS): 5 MHz | 1852.5 (18625) | 1880 (18900) | 1907.5 (19175) |
| LTE Band 2 (PCS): 10 MHz | 1855 (18650) | 1880 (18900) | 1905 (19150) |
| LTE Band 2 (PCS): 15 MHz | 1857.5 (18675) | 1880 (18900) | 1902.5 (19125) |
| LTE Band 2 (PCS): 20 MHz | 1860 (18700) | 1880 (18900) | 1900 (19100) |
| LTE Band 4 (AWS): 1.4 MHz | 1710.7 (19957) | 1732.5 (20175) | 1754.3 (20393) |
| LTE Band 4 (AWS): 3 MHz | 1711.5 (19965) | 1732.5 (20175) | 1753.5 (20385) |
| LTE Band 4 (AWS): 5 MHz | 1712.5 (19975) | 1732.5 (20175) | 1752.5 (20375) |
| LTE Band 4 (AWS): 10 MHz | 1715 (20000) | 1732.5 (20175) | 1750 (20350) |
| LTE Band 4 (AWS): 15 MHz | 1717.5 (20025) | 1732.5 (20175) | 1747.5 (20325) |
| LTE Band 4 (AWS): 20 MHz | 1720 (20050) | 1732.5 (20175) | 1745 (20300) |
| LTE Band 5 (Cell): 1.4 MHz | 824.7 (20407) | 836.5 (20525) | 848.3 (20643) |
| LTE Band 5 (Cell): 3 MHz | 825.5 (20415) | 836.5 (20525) | 847.5 (20635) |
| LTE Band 5 (Cell): 5 MHz | 826.5 (20425) | 836.5 (20525) | 846.5 (20625) |
| LTE Band 5 (Cell): 10 MHz | 829 (20450) | 836.5 (20525) | 844 (20600) |
| LTE Band 17: 5 MHz | 706.5 (23755) | 710 (23790) | 713.5 (23825) |
| LTE Band 17: 10 MHz | 709 (23780) | 710 (23790) | 711 (23800) |
| LTE Band 7: 5 MHz | 2502.5 (20775) | 2535 (21100) | 2567.5 (21425) |
| LTE Band 7: 10 MHz | 2505 (20800) | 2535 (21100) | 2565 (21400) |
| LTE Band 7: 15 MHz | 2507.5 (20825) | 2535 (21100) | 2562.5 (21375) |
| LTE Band 7: 20 MHz | 2510 (20850) | 2535 (21100) | 2560 (21350) |
| UE Category | 4 | | |
| Modulations Supported in UL | QPSK, 16QAM | | |
| LTE Voice available? | NO | | |
| Hotspot with LTE+WIFI | YES | | |
| Hotspot with LTE+WIFI active with 1XVoice sessions? | NO | | |
| LTE MPR Permanently implemented per 3GPP TS 36.101 section 6.2.3-6.2.5? (manufacturer attestation to be provided) | YES | | |
| A-MPR (Additional MPR) disabled for SAR Testing? | YES | | |

| | | | | |
|-----------------------------------|---|-------------------------------|-------------|---------------------------------|
| FCC ID: PY7PM-0430 |  | SAR EVALUATION REPORT | SONY | Reviewed by: Quality Manager |
| Document S/N: 0Y1307011148.PY7 | Test Dates: 05/06/13 - 05/13/13 06/18/13 - 08/08/13 | DUT Type: Portable Handset | | Page 11 of 91 |

3 INTRODUCTION

The FCC and Industry Canada have adopted the guidelines for evaluating the environmental effects of radio frequency (RF) radiation in ET Docket 93-62 on Aug. 6, 1996 and Health Canada Safety Code 6 to protect the public and workers from the potential hazards of RF emissions due to FCC-regulated portable devices. [1]

The safety limits used for the environmental evaluation measurements are based on the criteria published by the American National Standards Institute (ANSI) for localized specific absorption rate (SAR) in IEEE/ANSI C95.1-1992 Standard for Safety Levels with Respect to Human Exposure to Radio Frequency Electromagnetic Fields, 3 kHz to 300 GHz [3] and Health Canada RF Exposure Guidelines Safety Code 6 [24]. The measurement procedure described in IEEE/ANSI C95.3-2002 Recommended Practice for the Measurement of Potentially Hazardous Electromagnetic Fields - RF and Microwave [4] is used for guidance in measuring the Specific Absorption Rate (SAR) due to the RF radiation exposure from the Equipment Under Test (EUT). These criteria for SAR evaluation are similar to those recommended by the International Committee for Non-Ionizing Radiation Protection (ICNIRP) in "Biological Effects and Exposure Criteria for Radiofrequency Electromagnetic Fields," Report No. Vol 74. SAR is a measure of the rate of energy absorption due to exposure to an RF transmitting source. SAR values have been related to threshold levels for potential biological hazards.

3.1 SAR Definition

Specific Absorption Rate is defined as the time derivative (rate) of the incremental energy (dU) absorbed by (dissipated in) an incremental mass (dm) contained in a volume element (dV) of a given density (ρ). It is also defined as the rate of RF energy absorption per unit mass at a point in an absorbing body (see Equation 3-1).

Equation 3-1
SAR Mathematical Equation

$$SAR = \frac{d}{dt} \left(\frac{dU}{dm} \right) = \frac{d}{dt} \left(\frac{dU}{\rho dv} \right)$$


SAR is expressed in units of Watts per Kilogram (W/kg).

$$SAR = \frac{\sigma \cdot E^2}{\rho}$$

where:

- σ = conductivity of the tissue-simulating material (S/m)
- ρ = mass density of the tissue-simulating material (kg/m^3)
- E = Total RMS electric field strength (V/m)

NOTE: The primary factors that control rate of energy absorption were found to be the wavelength of the incident field in relation to the dimensions and geometry of the irradiated organism, the orientation of the organism in relation to the polarity of field vectors, the presence of reflecting surfaces, and whether conductive contact is made by the organism with a ground plane.[6]

| | | | | |
|-----------------------------------|---|-------------------------------|---------------|---------------------------------|
| FCC ID: PY7PM-0430 |  | SAR EVALUATION REPORT | SONY | Reviewed by: Quality Manager |
| Document S/N: 0Y1307011148.PY7 | Test Dates: 05/06/13 - 05/13/13 06/18/13 - 08/08/13 | DUT Type: Portable Handset | Page 12 of 91 | |

4 DOSIMETRIC ASSESSMENT

4.1 Measurement Procedure

The evaluation was performed using the following procedure:

1. The SAR distribution at the exposed side of the head or body was measured at a distance no greater than 5.0 mm from the inner surface of the shell. The area covered the entire dimension of the device-head and body interface and the horizontal grid resolution was determined per FCC KDB Publication 865664 D01v01 (See Table 4-1).
2. The point SAR measurement was taken at the maximum SAR region determined from Step 1 to enable the monitoring of SAR fluctuations/drifts during the 1g/10g cube evaluation. SAR at this fixed point was measured and used as a reference value.
3. Based on the area scan data, the peak of the region with maximum SAR was determined by spline interpolation. Around this point, a volume was assessed according to the measurement resolution and volume size requirements of FCC KDB Publication 865664 D01v01 (See Table 4-1). On the basis of this data set, the spatial peak SAR value was evaluated with the following procedure (see references or the DASy manual online for more details):
 - a. The data was extrapolated to the surface of the outer-shell of the phantom. The combined distance extrapolated was the combined distance from the center of the dipoles 2.7mm away from the tip of the probe housing plus the 1.2 mm distance between the surface and the lowest measuring point. The extrapolation was based on a least-squares algorithm. A polynomial of the fourth order was calculated through the points in the z-axis (normal to the phantom shell).
 - b. After the maximum interpolated values were calculated between the points in the cube, the SAR was averaged over the spatial volume (1g or 10g) using a 3D-Spline interpolation algorithm. The 3D-spline is composed of three one-dimensional splines with the “Not a knot” condition (in x, y, and z directions). The volume was then integrated with the trapezoidal algorithm. One thousand points (10 x 10 x 10) were obtained through interpolation, in order to calculate the averaged SAR.
 - c. All neighboring volumes were evaluated until no neighboring volume with a higher average value was found.
4. The SAR reference value, at the same location as step 2, was re-measured after the zoom scan was complete to calculate the SAR drift. If the drift deviated by more than 5%, the SAR test and drift measurements were repeated.

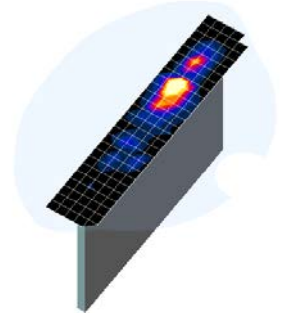



Figure 4-1
Sample SAR Area Scan

Table 4-1
Area and Zoom Scan Resolutions per FCC KDB Publication 865664 D01v01

| Frequency | Maximum Area Scan Resolution (mm) ($\Delta x_{area}, \Delta y_{area}$) | Maximum Zoom Scan Resolution (mm) ($\Delta x_{zoom}, \Delta y_{zoom}$) | Maximum Zoom Scan Spatial Resolution (mm) | | | Minimum Zoom Scan Volume (mm) (x,y,z) |
|-----------|---|---|---|----------------------|-------------------------------|--|
| | | | Uniform Grid | Graded Grid | | |
| | | | | $\Delta z_{zoom}(n)$ | $\Delta z_{zoom}(1)^*$ | |
| ≤ 2 GHz | ≤ 15 | ≤ 8 | ≤ 5 | ≤ 4 | ≤ 1.5* $\Delta z_{zoom}(n-1)$ | ≥ 30 |
| 2-3 GHz | ≤ 12 | ≤ 5 | ≤ 5 | ≤ 4 | ≤ 1.5* $\Delta z_{zoom}(n-1)$ | ≥ 30 |
| 3-4 GHz | ≤ 12 | ≤ 5 | ≤ 4 | ≤ 3 | ≤ 1.5* $\Delta z_{zoom}(n-1)$ | ≥ 28 |
| 4-5 GHz | ≤ 10 | ≤ 4 | ≤ 3 | ≤ 2.5 | ≤ 1.5* $\Delta z_{zoom}(n-1)$ | ≥ 25 |
| 5-6 GHz | ≤ 10 | ≤ 4 | ≤ 2 | ≤ 2 | ≤ 1.5* $\Delta z_{zoom}(n-1)$ | ≥ 22 |

| | | | | | |
|-----------------------------------|---|-------------------------------|--|-------------|---------------------------------|
| FCC ID: PY7PM-0430 |  | SAR EVALUATION REPORT | | SONY | Reviewed by: Quality Manager |
| Document S/N: 0Y1307011148.PY7 | Test Dates: 05/06/13 - 05/13/13 06/18/13 - 08/08/13 | DUT Type: Portable Handset | | | Page 13 of 91 |

5 DEFINITION OF REFERENCE POINTS

5.1 EAR REFERENCE POINT

Figure 5-2 shows the front, back and side views of the SAM Twin Phantom. The point “M” is the reference point for the center of the mouth, “LE” is the left ear reference point (ERP), and “RE” is the right ERP. The ERP is 15mm posterior to the entrance to the ear canal (EEC) along the B-M line (Back-Mouth), as shown in Figure 5-1. The plane passing through the two ear canals and M is defined as the Reference Plane. The line N-F (Neck-Front) is perpendicular to the reference plane and passing through the RE (or LE) is called the Reference Pivoting Line (see Figure 5-1). Line B-M is perpendicular to the N-F line. Both N-F and B-M lines are marked on the external phantom shell to facilitate handset positioning [5].

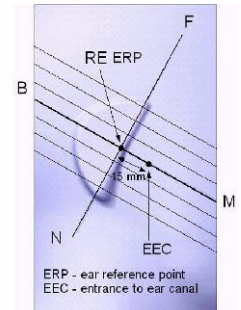


Figure 5-1
Close-Up Side view of ERP

5.2 HANDSET REFERENCE POINTS

Two imaginary lines on the handset were established: the vertical centerline and the horizontal line. The test device was placed in a normal operating position with the “test device reference point” located along the “vertical centerline” on the front of the device aligned to the “ear reference point” (See Figure 5-3). The “test device reference point” was then located at the same level as the center of the ear reference point. The test device was positioned so that the “vertical centerline” was bisecting the front surface of the handset at its top and bottom edges, positioning the “ear reference point” on the outer surface of the both the left and right head phantoms on the ear reference point.



Figure 5-2
Front, back and side view of SAM Twin Phantom

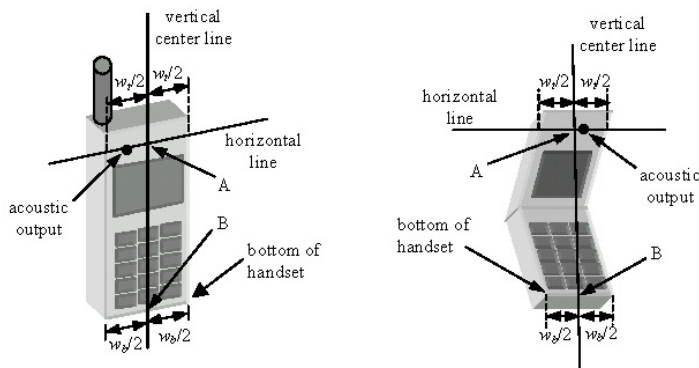



Figure 5-3
Handset Vertical Center & Horizontal Line Reference Points

| | | | | |
|-----------------------------------|--|-------------------------------|-------------|---------------------------------|
| FCC ID: PY7PM-0430 |  PCTEST ENGINEERING LABORATORY, INC. | SAR EVALUATION REPORT | SONY | Reviewed by: Quality Manager |
| Document S/N: 0Y1307011148.PY7 | Test Dates: 05/06/13 - 05/13/13 06/18/13 - 08/08/13 | DUT Type: Portable Handset | | Page 14 of 91 |

6 TEST CONFIGURATION POSITIONS FOR HANDSETS

6.1 Device Holder

The device holder is made out of low-loss POM material having the following dielectric parameters: relative permittivity $\epsilon = 3$ and loss tangent $\delta = 0.02$.

6.2 Positioning for Cheek

1. The test device was positioned with the device close to the surface of the phantom such that point A is on the (virtual) extension of the line passing through points RE and LE on the phantom (see Figure 6-1), such that the plane defined by the vertical center line and the horizontal line of the phone is approximately parallel to the sagittal plane of the phantom.

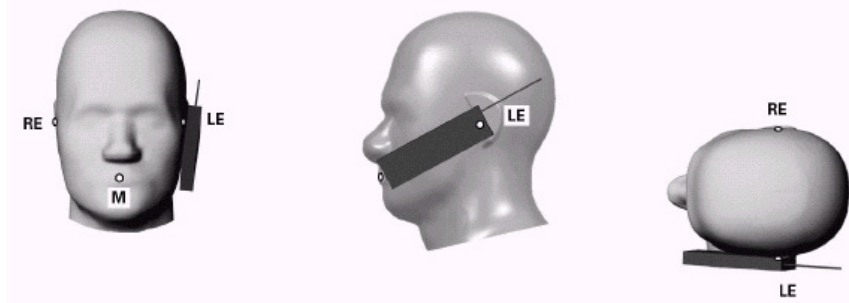



Figure 6-1 Front, Side and Top View of Cheek Position

2. The handset was translated towards the phantom along the line passing through RE & LE until the handset touches the ear.
3. While maintaining the handset in this plane, the handset was rotated around the LE-RE line until the vertical centerline was in the plane normal to MB-NF including the line MB (reference plane).
4. The phone was then rotated around the vertical centerline until the phone (horizontal line) was symmetrical with respect to the line NF.
5. While maintaining the vertical centerline in the reference plane, keeping point A on the line passing through RE and LE, and maintaining the device contact with the ear, the device was rotated about the NF line until any point on the handset made contact with a phantom point below the ear (cheek) (See Figure 6-2).

6.3 Positioning for Ear / 15° Tilt

With the test device aligned in the “Cheek Position”:

1. While maintaining the orientation of the phone, the phone was retracted parallel to the reference plane far enough to enable a rotation of the phone by 15 degrees.
2. The phone was then rotated around the horizontal line by 15 degrees.
3. While maintaining the orientation of the phone, the phone was moved parallel to the reference plane until any part of the handset touched the head. (In this position, point A was located on the line RE-LE). The tilted position is obtained when the contact is on the pinna. If the contact was at any location other than the pinna, the angle of the phone would then be reduced. The tilted position was obtained when any part of the phone was in contact of the ear as well as a second part of the phone was in contact with the head (see Figure 6-2).

| | | | | |
|-----------------------------------|---|-------------------------------|-------------|---------------------------------|
| FCC ID: PY7PM-0430 |  | SAR EVALUATION REPORT | SONY | Reviewed by: Quality Manager |
| Document S/N: 0Y1307011148.PY7 | Test Dates: 05/06/13 - 05/13/13 06/18/13 - 08/08/13 | DUT Type: Portable Handset | | Page 15 of 91 |




Figure 6-2 Front, Side and Top View of Ear/15° Tilt Position

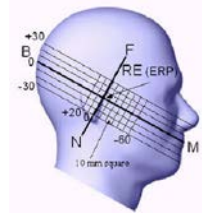


Figure 6-3 Side view w/ relevant markings

6.4 SAR Evaluations near the Mouth/Jaw Regions of the SAM Phantom

Antennas located near the bottom of a phone may require SAR measurements around the mouth and jaw regions of the SAM head phantom. This typically applies to clam-shell style phones that are generally longer in the unfolded normal use positions or to certain older style long rectangular phones.

Under these circumstances, the following procedures apply, adopted from the FCC guidance on SAR handsets document FCC KDB Publication 648474 D04_v01. The SAR required in these regions of SAM should be measured using a flat phantom. The phone should be positioned with a separation distance of 4 mm between the ear reference point (ERP) and the outer surface of the flat phantom shell. While maintaining this distance at the ERP location, the low (bottom) edge of the phone should be lowered from the phantom to establish the same separation distance between the peak SAR location identified by the truncated partial SAR distribution measured with the SAM phantom. The distance from the peak SAR location to the phone is determined by the straight line passing perpendicularly through the phantom surface. When it is not feasible to maintain 4 mm separation at the ERP while also establishing the required separation at the peak SAR location, the top edge of the phone will be allowed to touch the phantom with a separation < 4 mm at the ERP. The phone should not be tilted to the left or right while placed in this inclined position to the flat phantom.

The latest IEEE 1528 committee developments propose the usage of a tilted phantom when the antenna of the phone is mounted at the bottom or in all cases the peak absorption is in the chin region. Both SAM heads of the TwinSAM-Chin20 are rotated 20 degrees around the NF line. Each head can be removed individually from the table for emptying and cleaning.

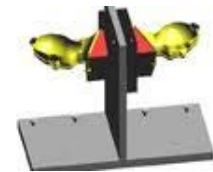



Figure 6-4 Twin SAM Chin20

| | | | | |
|-----------------------------------|---|-------------------------------|-------------|---------------------------------|
| FCC ID: PY7PM-0430 |  | SAR EVALUATION REPORT | SONY | Reviewed by: Quality Manager |
| Document S/N: 0Y1307011148.PY7 | Test Dates: 05/06/13 - 05/13/13 06/18/13 - 08/08/13 | DUT Type: Portable Handset | | Page 16 of 91 |

6.5 Body-Worn Accessory Configurations

Body-worn operating configurations are tested with the belt-clips and holsters attached to the device and positioned against a flat phantom in a normal use configuration (see Figure 6-5). Per FCC KDB Publication 648474 D04v01, Body-worn accessory exposure is typically related to voice mode operations when handsets are carried in body-worn accessories. The body-worn accessory procedures in FCC KDB Publication 447498 D01v05 should be used to test for body-worn accessory SAR compliance, without a headset connected to it. This enables the test results for such configuration to be compatible with that required for hotspot mode when the body-worn accessory test separation distance is greater than or equal to that required for hotspot mode, when applicable. When the reported SAR for a body-worn accessory, measured without a headset connected to the handset, is $> 1.2 \text{ W/kg}$, the highest reported SAR configuration for that wireless mode and frequency band should be repeated for that body-worn accessory with a headset attached to the handset.

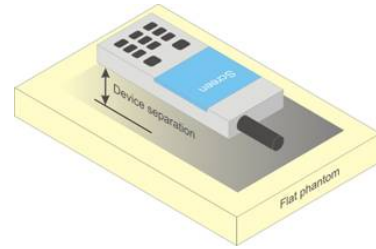



Figure 6-5
Sample Body-Worn Diagram

Accessories for Body-worn operation configurations are divided into two categories: those that do not contain metallic components and those that do contain metallic components. When multiple accessories that do not contain metallic components are supplied with the device, the device is tested with only the accessory that dictates the closest spacing to the body. Then multiple accessories that contain metallic components are tested with the device with each accessory. If multiple accessories share an identical metallic component (i.e. the same metallic belt-clip used with different holsters with no other metallic components) only the accessory that dictates the closest spacing to the body is tested.

Body-worn accessories may not always be supplied or available as options for some devices intended to be authorized for body-worn use. In this case, a test configuration with a separation distance between the back of the device and the flat phantom is used. Test position spacing was documented. Transmitters that are designed to operate in front of a person's face, as in push-to-talk configurations, are tested for SAR compliance with the front of the device positioned to face the flat phantom in head fluid. For devices that are carried next to the body such as a shoulder, waist or chest-worn transmitters, SAR compliance is tested with the accessories, including headsets and microphones, attached to the device and positioned against a flat phantom in a normal use configuration.

| | | | | |
|-----------------------------------|---|-------------------------------|-------------|---------------------------------|
| FCC ID: PY7PM-0430 |  | SAR EVALUATION REPORT | SONY | Reviewed by: Quality Manager |
| Document S/N: 0Y1307011148.PY7 | Test Dates: 05/06/13 - 05/13/13 06/18/13 - 08/08/13 | DUT Type: Portable Handset | | Page 17 of 91 |

6.6 Extremity Exposure Configurations

Devices that are designed or intended for use on extremities or mainly operated in extremity only exposure conditions; i.e., hands, wrists, feet and ankles, may require extremity SAR evaluation. When the device also operates in close proximity to the user's body, SAR compliance for the body is also required. The 1-g body and 10-g extremity SAR Exclusion Thresholds found in KDB Publication 44798 D01v05 should be applied to determine SAR test requirements.


For smart phones with a display diagonal dimension > 15.0 cm or an overall diagonal dimension > 16.0 cm that provide similar mobile web access and multimedia support found in mini-tablets or UMPC minitables that support voice calls next to the ear, the phablets procedures outlined in KDB Publication 648474 D04 v01r01DR04 should be applied to evaluate SAR compliance. A device marketed as phablets, regardless of form factors and operating characteristics must be tested as a phablet to determine SAR compliance. In addition to the normally required head and body-worn accessory SAR test procedures required for handsets, the UMPC mini-tablet procedures must also be applied to test the SAR of all surfaces and edges with an antenna ≤ 25 mm from that surface or edge, in direct contact with the phantom, for 10-g SAR. The UMPC mini-tablet 1-g SAR at 5 mm is not required. When hotspot mode applies, 10-g SAR is required only for the surfaces and edges with hotspot mode 1-g SAR scaled up to the maximum output power tolerances > 1.2 W/kg. A 3mm Phablet SAR test distance was used based on a FCC KDB inquiry and is established according to the specific conditions applicable to the device.

6.7 Wireless Router Configurations

Some battery-operated handsets have the capability to transmit and receive user data through simultaneous transmission of WIFI simultaneously with a separate licensed transmitter. The FCC has provided guidance in FCC KDB Publication 941225 D06 v01 where SAR test considerations for handsets ($L \times W \geq 9 \text{ cm} \times 5 \text{ cm}$) are based on a composite test separation distance of 10 mm from the front, back and edges of the device containing transmitting antennas within 2.5 cm of their edges, determined from general mixed use conditions for this type of devices. Since the hotspot SAR results may overlap with the body-worn accessory SAR requirements, the more conservative configurations can be considered, thus excluding some body-worn accessory SAR tests.

When the user enables the personal wireless router functions for the handset, actual operations include simultaneous transmission of both the WIFI transmitter and another licensed transmitter. Both transmitters often do not transmit at the same transmitting frequency and thus cannot be evaluated for SAR under actual use conditions due to the limitations of the SAR assessment probes. Therefore, SAR must be evaluated for each frequency transmission and mode separately and spatially summed with the WIFI transmitter according to FCC KDB Publication 447498 D01v05 publication procedures. The "Portable Hotspot" feature on the handset was NOT activated during SAR assessments, to ensure the SAR measurements were evaluated for a single transmission frequency RF signal at a time.

This device utilizes power reduction for some bands/modes during portable hotspot (tethering) operations for SAR compliance. A detailed description of the hotspot power reduction mechanism is included in the operational description.

| | | | | |
|-----------------------------------|---|-------------------------------|-------------|---------------------------------|
| FCC ID: PY7PM-0430 |  | SAR EVALUATION REPORT | SONY | Reviewed by: Quality Manager |
| Document S/N: 0Y1307011148.PY7 | Test Dates: 05/06/13 - 05/13/13 06/18/13 - 08/08/13 | DUT Type: Portable Handset | | Page 18 of 91 |

7 RF EXPOSURE LIMITS

7.1 Uncontrolled Environment

UNCONTROLLED ENVIRONMENTS are defined as locations where there is the exposure of individuals who have no knowledge or control of their exposure. The general population/uncontrolled exposure limits are applicable to situations in which the general public may be exposed or in which persons who are exposed as a consequence of their employment may not be made fully aware of the potential for exposure or cannot exercise control over their exposure. Members of the general public would come under this category when exposure is not employment-related; for example, in the case of a wireless transmitter that exposes persons in its vicinity.


7.2 Controlled Environment

CONTROLLED ENVIRONMENTS are defined as locations where there is exposure that may be incurred by persons who are aware of the potential for exposure, (i.e. as a result of employment or occupation). In general, occupational/controlled exposure limits are applicable to situations in which persons are exposed as a consequence of their employment, who have been made fully aware of the potential for exposure and can exercise control over their exposure. This exposure category is also applicable when the exposure is of a transient nature due to incidental passage through a location where the exposure levels may be higher than the general population/uncontrolled limits, but the exposed person is fully aware of the potential for exposure and can exercise control over his or her exposure by leaving the area or by some other appropriate means.

**Table 7-1
SAR Human Exposure Specified in ANSI/IEEE C95.1-1992 and Health Canada Safety Code 6**

| HUMAN EXPOSURE LIMITS | | |
|---|---|---|
| | UNCONTROLLED ENVIRONMENT <i>General Population</i> (W/kg) or (mW/g) | CONTROLLED ENVIRONMENT <i>Occupational</i> (W/kg) or (mW/g) |
| Peak Spatial Average SAR Head | 1.6 | 8.0 |
| Whole Body SAR | 0.08 | 0.4 |
| Peak Spatial Average SAR Hands, Feet, Ankle, Wrists, etc. | 4.0 | 20 |

1. The Spatial Peak value of the SAR averaged over any 1 gram of tissue (defined as a tissue volume in the shape of a cube) and over the appropriate averaging time.
2. The Spatial Average value of the SAR averaged over the whole body.
3. The Spatial Peak value of the SAR averaged over any 10 grams of tissue (defined as a tissue volume in the shape of a cube) and over the appropriate averaging time.

| | | | | |
|-----------------------------------|---|-------------------------------|-------------|---------------------------------|
| FCC ID: PY7PM-0430 |  | SAR EVALUATION REPORT | SONY | Reviewed by: Quality Manager |
| Document S/N: 0Y1307011148.PY7 | Test Dates: 05/06/13 - 05/13/13 06/18/13 - 08/08/13 | DUT Type: Portable Handset | | Page 19 of 91 |

8 FCC MEASUREMENT PROCEDURES

Power measurements were performed using a base station simulator under digital average power.

8.1 Measured and Reported SAR

Per FCC KDB Publication 447498 D01v05, When SAR is not measured at the maximum power level allowed for production units, the results must be scaled to the maximum tune-up tolerance limit according to the power applied to the individual channels tested to determine compliance. For simultaneous transmission, the measured aggregate SAR must be scaled according to the sum of the differences between the maximum tune-up tolerance and actual power used to test each transmitter. When SAR is measured at or scaled to the maximum tune-up tolerance limit, the results are referred to as *reported* SAR. The highest *reported* SAR results are identified on the grant of equipment authorization according to procedures in KDB 690783 D01v01r02.

8.2 Procedures Used to Establish RF Signal for SAR

The following procedures are according to FCC KDB Publication 941225 D01 "SAR Measurement Procedures for 3G Devices" v02, October 2007.

The device was placed into a simulated call using a base station simulator in a RF shielded chamber. Establishing connections in this manner ensure a consistent means for testing SAR and are recommended for evaluating SAR [4]. Devices under test were evaluated prior to testing, with a fully charged battery and were configured to operate at maximum output power. In order to verify that the device was tested throughout the SAR test at maximum output power, the SAR measurement system measures a "point SAR" at an arbitrary reference point at the start and end of the 1 gram SAR evaluation, to assess for any power drifts during the evaluation. If the power drift deviated by more than 5%, the SAR test and drift measurements were repeated.

8.3 SAR Measurement Conditions for UMTS


8.3.1 Output Power Verification

Maximum output power is measured on the High, Middle and Low channels for each applicable transmission band according to the general descriptions in section 5.2 of 3GPP TS 34.121, using the appropriate RMC or AMR with TPC (transmit power control) set to all "1s".

Maximum output power is verified on the High, Middle and Low channels according to the general descriptions in section 5.2 of 3GPP TS 34.121 (release 5), using the appropriate RMC with TPC (transmit power control) set to all "1s" or applying the required inner loop power control procedures to maintain maximum output power while HSUPA is active. Results for all applicable physical channel configurations (DPCCH, DPDCHn and spreading codes, HS-DPCCH etc) are tabulated in this test report. All configurations that are not supported by the DUT or cannot be measured due to technical or equipment limitations are identified.

8.3.2 Head SAR Measurements for Handsets

SAR for head exposure configurations is measured using the 12.2 kbps RMC with TPC bits configured to all "1s". SAR in AMR configurations is not required when the maximum average output of each RF channel for 12.2 kbps AMR is less than 0.25 dB higher than that measured in 12.2 kbps RMC. Otherwise, SAR is measured on the maximum output channel in 12.2 AMR with a 3.4 kbps SRB (signaling radio bearer) using the exposure configuration that resulted in the highest SAR for that RF channel in the 12.2 kbps RMC mode.

| | | | | |
|-----------------------------------|---|-------------------------------|-------------|---------------------------------|
| FCC ID: PY7PM-0430 |  | SAR EVALUATION REPORT | SONY | Reviewed by: Quality Manager |
| Document S/N: 0Y1307011148.PY7 | Test Dates: 05/06/13 - 05/13/13 06/18/13 - 08/08/13 | DUT Type: Portable Handset | | Page 20 of 91 |

8.3.3 Body SAR Measurements

SAR for body exposure configurations is measured using the 12.2 kbps RMC with the TPC bits all “1s”.

8.3.4 SAR Measurements for Handsets with Rel 5 HSDPA

Body SAR for HSDPA is not required for handsets with HSDPA capabilities when the maximum average output power of each RF channel with HSDPA active is less than 0.25 dB higher than that measured without HSDPA using 12.2 kbps RMC and the maximum SAR for 12.2 kbps RMC is $\leq 75\%$ of the SAR limit. Otherwise, SAR is measured for HSDPA, using an FRC with H-Set 1 in Sub-test 1 and a 12.2 kbps RMC configured in Test Loop Mode 1, using the highest body SAR configuration measured in 12.2 kbps RMC without HSDPA, on the maximum output channel with the body exposure configuration that resulted in the highest SAR in 12.2 kbps RMC mode for that RF channel.

The H-set used in FRC for HSDPA should be configured according to the UE category of a test device. The number of HS-DSCH/HSPDSCHs, HARQ processes, minimum inter-TTI interval, transport block sizes and RV coding sequence are defined by the applicable H-set. To maintain a consistent test configuration and stable transmission conditions, QPSK is used in the FRC for SAR testing. HS-DPCCH should be configured with a CQI feedback cycle of 2 ms to maintain a constant rate of active CQI slots. DPCCH and DPDCH gain factors of $\beta_c=9$ and $\beta_d=15$, and power offset parameters of $\Delta_{ACK} = \Delta_{NACK} = 5$ and $\Delta_{CQI}=2$ is used. The CQI value is determined by the UE category, transport block size, number of HS-PDSCHs and modulation used in the FRC.

| Sub-Test | β_c | β_d | β_d (SF) | β_c/β_d | β_{HS} (Note 1, Note 2) | CM (dB) (Note 3) | MPR (dB) (Note 3) |
|----------|----------------|----------------|----------------|-------------------|-------------------------------|------------------|-------------------|
| 1 | 2/15 | 15/15 | 64 | 2/15 | 4/15 | 0.0 | 0.0 |
| 2 | 12/15 (Note 4) | 15/15 (Note 4) | 64 | 12/15 (Note 4) | 24/15 | 1.0 | 0.0 |
| 3 | 15/15 | 8/15 | 64 | 15/8 | 30/15 | 1.5 | 0.5 |
| 4 | 15/15 | 4/15 | 64 | 15/4 | 30/15 | 1.5 | 0.5 |


Note 1: $\Delta_{ACK}, \Delta_{NACK}$ and $\Delta_{CQI} = 8 \Rightarrow A_{HS} = \beta_{HS}/\beta_c = 30/15 \Rightarrow \beta_{HS} = 30/15 * \beta_c$.
 Note 2: For the HS-DPCCH power mask requirement test in clause 5.2C, 5.7A, and the Error Vector Magnitude (EVM) with HS-DPCCH test in clause 5.13.1A, and HSDPA EVM with phase discontinuity in clause 5.13.1AA, Δ_{ACK} and $\Delta_{NACK} = 8$ ($A_{HS} = 30/15$) with $\beta_{HS} = 30/15 * \beta_c$, and $\Delta_{CQI} = 7$ ($A_{HS} = 24/15$) with $\beta_{HS} = 24/15 * \beta_c$.
 Note 3: CM = 1 for $\beta_c/\beta_d = 12/15$, $\beta_{HS}/\beta_c = 24/15$. For all other combinations of DPDCH, DPCCH and HS-DPCCH the MPR is based on the relative CM difference. This is applicable for only UEs that support HSDPA in release 6 and later releases.

Figure 8-1
Table C.10.1.4 of TS 234.121-1

8.3.5 SAR Measurements for Handsets with Rel 6 HSUPA

Body SAR for HSUPA is not required when the maximum average output of each RF channel with HSUPA/HSDPA active is less than 0.25 dB higher than as measured without HSUPA/HSDPA using 12.2 kbps RMC and maximum SAR for 12.2 kbps RMC is $\leq 75\%$ of the SAR limit. Otherwise SAR is measured on the maximum output channel for the body exposure configuration produced highest SAR in 12.2 kbps RMC for that RF channel, using the additional procedures under “Release 6 HSPA data devices”

Head SAR for VOIP operations under HSPA is not required when maximum average output of each RF channel with HSPA is less than 0.25 dB higher than as measured using 12.2 kbps RMC. Otherwise SAR is measured using same HSPA configuration as used for body SAR.

| | | | | |
|-----------------------------------|---|-------------------------------|-------------|---------------------------------|
| FCC ID: PY7PM-0430 |  | SAR EVALUATION REPORT | SONY | Reviewed by: Quality Manager |
| Document S/N: 0Y1307011148.PY7 | Test Dates: 05/06/13 - 05/13/13 06/18/13 - 08/08/13 | DUT Type: Portable Handset | | Page 21 of 91 |

| Sub-test | β_c | β_d | β_d (SF) | β_c/β_d | $\beta_{is}^{(1)}$ | β_{ec} | β_{ed} | β_{ed} (SF) | β_{ed} (codes) | CM ⁽²⁾ (dB) | MPR (dB) | AG ⁽⁴⁾ Index | E-TFCI |
|----------|----------------------|----------------------|----------------|----------------------|--------------------|--------------|--|-------------------|----------------------|------------------------|----------|-------------------------|--------|
| 1 | 11/15 ⁽³⁾ | 15/15 ⁽³⁾ | 64 | 11/15 ⁽³⁾ | 22/15 | 209/225 | 1039/225 | 4 | 1 | 1.0 | 0.0 | 20 | 75 |
| 2 | 6/15 | 15/15 | 64 | 6/15 | 12/15 | 12/15 | 94/75 | 4 | 1 | 3.0 | 2.0 | 12 | 67 |
| 3 | 15/15 | 9/15 | 64 | 15/9 | 30/15 | 30/15 | $\beta_{ed}: 47/15$ $\beta_{ec}: 47/15$ | 4 | 2 | 2.0 | 1.0 | 15 | 92 |
| 4 | 2/15 | 15/15 | 64 | 2/15 | 4/15 | 2/15 | 56/75 | 4 | 1 | 3.0 | 2.0 | 17 | 71 |
| 5 | 15/15 ⁽⁴⁾ | 15/15 ⁽⁴⁾ | 64 | 15/15 ⁽⁴⁾ | 30/15 | 24/15 | 134/15 | 4 | 1 | 1.0 | 0.0 | 21 | 81 |

Note 1: $\Delta_{ACK}, \Delta_{NACK}$ and $\Delta_{CQI} = 8 \Leftrightarrow A_{is} = \beta_{is}/\beta_c = 30/15 \Leftrightarrow \beta_{is} = 30/15 * \beta_c$.

Note 2: CM = 1 for $\beta_c/\beta_d = 12/15, \beta_{is}/\beta_c = 24/15$. For all other combinations of DPDCH, DPCCH, HS-DPCCH, E-DPDCH and E-DPCCH the MPR is based on the relative CM difference.

Note 3: For subtest 1 the β_c/β_d ratio of 11/15 for the TFC during the measurement period (TF1, TF0) is achieved by setting the signaled gain factors for the reference TFC (TF1, TF1) to $\beta_c = 10/15$ and $\beta_d = 15/15$.

Note 4: For subtest 5 the β_c/β_d ratio of 15/15 for the TFC during the measurement period (TF1, TF0) is achieved by setting the signaled gain factors for the reference TFC (TF1, TF1) to $\beta_c = 14/15$ and $\beta_d = 15/15$.

Note 5: Testing UE using E-DPDCH Physical Layer category 1 Sub-test 3 is not required according to TS 25.306 Table 5.1g.

Note 6: β_{ed} can not be set directly; it is set by Absolute Grant Value.

8.3.6 SAR Measurement Conditions for DC-HSDPA

SAR test exclusion for DC-HSDPA devices is determined by power measurements according to the H-Set 12, Fixed Reference Channel (FRC) configuration in Table C.8.1.12 of 3GPP TS 34.121-1. A primary and a secondary serving HS-DSCH Cell are required to perform the power measurement and for the results to qualify for SAR test exclusion. DC-HSDPA uplink maximum output power measurements using the four Rel. 5 HSDPA subtests in Table C.10.1.4 of TS 234.121-1 is required.

When the maximum average output power of each RF channel with DC-HSDPA active is $\leq 1/4$ dB higher than that measured using 12.2 kbps RMC, or the maximum reported SAR for 12.2 kbps RMC is $\leq 75\%$ of the SAR limit, SAR evaluation for DC-HSDPA is not required.

8.4 SAR Measurement Conditions for LTE

LTE modes were tested according to FCC KDB 941225 D05v02 publication. Please see notes after the tabulated SAR data for required test configurations. Establishing connections with base station simulators ensure a consistent means for testing SAR and are recommended for evaluating SAR [4]. The R&S CMW500 was used for LTE output power measurements and SAR testing. Closed loop power control was used so the UE transmits with maximum output power during SAR testing.

8.4.1 Spectrum Plots for RB Configurations


A properly configured base station simulator was used for SAR tests and power measurements. Therefore, spectrum plots for RB configurations were not required to be included in this report.

8.4.2 MPR

MPR is permanently implemented for this device by the manufacturer. The specific manufacturer target MPR is indicated alongside the SAR results. MPR is enabled for this device, according to 3GPP TS36.101 Section 6.2.3 – 6.2.5 under Table 6.2.3-1.

8.4.3 A-MPR


A-MPR (Additional MPR) has been disabled for all SAR tests by setting NS=01 on the base station simulator.

| | | | | |
|-----------------------------------|---|-------------------------------|-------------|---------------------------------|
| FCC ID: PY7PM-0430 |  | SAR EVALUATION REPORT | SONY | Reviewed by: Quality Manager |
| Document S/N: 0Y1307011148.PY7 | Test Dates: 05/06/13 - 05/13/13 06/18/13 - 08/08/13 | DUT Type: Portable Handset | | Page 22 of 91 |

8.4.4 Required RB Size and RB Offsets for SAR Testing

According to FCC KDB 941225 D05v02r01:

- a. Per Section 5.2.1, SAR is required for QPSK 1 RB Allocation for the largest bandwidth
 - i. The required channel and offset combination with the highest maximum output power is required for SAR.
 - ii. When the reported SAR is ≤ 0.8 W/kg, testing of the remaining RB offset configurations and required test channels is not required. Otherwise, SAR is required for the remaining required test channels using the RB offset configuration with highest output power for that channel.
 - iii. When the reported SAR for a required test channel is > 1.45 W/kg, SAR is required for all RB offset configurations for that channel.
- b. Per Section 5.2.2, SAR is required for 50% RB allocation using the largest bandwidth following the same procedures outlined in Section 5.2.1.
- c. Per Section 5.2.3, QPSK SAR is not required for the 100% allocation when the highest maximum output power for the 100% allocation is less than the highest maximum output power of the 1 RB and 50% RB allocations and the reported SAR for the 1 RB and 50% RB allocations is < 0.8 W/kg.
- d. Per Section 5.2.4 and 5.3, SAR tests for higher order modulations and lower bandwidths configurations are not required when the conducted power of the required test configurations determined by Sections 5.2.1 through 5.2.3 is less than or equal to $\frac{1}{2}$ dB higher than the equivalent configuration using QPSK modulation and when the QPSK SAR for those configurations is < 1.45 W/kg.

| | | | | |
|-----------------------------------|---|-------------------------------|-------------|---------------------------------|
| FCC ID: PY7PM-0430 |  | SAR EVALUATION REPORT | SONY | Reviewed by: Quality Manager |
| Document S/N: 0Y1307011148.PY7 | Test Dates: 05/06/13 - 05/13/13 06/18/13 - 08/08/13 | DUT Type: Portable Handset | | Page 23 of 91 |

8.5 SAR Testing with 802.11 Transmitters

Normal network operating configurations are not suitable for measuring the SAR of 802.11 a/b/g/n/ac transmitters. Unpredictable fluctuations in network traffic and antenna diversity conditions can introduce undesirable variations in SAR results. The SAR for these devices should be measured using chipset based test mode software to ensure the results are consistent and reliable. See KDB Publication 248227 D01v01r02 for more details.

8.5.1 General Device Setup


Chipset based test mode software is hardware dependent and generally varies among manufacturers. The device operating parameters established in test mode for SAR measurements must be identical to those programmed in production units, including output power levels, amplifier gain settings and other RF performance tuning parameters. The test frequencies should correspond to actual channel frequencies defined for domestic use. SAR for devices with switched diversity should be measured with only one antenna transmitting at a time during each SAR measurement, according to a fixed modulation and data rate. The same data pattern should be used for all measurements.

8.5.2 Frequency Channel Configurations [27]

For 2.4 GHz, the highest average RF output power channel between the low, mid and high channel at the lowest data rate was selected for SAR evaluation in 802.11b mode. 802.11g/n modes and higher data rates for 802.11b were additionally evaluated for SAR if the output power of the respective mode was 0.25 dB or higher than the powers of the SAR configurations tested in the 802.11b mode.

For 5 GHz, the highest average RF output power channel across the default test channels at the lowest data rate was selected for SAR evaluation in 802.11a. When the adjacent channels are higher in power than the default channels, these "required channels" were considered instead of the default channels for SAR testing. 802.11n modes and higher data rates for 802.11a/n were evaluated only if the respective mode was 0.25 dB or higher than the 802.11a mode. 802.11ac SAR was evaluated for highest 802.11a configuration in each 5 GHz band and each exposure condition. 802.11ac modes were additionally evaluated for SAR if the output power for the respective mode was more than 0.25 dB higher than powers of 802.11a modes.

If the maximum extrapolated peak SAR of the zoom scan for the highest output channel was less than 1.6 W/kg and if the 1g averaged SAR was less than 0.8 W/kg, SAR testing was not required for the other test channels in the band.

| | | | | |
|-----------------------------------|---|-------------------------------|-------------|---------------------------------|
| FCC ID: PY7PM-0430 |  | SAR EVALUATION REPORT | SONY | Reviewed by: Quality Manager |
| Document S/N: 0Y1307011148.PY7 | Test Dates: 05/06/13 - 05/13/13 06/18/13 - 08/08/13 | DUT Type: Portable Handset | | Page 24 of 91 |


9 RF CONDUCTED POWERS

9.1 GSM Conducted Powers

Table 9-1
Maximum GSM/GPRS/EDGE Average RF Conducted Powers
(Representing Hotspot Mode Inactive)

| | | Maximum Burst-Averaged Output Power | | | | | | | | |
|-----------------|---------|-------------------------------------|-----------------------|----------------------|----------------------|----------------------|----------------------|----------------------|----------------------|----------------------|
| | | Voice | GPRS/EDGE Data (GMSK) | | | | EDGE Data (8-PSK) | | | |
| Band | Channel | GSM [dBm] CS (1 Slot) | GPRS [dBm] 1 Tx Slot | GPRS [dBm] 2 Tx Slot | GPRS [dBm] 3 Tx Slot | GPRS [dBm] 4 Tx Slot | EDGE [dBm] 1 Tx Slot | EDGE [dBm] 2 Tx Slot | EDGE [dBm] 3 Tx Slot | EDGE [dBm] 4 Tx Slot |
| GSM 850 | 128 | 32.82 | 32.86 | 31.18 | 30.16 | 29.21 | 27.23 | 25.06 | 24.11 | 23.00 |
| | 190 | 33.03 | 33.09 | 31.45 | 30.25 | 29.32 | 27.31 | 25.16 | 24.34 | 23.17 |
| | 251 | 33.01 | 33.07 | 31.25 | 30.21 | 29.23 | 27.21 | 25.05 | 24.15 | 22.99 |
| GSM 1900 | 512 | 30.23 | 30.14 | 28.04 | 27.41 | 26.30 | 25.36 | 23.78 | 22.86 | 21.97 |
| | 661 | 30.31 | 30.21 | 28.08 | 27.35 | 26.35 | 25.38 | 23.81 | 22.91 | 22.06 |
| | 810 | 30.47 | 30.42 | 28.30 | 27.42 | 26.50 | 25.65 | 23.26 | 22.39 | 21.48 |

| | | Calculated Maximum Frame-Averaged Output Power | | | | | | | | |
|-----------------|---------|--|-----------------------|----------------------|----------------------|----------------------|----------------------|----------------------|----------------------|----------------------|
| | | Voice | GPRS/EDGE Data (GMSK) | | | | EDGE Data (8-PSK) | | | |
| Band | Channel | GSM [dBm] CS (1 Slot) | GPRS [dBm] 1 Tx Slot | GPRS [dBm] 2 Tx Slot | GPRS [dBm] 3 Tx Slot | GPRS [dBm] 4 Tx Slot | EDGE [dBm] 1 Tx Slot | EDGE [dBm] 2 Tx Slot | EDGE [dBm] 3 Tx Slot | EDGE [dBm] 4 Tx Slot |
| GSM 850 | 128 | 23.79 | 23.83 | 25.16 | 25.90 | 26.20 | 18.20 | 19.04 | 19.85 | 19.99 |
| | 190 | 24.00 | 24.06 | 25.43 | 25.99 | 26.31 | 18.28 | 19.14 | 20.08 | 20.16 |
| | 251 | 23.98 | 24.04 | 25.23 | 25.95 | 26.22 | 18.18 | 19.03 | 19.89 | 19.98 |
| GSM 1900 | 512 | 21.20 | 21.11 | 22.02 | 23.15 | 23.29 | 16.33 | 17.76 | 18.60 | 18.96 |
| | 661 | 21.28 | 21.18 | 22.06 | 23.09 | 23.34 | 16.35 | 17.79 | 18.65 | 19.05 |
| | 810 | 21.44 | 21.39 | 22.28 | 23.16 | 23.49 | 16.62 | 17.24 | 18.13 | 18.47 |

| | | | | |
|-----------------------------------|---|-------------------------------|-------------|---------------------------------|
| FCC ID: PY7PM-0430 |  | SAR EVALUATION REPORT | SONY | Reviewed by: Quality Manager |
| Document S/N: 0Y1307011148.PY7 | Test Dates: 05/06/13 - 05/13/13 06/18/13 - 08/08/13 | DUT Type: Portable Handset | | Page 25 of 91 |

**Table 9-2
Reduced GSM/GPRS/EDGE Average RF Conducted Powers
(Representing Hotspot Mode Active)**

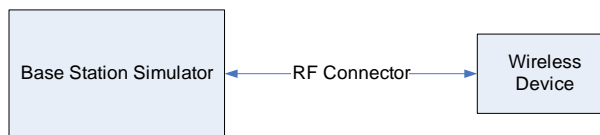
| | | Maximum Burst-Averaged Output Power | | | | | | | | |
|-----------------|---------|-------------------------------------|-----------------------|----------------------|----------------------|----------------------|----------------------|----------------------|----------------------|----------------------|
| | | Voice | GPRS/EDGE Data (GMSK) | | | | EDGE Data (8-PSK) | | | |
| Band | Channel | GSM [dBm] CS (1 Slot) | GPRS [dBm] 1 Tx Slot | GPRS [dBm] 2 Tx Slot | GPRS [dBm] 3 Tx Slot | GPRS [dBm] 4 Tx Slot | EDGE [dBm] 1 Tx Slot | EDGE [dBm] 2 Tx Slot | EDGE [dBm] 3 Tx Slot | EDGE [dBm] 4 Tx Slot |
| GSM 1900 | 512 | 27.95 | 28.01 | 26.00 | 24.20 | 23.12 | 25.40 | 25.00 | 23.00 | 21.67 |
| | 661 | 27.96 | 27.99 | 26.05 | 24.33 | 23.16 | 25.42 | 24.42 | 22.48 | 21.63 |
| | 810 | 28.14 | 28.22 | 26.18 | 24.47 | 23.35 | 25.00 | 23.84 | 22.05 | 21.07 |

| | | Calculated Maximum Frame-Averaged Output Power | | | | | | | | |
|-----------------|---------|--|-----------------------|----------------------|----------------------|----------------------|----------------------|----------------------|----------------------|----------------------|
| | | Voice | GPRS/EDGE Data (GMSK) | | | | EDGE Data (8-PSK) | | | |
| Band | Channel | GSM [dBm] CS (1 Slot) | GPRS [dBm] 1 Tx Slot | GPRS [dBm] 2 Tx Slot | GPRS [dBm] 3 Tx Slot | GPRS [dBm] 4 Tx Slot | EDGE [dBm] 1 Tx Slot | EDGE [dBm] 2 Tx Slot | EDGE [dBm] 3 Tx Slot | EDGE [dBm] 4 Tx Slot |
| GSM 1900 | 512 | 18.92 | 18.98 | 19.98 | 19.94 | 20.11 | 16.37 | 18.98 | 18.74 | 18.66 |
| | 661 | 18.93 | 18.96 | 20.03 | 20.07 | 20.15 | 16.39 | 18.40 | 18.22 | 18.62 |
| | 810 | 19.11 | 19.19 | 20.16 | 20.21 | 20.34 | 15.97 | 17.82 | 17.79 | 18.06 |


Notes:

- Both burst-averaged and calculated frame-averaged powers are included. Frame-averaged power was calculated from the measured burst-averaged power by converting the slot powers into linear units and calculating the energy over 8 timeslots.
- The bolded GPRS modes were selected for SAR testing according to the highest frame-averaged output power table according to KDB 941225 D03v01.
- GPRS (GMSK) output powers were measured with coding scheme setting of 1 (CS1) on the base station simulator. CS1 was configured to measure GPRS output power measurements and SAR to ensure GMSK modulation in the signal. Our Investigation has shown that CS1 - CS4 settings do not have any impact on the output levels or modulation in the GPRS modes.
- EDGE (8-PSK) output powers were measured with MCS7 on the base station simulator. MCS7 coding scheme was used to measure the output powers for EDGE since investigation has shown that choosing MCS7 coding scheme will ensure 8-PSK modulation. It has been shown that MCS levels that produce 8-PSK modulation do not have an impact on output power.
- This device does not support evolved EDGE (eEDGE).
- There is no power reduction for GSM/GPRS/EDGE 850.

GSM Class: B
GPRS Multislot class: 33 (Max 4 Tx uplink slots)
EDGE Multislot class: 33 (Max 4 Tx uplink slots)
DTM Multislot Class: N/A



**Figure 9-1
Power Measurement Setup**

| | | | | |
|-----------------------------------|---|-------------------------------|-------------|---------------------------------|
| FCC ID: PY7PM-0430 |  | SAR EVALUATION REPORT | SONY | Reviewed by: Quality Manager |
| Document S/N: 0Y1307011148.PY7 | Test Dates: 05/06/13 - 05/13/13 06/18/13 - 08/08/13 | DUT Type: Portable Handset | | Page 26 of 91 |



9.2 UMTS Conducted Powers

Table 9-3
Maximum UMTS Average RF Conducted Powers
(Representing Hotspot Mode Inactive)

| 3GPP Release Version | Mode | 3GPP 34.121 Subtest | Cellular Band [dBm] | | | AWS Band [dBm] | | | PCS Band [dBm] | | | 3GPP MPR [dB] |
|----------------------|----------|---------------------|---------------------|-------|-------|----------------|-------|-------|----------------|-------|-------|---------------|
| | | | 4132 | 4183 | 4233 | 1312 | 1412 | 1862 | 9262 | 9400 | 9538 | |
| 99 | WCDMA | 12.2 kbps RMC | 24.46 | 24.47 | 24.48 | 23.96 | 24.19 | 24.27 | 23.67 | 23.62 | 23.55 | - |
| 99 | | 12.2 kbps AMR | 24.48 | 24.34 | 24.21 | 23.90 | 23.72 | 23.84 | 23.78 | 23.64 | 23.64 | - |
| 6 | HSDPA | Subtest 1 | 24.26 | 24.44 | 24.43 | 24.14 | 24.23 | 24.26 | 23.73 | 23.58 | 23.67 | 0 |
| 6 | | Subtest 2 | 24.50 | 24.35 | 24.48 | 24.16 | 24.25 | 24.24 | 23.69 | 23.64 | 23.68 | 0 |
| 6 | | Subtest 3 | 24.27 | 24.06 | 24.18 | 23.79 | 23.80 | 23.80 | 23.23 | 23.14 | 23.15 | 0.5 |
| 6 | | Subtest 4 | 24.23 | 24.02 | 24.12 | 23.65 | 23.50 | 23.62 | 23.16 | 23.19 | 23.08 | 0.5 |
| 6 | HSUPA | Subtest 1 | 23.73 | 24.17 | 23.58 | 23.37 | 23.84 | 24.00 | 23.33 | 23.13 | 23.18 | 0 |
| 6 | | Subtest 2 | 23.62 | 23.59 | 23.55 | 21.97 | 21.87 | 22.05 | 21.94 | 21.38 | 21.43 | 2 |
| 6 | | Subtest 3 | 23.57 | 23.55 | 23.64 | 23.06 | 23.48 | 23.17 | 22.55 | 22.61 | 22.92 | 1 |
| 6 | | Subtest 4 | 23.63 | 23.58 | 23.52 | 23.01 | 22.91 | 22.92 | 22.16 | 22.11 | 22.22 | 2 |
| 6 | | Subtest 5 | 23.58 | 24.00 | 23.99 | 23.98 | 23.61 | 23.20 | 22.53 | 22.64 | 23.08 | 0 |
| 8 | DC-HSDPA | Subtest 1 | 24.38 | 24.42 | 24.49 | 24.13 | 24.05 | 23.86 | 23.62 | 23.77 | 23.70 | 0 |
| 8 | | Subtest 2 | 24.39 | 24.41 | 24.49 | 24.01 | 24.06 | 23.94 | 23.64 | 23.63 | 23.76 | 0 |
| 8 | | Subtest 3 | 23.93 | 24.00 | 23.85 | 23.49 | 23.55 | 23.52 | 23.31 | 23.17 | 23.31 | 0.5 |
| 8 | | Subtest 4 | 23.84 | 23.99 | 23.85 | 23.69 | 23.44 | 23.25 | 23.29 | 23.28 | 23.24 | 0.5 |

Table 9-4
Reduced UMTS Average RF Conducted Powers
(Representing Hotspot Mode Active)

| 3GPP Release Version | Mode | 3GPP 34.121 Subtest | AWS Band [dBm] | | | PCS Band [dBm] | | | 3GPP MPR [dB] |
|----------------------|----------|---------------------|----------------|-------|-------|----------------|-------|-------|---------------|
| | | | 1312 | 1412 | 1862 | 9262 | 9400 | 9538 | |
| 99 | WCDMA | 12.2 kbps RMC | 21.27 | 21.28 | 21.46 | 20.94 | 20.96 | 20.85 | - |
| 99 | | 12.2 kbps AMR | 21.33 | 21.32 | 21.43 | 21.00 | 20.90 | 20.82 | - |
| 6 | HSDPA | Subtest 1 | 21.31 | 21.47 | 21.50 | 20.97 | 20.83 | 20.91 | 0 |
| 6 | | Subtest 2 | 21.43 | 21.41 | 21.43 | 20.92 | 20.80 | 20.92 | 0 |
| 6 | | Subtest 3 | 20.89 | 20.86 | 20.94 | 20.43 | 20.49 | 20.50 | 0.5 |
| 6 | | Subtest 4 | 20.76 | 20.85 | 20.92 | 20.38 | 20.43 | 20.27 | 0.5 |
| 6 | HSUPA | Subtest 1 | 21.17 | 21.19 | 21.37 | 20.94 | 20.94 | 20.94 | 0 |
| 6 | | Subtest 2 | 19.30 | 19.42 | 19.31 | 18.92 | 18.92 | 18.92 | 2 |
| 6 | | Subtest 3 | 21.38 | 20.52 | 20.82 | 20.26 | 20.37 | 20.31 | 1 |
| 6 | | Subtest 4 | 20.78 | 19.88 | 19.93 | 19.84 | 19.73 | 19.87 | 2 |
| 6 | | Subtest 5 | 21.28 | 20.87 | 21.19 | 20.64 | 20.75 | 20.83 | 0 |
| 8 | DC-HSDPA | Subtest 1 | 20.66 | 20.55 | 20.47 | 20.66 | 20.56 | 20.52 | 0 |
| 8 | | Subtest 2 | 20.78 | 20.56 | 20.49 | 20.80 | 20.70 | 20.59 | 0 |
| 8 | | Subtest 3 | 20.12 | 20.08 | 19.94 | 20.08 | 20.07 | 19.85 | 0.5 |
| 8 | | Subtest 4 | 20.19 | 20.10 | 19.88 | 20.22 | 20.06 | 19.83 | 0.5 |


| | | | | |
|-----------------------------------|---|-------------------------------|---|---------------------------------|
| FCC ID: PY7PM-0430 |  | SAR EVALUATION REPORT |  | Reviewed by: Quality Manager |
| Document S/N: 0Y1307011148.PY7 | Test Dates: 05/06/13 - 05/13/13 06/18/13 - 08/08/13 | DUT Type: Portable Handset | | Page 27 of 91 |

Notes:

- UMTS SAR was tested under RMC 12.2 kbps with HSPA Inactive per KDB Publication 941225 D01v02. HSPA SAR was not required since the average output power of the HSPA subtests was not more than 0.25 dB higher than the RMC level and SAR was less than 1.2 W/kg. DC-HSDPA SAR was not required since SAR was less than 1.2 W/kg.
- DC-HSDPA considerations
 - 3GPP Specification 34.121-1 Release 8 Ver 8.10.0 was used for DC-HSDPA guidance
 - H-Set 12 (QPSK) was confirmed to be used during DC-HSDPA measurements
 - Per FCC KDB Publication 941225 D02, since the maximum average output power of each RF channel with DC-HSDPA active is $\leq \frac{1}{4}$ dB higher than that measured using 12.2 kbps RMC, or the maximum reported SAR for 12.2 kbps RMC is $\leq 75\%$ of the SAR limit, SAR evaluation for DC-HSDPA is not required.
 - The DUT supports UE category 24 for HSDPA
- There is no power reduction for UMTS Band 5.



Figure 9-2
Power Measurement Setup

| | | | | |
|-----------------------------------|--|-------------------------------|-------------|---------------------------------|
| FCC ID: PY7PM-0430 |  PCTEST ENGINEERING LABORATORY, INC. | SAR EVALUATION REPORT | SONY | Reviewed by: Quality Manager |
| Document S/N: 0Y1307011148.PY7 | Test Dates: 05/06/13 - 05/13/13 06/18/13 - 08/08/13 | DUT Type: Portable Handset | | Page 28 of 91 |

9.3 LTE Conducted Powers

9.3.1 LTE Band 2 (PCS)

LTE Band 2 bandedge conducted power has been reduced in accordance with 3GPP TS36.521-1. The power back-off at bandedge is applied if the entire allocated UL RB bandwidth is within 4 MHz of the bandedge.

Table 9-5
Maximum LTE Band 2 (PCS) Conducted Powers - 20 MHz Bandwidth
(Representing Hotspot Mode Inactive)

| | Frequency [MHz] | Channel | Bandwidth [MHz] | Modulation | RB Size | RB Offset | Conducted Power [dBm] | Target MPR [dB] | MPR Allowed per 3GPP [dB] |
|------|-----------------|---------|-----------------|------------|---------|-----------|-----------------------|-----------------|---------------------------|
| Low | 1860 | 18700 | 20 | QPSK | 1 | 0 | 23.11 | 0 | 0 |
| | 1860 | 18700 | 20 | QPSK | 1 | 50 | 23.11 | 0 | 0 |
| | 1860 | 18700 | 20 | QPSK | 1 | 99 | 23.27 | 0 | 0 |
| | 1860 | 18700 | 20 | QPSK | 50 | 0 | 22.05 | 1 | 0-1 |
| | 1860 | 18700 | 20 | QPSK | 50 | 25 | 22.13 | 1 | 0-1 |
| | 1860 | 18700 | 20 | QPSK | 50 | 50 | 22.08 | 1 | 0-1 |
| | 1860 | 18700 | 20 | QPSK | 100 | 0 | 22.03 | 1 | 0-1 |
| | 1860 | 18700 | 20 | 16QAM | 1 | 0 | 22.26 | 1 | 0-1 |
| | 1860 | 18700 | 20 | 16QAM | 1 | 50 | 22.35 | 1 | 0-1 |
| | 1860 | 18700 | 20 | 16QAM | 1 | 99 | 22.46 | 1 | 0-1 |
| | 1860 | 18700 | 20 | 16QAM | 50 | 0 | 21.08 | 2 | 0-2 |
| | 1860 | 18700 | 20 | 16QAM | 50 | 25 | 21.12 | 2 | 0-2 |
| 1860 | 18700 | 20 | 16QAM | 50 | 50 | 21.07 | 2 | 0-2 | |
| 1860 | 18700 | 20 | 16QAM | 100 | 0 | 21.06 | 2 | 0-2 | |
| Mid | 1880.0 | 18900 | 20 | QPSK | 1 | 0 | 23.16 | 0 | 0 |
| | 1880.0 | 18900 | 20 | QPSK | 1 | 50 | 23.25 | 0 | 0 |
| | 1880.0 | 18900 | 20 | QPSK | 1 | 99 | 23.23 | 0 | 0 |
| | 1880.0 | 18900 | 20 | QPSK | 50 | 0 | 22.06 | 1 | 0-1 |
| | 1880.0 | 18900 | 20 | QPSK | 50 | 25 | 22.09 | 1 | 0-1 |
| | 1880.0 | 18900 | 20 | QPSK | 50 | 50 | 22.02 | 1 | 0-1 |
| | 1880.0 | 18900 | 20 | QPSK | 100 | 0 | 22.05 | 1 | 0-1 |
| | 1880.0 | 18900 | 20 | 16QAM | 1 | 0 | 22.40 | 1 | 0-1 |
| | 1880.0 | 18900 | 20 | 16QAM | 1 | 50 | 22.44 | 1 | 0-1 |
| | 1880.0 | 18900 | 20 | 16QAM | 1 | 99 | 22.45 | 1 | 0-1 |
| | 1880.0 | 18900 | 20 | 16QAM | 50 | 0 | 21.07 | 2 | 0-2 |
| | 1880.0 | 18900 | 20 | 16QAM | 50 | 25 | 21.06 | 2 | 0-2 |
| | 1880.0 | 18900 | 20 | 16QAM | 50 | 50 | 20.94 | 2 | 0-2 |
| | 1880.0 | 18900 | 20 | 16QAM | 100 | 0 | 21.05 | 2 | 0-2 |
| High | 1900 | 19100 | 20 | QPSK | 1 | 0 | 23.09 | 0 | 0 |
| | 1900 | 19100 | 20 | QPSK | 1 | 50 | 23.22 | 0 | 0 |
| | 1900 | 19100 | 20 | QPSK | 1 | 99 | 21.69 | 0 | 0 |
| | 1900 | 19100 | 20 | QPSK | 50 | 0 | 22.07 | 1 | 0-1 |
| | 1900 | 19100 | 20 | QPSK | 50 | 25 | 22.04 | 1 | 0-1 |
| | 1900 | 19100 | 20 | QPSK | 50 | 50 | 21.98 | 1 | 0-1 |
| | 1900 | 19100 | 20 | QPSK | 100 | 0 | 22.08 | 1 | 0-1 |
| | 1900 | 19100 | 20 | 16QAM | 1 | 0 | 22.33 | 1 | 0-1 |
| | 1900 | 19100 | 20 | 16QAM | 1 | 50 | 22.47 | 1 | 0-1 |
| | 1900 | 19100 | 20 | 16QAM | 1 | 99 | 20.90 | 1 | 0-1 |
| | 1900 | 19100 | 20 | 16QAM | 50 | 0 | 21.11 | 2 | 0-2 |
| | 1900 | 19100 | 20 | 16QAM | 50 | 25 | 21.12 | 2 | 0-2 |
| | 1900 | 19100 | 20 | 16QAM | 50 | 50 | 21.05 | 2 | 0-2 |
| | 1900 | 19100 | 20 | 16QAM | 100 | 0 | 21.14 | 2 | 0-2 |


| | | | | |
|-----------------------------------|---|-------------------------------|-------------|---------------------------------|
| FCC ID: PY7PM-0430 |  | SAR EVALUATION REPORT | SONY | Reviewed by: Quality Manager |
| Document S/N: 0Y1307011148.PY7 | Test Dates: 05/06/13 - 05/13/13 06/18/13 - 08/08/13 | DUT Type: Portable Handset | | Page 29 of 91 |

Table 9-6
Maximum LTE Band 2 (PCS) Conducted Powers - 15 MHz Bandwidth
(Representing Hotspot Mode Inactive)

| | Frequency [MHz] | Channel | Bandwidth [MHz] | Modulation | RB Size | RB Offset | Conducted Power [dBm] | Target MPR [dB] | MPR Allowed per 3GPP [dB] |
|--------|-----------------|---------|-----------------|------------|---------|-----------|-----------------------|-----------------|---------------------------|
| Low | 1857.5 | 18675 | 15 | QPSK | 1 | 0 | 23.14 | 0 | 0 |
| | 1857.5 | 18675 | 15 | QPSK | 1 | 36 | 23.16 | 0 | 0 |
| | 1857.5 | 18675 | 15 | QPSK | 1 | 74 | 23.17 | 0 | 0 |
| | 1857.5 | 18675 | 15 | QPSK | 36 | 0 | 22.13 | 1 | 0-1 |
| | 1857.5 | 18675 | 15 | QPSK | 36 | 18 | 22.10 | 1 | 0-1 |
| | 1857.5 | 18675 | 15 | QPSK | 36 | 37 | 22.11 | 1 | 0-1 |
| | 1857.5 | 18675 | 15 | QPSK | 75 | 0 | 22.06 | 1 | 0-1 |
| | 1857.5 | 18675 | 15 | 16QAM | 1 | 0 | 22.41 | 1 | 0-1 |
| | 1857.5 | 18675 | 15 | 16QAM | 1 | 36 | 22.40 | 1 | 0-1 |
| | 1857.5 | 18675 | 15 | 16QAM | 1 | 74 | 22.39 | 1 | 0-1 |
| | 1857.5 | 18675 | 15 | 16QAM | 36 | 0 | 21.23 | 2 | 0-2 |
| | 1857.5 | 18675 | 15 | 16QAM | 36 | 18 | 21.14 | 2 | 0-2 |
| | 1857.5 | 18675 | 15 | 16QAM | 36 | 37 | 21.14 | 2 | 0-2 |
| | 1857.5 | 18675 | 15 | 16QAM | 75 | 0 | 21.10 | 2 | 0-2 |
| | 1880.0 | 18900 | 15 | QPSK | 1 | 0 | 23.13 | 0 | 0 |
| | 1880.0 | 18900 | 15 | QPSK | 1 | 36 | 23.10 | 0 | 0 |
| | 1880.0 | 18900 | 15 | QPSK | 1 | 74 | 23.19 | 0 | 0 |
| | 1880.0 | 18900 | 15 | QPSK | 36 | 0 | 21.98 | 1 | 0-1 |
| 1880.0 | 18900 | 15 | QPSK | 36 | 18 | 22.01 | 1 | 0-1 | |
| 1880.0 | 18900 | 15 | QPSK | 36 | 37 | 22.00 | 1 | 0-1 | |
| 1880.0 | 18900 | 15 | QPSK | 75 | 0 | 21.99 | 1 | 0-1 | |
| 1880.0 | 18900 | 15 | 16QAM | 1 | 0 | 21.74 | 1 | 0-1 | |
| 1880.0 | 18900 | 15 | 16QAM | 1 | 36 | 21.82 | 1 | 0-1 | |
| 1880.0 | 18900 | 15 | 16QAM | 1 | 74 | 21.87 | 1 | 0-1 | |
| 1880.0 | 18900 | 15 | 16QAM | 36 | 0 | 20.91 | 2 | 0-2 | |
| 1880.0 | 18900 | 15 | 16QAM | 36 | 18 | 20.94 | 2 | 0-2 | |
| 1880.0 | 18900 | 15 | 16QAM | 36 | 37 | 20.96 | 2 | 0-2 | |
| 1880.0 | 18900 | 15 | 16QAM | 75 | 0 | 20.98 | 2 | 0-2 | |
| High | 1902.5 | 19125 | 15 | QPSK | 1 | 0 | 23.05 | 0 | 0 |
| | 1902.5 | 19125 | 15 | QPSK | 1 | 36 | 23.07 | 0 | 0 |
| | 1902.5 | 19125 | 15 | QPSK | 1 | 74 | 21.69 | 0 | 0 |
| | 1902.5 | 19125 | 15 | QPSK | 36 | 0 | 22.12 | 1 | 0-1 |
| | 1902.5 | 19125 | 15 | QPSK | 36 | 18 | 22.11 | 1 | 0-1 |
| | 1902.5 | 19125 | 15 | QPSK | 36 | 37 | 22.02 | 1 | 0-1 |
| | 1902.5 | 19125 | 15 | QPSK | 75 | 0 | 21.93 | 1 | 0-1 |
| | 1902.5 | 19125 | 15 | 16QAM | 1 | 0 | 21.77 | 1 | 0-1 |
| | 1902.5 | 19125 | 15 | 16QAM | 1 | 36 | 21.82 | 1 | 0-1 |
| | 1902.5 | 19125 | 15 | 16QAM | 1 | 74 | 20.93 | 1 | 0-1 |
| | 1902.5 | 19125 | 15 | 16QAM | 36 | 0 | 21.15 | 2 | 0-2 |
| | 1902.5 | 19125 | 15 | 16QAM | 36 | 18 | 21.19 | 2 | 0-2 |
| | 1902.5 | 19125 | 15 | 16QAM | 36 | 37 | 21.14 | 2 | 0-2 |
| | 1902.5 | 19125 | 15 | 16QAM | 75 | 0 | 21.13 | 2 | 0-2 |

Table 9-7
Maximum LTE Band 2 (PCS) Conducted Powers - 10 MHz Bandwidth
(Representing Hotspot Mode Inactive)

| | Frequency [MHz] | Channel | Bandwidth [MHz] | Modulation | RB Size | RB Offset | Conducted Power [dBm] | Target MPR [dB] | MPR Allowed per 3GPP [dB] |
|--------|-----------------|---------|-----------------|------------|---------|-----------|-----------------------|-----------------|---------------------------|
| Low | 1855 | 18650 | 10 | QPSK | 1 | 0 | 23.00 | 0 | 0 |
| | 1855 | 18650 | 10 | QPSK | 1 | 25 | 23.05 | 0 | 0 |
| | 1855 | 18650 | 10 | QPSK | 1 | 49 | 23.00 | 0 | 0 |
| | 1855 | 18650 | 10 | QPSK | 25 | 0 | 22.14 | 1 | 0-1 |
| | 1855 | 18650 | 10 | QPSK | 25 | 12 | 22.16 | 1 | 0-1 |
| | 1855 | 18650 | 10 | QPSK | 25 | 25 | 22.18 | 1 | 0-1 |
| | 1855 | 18650 | 10 | QPSK | 50 | 0 | 22.16 | 1 | 0-1 |
| | 1855 | 18650 | 10 | 16QAM | 1 | 0 | 22.36 | 1 | 0-1 |
| | 1855 | 18650 | 10 | 16QAM | 1 | 25 | 22.44 | 1 | 0-1 |
| | 1855 | 18650 | 10 | 16QAM | 1 | 49 | 22.41 | 1 | 0-1 |
| | 1855 | 18650 | 10 | 16QAM | 25 | 0 | 21.25 | 2 | 0-2 |
| | 1855 | 18650 | 10 | 16QAM | 25 | 12 | 21.24 | 2 | 0-2 |
| | 1855 | 18650 | 10 | 16QAM | 25 | 25 | 21.20 | 2 | 0-2 |
| | 1855 | 18650 | 10 | 16QAM | 50 | 0 | 21.19 | 2 | 0-2 |
| | 1880.0 | 18900 | 10 | QPSK | 1 | 0 | 23.12 | 0 | 0 |
| | 1880.0 | 18900 | 10 | QPSK | 1 | 25 | 23.18 | 0 | 0 |
| | 1880.0 | 18900 | 10 | QPSK | 1 | 49 | 23.14 | 0 | 0 |
| | 1880.0 | 18900 | 10 | QPSK | 25 | 0 | 22.00 | 1 | 0-1 |
| 1880.0 | 18900 | 10 | QPSK | 25 | 12 | 22.10 | 1 | 0-1 | |
| 1880.0 | 18900 | 10 | QPSK | 25 | 25 | 22.04 | 1 | 0-1 | |
| 1880.0 | 18900 | 10 | QPSK | 50 | 0 | 22.05 | 1 | 0-1 | |
| 1880.0 | 18900 | 10 | 16QAM | 1 | 0 | 22.37 | 1 | 0-1 | |
| 1880.0 | 18900 | 10 | 16QAM | 1 | 25 | 22.36 | 1 | 0-1 | |
| 1880.0 | 18900 | 10 | 16QAM | 1 | 49 | 22.38 | 1 | 0-1 | |
| 1880.0 | 18900 | 10 | 16QAM | 25 | 0 | 21.09 | 2 | 0-2 | |
| 1880.0 | 18900 | 10 | 16QAM | 25 | 12 | 21.10 | 2 | 0-2 | |
| 1880.0 | 18900 | 10 | 16QAM | 25 | 25 | 21.12 | 2 | 0-2 | |
| 1880.0 | 18900 | 10 | 16QAM | 50 | 0 | 21.00 | 2 | 0-2 | |
| High | 1905 | 19150 | 10 | QPSK | 1 | 0 | 23.05 | 0 | 0 |
| | 1905 | 19150 | 10 | QPSK | 1 | 25 | 22.94 | 0 | 0 |
| | 1905 | 19150 | 10 | QPSK | 1 | 49 | 21.73 | 0 | 0 |
| | 1905 | 19150 | 10 | QPSK | 25 | 0 | 22.02 | 1 | 0-1 |
| | 1905 | 19150 | 10 | QPSK | 25 | 12 | 22.02 | 1 | 0-1 |
| | 1905 | 19150 | 10 | QPSK | 25 | 25 | 22.03 | 1 | 0-1 |
| | 1905 | 19150 | 10 | QPSK | 50 | 0 | 21.99 | 1 | 0-1 |
| | 1905 | 19150 | 10 | 16QAM | 1 | 0 | 22.49 | 1 | 0-1 |
| | 1905 | 19150 | 10 | 16QAM | 1 | 25 | 22.41 | 1 | 0-1 |
| | 1905 | 19150 | 10 | 16QAM | 1 | 49 | 20.96 | 1 | 0-1 |
| | 1905 | 19150 | 10 | 16QAM | 25 | 0 | 21.16 | 2 | 0-2 |
| | 1905 | 19150 | 10 | 16QAM | 25 | 12 | 21.20 | 2 | 0-2 |
| | 1905 | 19150 | 10 | 16QAM | 25 | 25 | 21.15 | 2 | 0-2 |
| | 1905 | 19150 | 10 | 16QAM | 50 | 0 | 21.07 | 2 | 0-2 |


| | | | | |
|-----------------------------------|---|-------------------------------|-------------|---------------------------------|
| FCC ID: PY7PM-0430 |  PCTEST ENGINEERING LABORATORY, INC. | SAR EVALUATION REPORT | SONY | Reviewed by: Quality Manager |
| Document S/N: 0Y1307011148.PY7 | Test Dates: 05/06/13 - 05/13/13 06/18/13 - 08/08/13 | DUT Type: Portable Handset | | Page 30 of 91 |

Table 9-8
Maximum LTE Band 2 (PCS) Conducted Powers - 5 MHz Bandwidth
(Representing Hotspot Mode Inactive)

| | Frequency [MHz] | Channel | Bandwidth [MHz] | Modulation | RB Size | RB Offset | Conducted Power [dBm] | Target MPR [dB] | MPR Allowed per 3GPP [dB] |
|------|-----------------|---------|-----------------|------------|---------|-----------|-----------------------|-----------------|---------------------------|
| Low | 1852.5 | 18625 | 5 | QPSK | 1 | 0 | 23.28 | 0 | 0 |
| | 1852.5 | 18625 | 5 | QPSK | 1 | 12 | 23.14 | 0 | 0 |
| | 1852.5 | 18625 | 5 | QPSK | 1 | 24 | 23.21 | 0 | 0 |
| | 1852.5 | 18625 | 5 | QPSK | 12 | 0 | 22.20 | 1 | 0 |
| | 1852.5 | 18625 | 5 | QPSK | 12 | 6 | 22.18 | 1 | 0 |
| | 1852.5 | 18625 | 5 | QPSK | 12 | 13 | 22.14 | 1 | 0 |
| | 1852.5 | 18625 | 5 | QPSK | 25 | 0 | 22.09 | 1 | 0 |
| | 1852.5 | 18625 | 5 | 16-QAM | 1 | 0 | 22.28 | 1 | 0 |
| | 1852.5 | 18625 | 5 | 16-QAM | 1 | 12 | 22.31 | 1 | 0 |
| | 1852.5 | 18625 | 5 | 16-QAM | 1 | 24 | 22.35 | 1 | 0 |
| | 1852.5 | 18625 | 5 | 16-QAM | 12 | 0 | 21.27 | 2 | 0 |
| | 1852.5 | 18625 | 5 | 16-QAM | 12 | 6 | 21.25 | 2 | 0 |
| | 1852.5 | 18625 | 5 | 16-QAM | 12 | 13 | 21.19 | 2 | 0 |
| | 1852.5 | 18625 | 5 | 16-QAM | 25 | 0 | 21.07 | 2 | 0 |
| | 1852.5 | 18625 | 5 | 16-QAM | 25 | 0 | 21.07 | 2 | 0 |
| Mid | 1880.0 | 18900 | 5 | QPSK | 1 | 0 | 23.17 | 0 | 0 |
| | 1880.0 | 18900 | 5 | QPSK | 1 | 12 | 23.23 | 0 | 0 |
| | 1880.0 | 18900 | 5 | QPSK | 1 | 24 | 23.17 | 0 | 0 |
| | 1880.0 | 18900 | 5 | QPSK | 12 | 0 | 22.17 | 1 | 0 |
| | 1880.0 | 18900 | 5 | QPSK | 12 | 6 | 22.16 | 1 | 0 |
| | 1880.0 | 18900 | 5 | QPSK | 12 | 13 | 22.19 | 1 | 0 |
| | 1880.0 | 18900 | 5 | QPSK | 25 | 0 | 22.11 | 1 | 0 |
| | 1880.0 | 18900 | 5 | 16-QAM | 1 | 0 | 22.22 | 1 | 0 |
| | 1880.0 | 18900 | 5 | 16-QAM | 1 | 12 | 22.24 | 1 | 0 |
| | 1880.0 | 18900 | 5 | 16-QAM | 1 | 24 | 22.17 | 1 | 0 |
| | 1880.0 | 18900 | 5 | 16-QAM | 12 | 0 | 21.16 | 2 | 0 |
| | 1880.0 | 18900 | 5 | 16-QAM | 12 | 6 | 21.19 | 2 | 0 |
| | 1880.0 | 18900 | 5 | 16-QAM | 12 | 13 | 21.24 | 2 | 0 |
| | 1880.0 | 18900 | 5 | 16-QAM | 25 | 0 | 21.16 | 2 | 0 |
| | 1880.0 | 18900 | 5 | 16-QAM | 25 | 0 | 21.16 | 2 | 0 |
| High | 1907.5 | 19175 | 5 | QPSK | 1 | 0 | 23.13 | 0 | 0 |
| | 1907.5 | 19175 | 5 | QPSK | 1 | 12 | 21.77 | 0 | 0 |
| | 1907.5 | 19175 | 5 | QPSK | 1 | 24 | 21.76 | 0 | 0 |
| | 1907.5 | 19175 | 5 | QPSK | 12 | 0 | 22.23 | 1 | 0 |
| | 1907.5 | 19175 | 5 | QPSK | 12 | 6 | 20.80 | 1 | 0 |
| | 1907.5 | 19175 | 5 | QPSK | 12 | 13 | 20.79 | 1 | 0 |
| | 1907.5 | 19175 | 5 | QPSK | 25 | 0 | 22.11 | 1 | 0 |
| | 1907.5 | 19175 | 5 | 16-QAM | 1 | 0 | 22.18 | 1 | 0 |
| | 1907.5 | 19175 | 5 | 16-QAM | 1 | 12 | 20.74 | 1 | 0 |
| | 1907.5 | 19175 | 5 | 16-QAM | 1 | 24 | 20.77 | 1 | 0 |
| | 1907.5 | 19175 | 5 | 16-QAM | 12 | 0 | 21.31 | 2 | 0 |
| | 1907.5 | 19175 | 5 | 16-QAM | 12 | 6 | 19.87 | 2 | 0 |
| | 1907.5 | 19175 | 5 | 16-QAM | 12 | 13 | 19.89 | 2 | 0 |
| | 1907.5 | 19175 | 5 | 16-QAM | 25 | 0 | 21.20 | 2 | 0 |
| | 1907.5 | 19175 | 5 | 16-QAM | 25 | 0 | 21.20 | 2 | 0 |

Table 9-9
Maximum LTE Band 2 (PCS) Conducted Powers - 3 MHz Bandwidth
(Representing Hotspot Mode Inactive)

| | Frequency [MHz] | Channel | Bandwidth [MHz] | Modulation | RB Size | RB Offset | Conducted Power [dBm] | Target MPR [dB] | MPR Allowed per 3GPP [dB] |
|------|-----------------|---------|-----------------|------------|---------|-----------|-----------------------|-----------------|---------------------------|
| Low | 1851.5 | 18615 | 3 | QPSK | 1 | 0 | 23.12 | 0 | 0 |
| | 1851.5 | 18615 | 3 | QPSK | 1 | 7 | 23.18 | 0 | 0 |
| | 1851.5 | 18615 | 3 | QPSK | 1 | 14 | 23.11 | 0 | 0 |
| | 1851.5 | 18615 | 3 | QPSK | 8 | 0 | 22.19 | 1 | 0 |
| | 1851.5 | 18615 | 3 | QPSK | 8 | 4 | 22.22 | 1 | 0 |
| | 1851.5 | 18615 | 3 | QPSK | 8 | 7 | 22.20 | 1 | 0 |
| | 1851.5 | 18615 | 3 | QPSK | 15 | 0 | 22.21 | 1 | 0 |
| | 1851.5 | 18615 | 3 | 16-QAM | 1 | 0 | 22.36 | 1 | 0 |
| | 1851.5 | 18615 | 3 | 16-QAM | 1 | 7 | 22.40 | 1 | 0 |
| | 1851.5 | 18615 | 3 | 16-QAM | 1 | 14 | 22.45 | 1 | 0 |
| | 1851.5 | 18615 | 3 | 16-QAM | 8 | 0 | 21.23 | 2 | 0 |
| | 1851.5 | 18615 | 3 | 16-QAM | 8 | 4 | 21.22 | 2 | 0 |
| | 1851.5 | 18615 | 3 | 16-QAM | 8 | 7 | 21.22 | 2 | 0 |
| | 1851.5 | 18615 | 3 | 16-QAM | 15 | 0 | 21.26 | 2 | 0 |
| | 1851.5 | 18615 | 3 | 16-QAM | 15 | 0 | 21.26 | 2 | 0 |
| Mid | 1880.0 | 18900 | 3 | QPSK | 1 | 0 | 23.04 | 0 | 0 |
| | 1880.0 | 18900 | 3 | QPSK | 1 | 7 | 23.06 | 0 | 0 |
| | 1880.0 | 18900 | 3 | QPSK | 1 | 14 | 23.02 | 0 | 0 |
| | 1880.0 | 18900 | 3 | QPSK | 8 | 0 | 22.17 | 1 | 0 |
| | 1880.0 | 18900 | 3 | QPSK | 8 | 4 | 22.19 | 1 | 0 |
| | 1880.0 | 18900 | 3 | QPSK | 8 | 7 | 22.20 | 1 | 0 |
| | 1880.0 | 18900 | 3 | QPSK | 15 | 0 | 22.13 | 1 | 0 |
| | 1880.0 | 18900 | 3 | 16-QAM | 1 | 0 | 22.41 | 1 | 0 |
| | 1880.0 | 18900 | 3 | 16-QAM | 1 | 7 | 22.47 | 1 | 0 |
| | 1880.0 | 18900 | 3 | 16-QAM | 1 | 14 | 22.39 | 1 | 0 |
| | 1880.0 | 18900 | 3 | 16-QAM | 8 | 0 | 21.08 | 2 | 0 |
| | 1880.0 | 18900 | 3 | 16-QAM | 8 | 4 | 21.10 | 2 | 0 |
| | 1880.0 | 18900 | 3 | 16-QAM | 8 | 7 | 21.11 | 2 | 0 |
| | 1880.0 | 18900 | 3 | 16-QAM | 15 | 0 | 21.42 | 2 | 0 |
| | 1880.0 | 18900 | 3 | 16-QAM | 15 | 0 | 21.42 | 2 | 0 |
| High | 1908.5 | 19185 | 3 | QPSK | 1 | 0 | 21.73 | 0 | 0 |
| | 1908.5 | 19185 | 3 | QPSK | 1 | 7 | 21.78 | 0 | 0 |
| | 1908.5 | 19185 | 3 | QPSK | 1 | 14 | 21.76 | 0 | 0 |
| | 1908.5 | 19185 | 3 | QPSK | 8 | 0 | 20.78 | 1 | 0 |
| | 1908.5 | 19185 | 3 | QPSK | 8 | 4 | 20.78 | 1 | 0 |
| | 1908.5 | 19185 | 3 | QPSK | 8 | 7 | 20.76 | 1 | 0 |
| | 1908.5 | 19185 | 3 | QPSK | 15 | 0 | 20.72 | 1 | 0 |
| | 1908.5 | 19185 | 3 | 16-QAM | 1 | 0 | 20.88 | 1 | 0 |
| | 1908.5 | 19185 | 3 | 16-QAM | 1 | 7 | 20.94 | 1 | 0 |
| | 1908.5 | 19185 | 3 | 16-QAM | 1 | 14 | 20.91 | 1 | 0 |
| | 1908.5 | 19185 | 3 | 16-QAM | 8 | 0 | 19.83 | 2 | 0 |
| | 1908.5 | 19185 | 3 | 16-QAM | 8 | 4 | 19.84 | 2 | 0 |
| | 1908.5 | 19185 | 3 | 16-QAM | 8 | 7 | 19.86 | 2 | 0 |
| | 1908.5 | 19185 | 3 | 16-QAM | 15 | 0 | 19.83 | 2 | 0 |
| | 1908.5 | 19185 | 3 | 16-QAM | 15 | 0 | 19.83 | 2 | 0 |


| | | | | |
|-----------------------------------|---|-------------------------------|-------------|---------------------------------|
| FCC ID: PY7PM-0430 |  PCTEST ENGINEERING LABORATORY, INC. | SAR EVALUATION REPORT | SONY | Reviewed by: Quality Manager |
| Document S/N: 0Y1307011148.PY7 | Test Dates: 05/06/13 - 05/13/13 06/18/13 - 08/08/13 | DUT Type: Portable Handset | | Page 31 of 91 |

Table 9-10
Maximum LTE Band 2 (PCS) Conducted Powers -1.4 MHz Bandwidth
(Representing Hotspot Mode Inactive)

| | Frequency [MHz] | Channel | Bandwidth [MHz] | Modulation | RB Size | RB Offset | Conducted Power [dBm] | Target MPR [dB] | MPR Allowed per 3GPP [dB] |
|------|-----------------|---------|-----------------|------------|---------|-----------|-----------------------|-----------------|---------------------------|
| Low | 1850.7 | 18607 | 1.4 | QPSK | 1 | 0 | 23.11 | 0 | 0 |
| | 1850.7 | 18607 | 1.4 | QPSK | 1 | 2 | 23.12 | 0 | 0 |
| | 1850.7 | 18607 | 1.4 | QPSK | 1 | 5 | 23.09 | 0 | 0 |
| | 1850.7 | 18607 | 1.4 | QPSK | 3 | 0 | 23.13 | 0 | 0 |
| | 1850.7 | 18607 | 1.4 | QPSK | 3 | 2 | 23.14 | 0 | 0 |
| | 1850.7 | 18607 | 1.4 | QPSK | 3 | 3 | 23.13 | 0 | 0 |
| | 1850.7 | 18607 | 1.4 | QPSK | 6 | 0 | 22.26 | 1 | 0-1 |
| | 1850.7 | 18607 | 1.4 | 16-QAM | 1 | 0 | 22.41 | 1 | 0-1 |
| | 1850.7 | 18607 | 1.4 | 16-QAM | 1 | 2 | 22.40 | 1 | 0-1 |
| | 1850.7 | 18607 | 1.4 | 16-QAM | 1 | 5 | 22.39 | 1 | 0-1 |
| | 1850.7 | 18607 | 1.4 | 16-QAM | 3 | 0 | 22.25 | 1 | 0-1 |
| | 1850.7 | 18607 | 1.4 | 16-QAM | 3 | 2 | 22.24 | 1 | 0-1 |
| | 1850.7 | 18607 | 1.4 | 16-QAM | 3 | 3 | 22.20 | 1 | 0-1 |
| | 1850.7 | 18607 | 1.4 | 16-QAM | 6 | 0 | 21.10 | 2 | 0-2 |
| | 1850.7 | 18607 | 1.4 | 16-QAM | 6 | 0 | 21.10 | 2 | 0-2 |
| Mid | 1880.0 | 18900 | 1.4 | QPSK | 1 | 0 | 23.18 | 0 | 0 |
| | 1880.0 | 18900 | 1.4 | QPSK | 1 | 2 | 23.19 | 0 | 0 |
| | 1880.0 | 18900 | 1.4 | QPSK | 1 | 5 | 23.17 | 0 | 0 |
| | 1880.0 | 18900 | 1.4 | QPSK | 3 | 0 | 23.21 | 0 | 0 |
| | 1880.0 | 18900 | 1.4 | QPSK | 3 | 2 | 23.14 | 0 | 0 |
| | 1880.0 | 18900 | 1.4 | QPSK | 3 | 3 | 23.14 | 0 | 0 |
| | 1880.0 | 18900 | 1.4 | QPSK | 6 | 0 | 22.18 | 1 | 0-1 |
| | 1880.0 | 18900 | 1.4 | 16-QAM | 1 | 0 | 21.66 | 1 | 0-1 |
| | 1880.0 | 18900 | 1.4 | 16-QAM | 1 | 2 | 21.61 | 1 | 0-1 |
| | 1880.0 | 18900 | 1.4 | 16-QAM | 1 | 5 | 21.70 | 1 | 0-1 |
| | 1880.0 | 18900 | 1.4 | 16-QAM | 3 | 0 | 22.29 | 1 | 0-1 |
| | 1880.0 | 18900 | 1.4 | 16-QAM | 3 | 2 | 22.28 | 1 | 0-1 |
| | 1880.0 | 18900 | 1.4 | 16-QAM | 3 | 3 | 22.38 | 1 | 0-1 |
| | 1880.0 | 18900 | 1.4 | 16-QAM | 6 | 0 | 21.24 | 2 | 0-2 |
| | 1880.0 | 18900 | 1.4 | 16-QAM | 6 | 0 | 21.24 | 2 | 0-2 |
| High | 1909.3 | 19193 | 1.4 | QPSK | 1 | 0 | 21.88 | 0 | 0 |
| | 1909.3 | 19193 | 1.4 | QPSK | 1 | 2 | 21.81 | 0 | 0 |
| | 1909.3 | 19193 | 1.4 | QPSK | 1 | 5 | 21.76 | 0 | 0 |
| | 1909.3 | 19193 | 1.4 | QPSK | 3 | 0 | 21.79 | 0 | 0 |
| | 1909.3 | 19193 | 1.4 | QPSK | 3 | 2 | 21.75 | 0 | 0 |
| | 1909.3 | 19193 | 1.4 | QPSK | 3 | 3 | 21.78 | 0 | 0 |
| | 1909.3 | 19193 | 1.4 | QPSK | 6 | 0 | 20.79 | 1 | 0-1 |
| | 1909.3 | 19193 | 1.4 | 16-QAM | 1 | 0 | 20.96 | 1 | 0-1 |
| | 1909.3 | 19193 | 1.4 | 16-QAM | 1 | 2 | 20.99 | 1 | 0-1 |
| | 1909.3 | 19193 | 1.4 | 16-QAM | 1 | 5 | 20.94 | 1 | 0-1 |
| | 1909.3 | 19193 | 1.4 | 16-QAM | 3 | 0 | 20.83 | 1 | 0-1 |
| | 1909.3 | 19193 | 1.4 | 16-QAM | 3 | 2 | 20.81 | 1 | 0-1 |
| | 1909.3 | 19193 | 1.4 | 16-QAM | 3 | 3 | 20.82 | 1 | 0-1 |
| | 1909.3 | 19193 | 1.4 | 16-QAM | 6 | 0 | 19.74 | 2 | 0-2 |
| | 1909.3 | 19193 | 1.4 | 16-QAM | 6 | 0 | 19.74 | 2 | 0-2 |

Table 9-11
Reduced LTE Band 2 (PCS) Conducted Powers - 20 MHz Bandwidth
(Representing Hotspot Mode Active)

| | Frequency [MHz] | Channel | Bandwidth [MHz] | Modulation | RB Size | RB Offset | Conducted Power [dBm] | Target MPR [dB] | MPR Allowed per 3GPP [dB] |
|------|-----------------|---------|-----------------|------------|---------|-----------|-----------------------|-----------------|---------------------------|
| Low | 1860 | 18700 | 20 | QPSK | 1 | 0 | 20.75 | 0 | 0 |
| | 1860 | 18700 | 20 | QPSK | 1 | 50 | 20.82 | 0 | 0 |
| | 1860 | 18700 | 20 | QPSK | 1 | 99 | 20.75 | 0 | 0 |
| | 1860 | 18700 | 20 | QPSK | 50 | 0 | 20.75 | 0 | 0-1 |
| | 1860 | 18700 | 20 | QPSK | 50 | 25 | 20.64 | 0 | 0-1 |
| | 1860 | 18700 | 20 | QPSK | 50 | 50 | 20.59 | 0 | 0-1 |
| | 1860 | 18700 | 20 | QPSK | 100 | 0 | 20.64 | 0 | 0-1 |
| | 1860 | 18700 | 20 | 16QAM | 1 | 0 | 19.93 | 0 | 0-1 |
| | 1860 | 18700 | 20 | 16QAM | 1 | 50 | 20.00 | 0 | 0-1 |
| | 1860 | 18700 | 20 | 16QAM | 1 | 99 | 20.00 | 0 | 0-1 |
| | 1860 | 18700 | 20 | 16QAM | 50 | 0 | 20.62 | 0 | 0-2 |
| | 1860 | 18700 | 20 | 16QAM | 50 | 25 | 20.63 | 0 | 0-2 |
| | 1860 | 18700 | 20 | 16QAM | 50 | 50 | 20.59 | 0 | 0-2 |
| | 1860 | 18700 | 20 | 16QAM | 100 | 0 | 20.60 | 0 | 0-2 |
| | 1860 | 18700 | 20 | 16QAM | 100 | 0 | 20.60 | 0 | 0-2 |
| Mid | 1880.0 | 18900 | 20 | QPSK | 1 | 0 | 20.73 | 0 | 0 |
| | 1880.0 | 18900 | 20 | QPSK | 1 | 50 | 20.63 | 0 | 0 |
| | 1880.0 | 18900 | 20 | QPSK | 1 | 99 | 20.75 | 0 | 0 |
| | 1880.0 | 18900 | 20 | QPSK | 50 | 0 | 20.62 | 0 | 0-1 |
| | 1880.0 | 18900 | 20 | QPSK | 50 | 25 | 20.55 | 0 | 0-1 |
| | 1880.0 | 18900 | 20 | QPSK | 50 | 50 | 20.54 | 0 | 0-1 |
| | 1880.0 | 18900 | 20 | QPSK | 100 | 0 | 20.57 | 0 | 0-1 |
| | 1880.0 | 18900 | 20 | 16QAM | 1 | 0 | 20.93 | 0 | 0-1 |
| | 1880.0 | 18900 | 20 | 16QAM | 1 | 50 | 20.88 | 0 | 0-1 |
| | 1880.0 | 18900 | 20 | 16QAM | 1 | 99 | 20.9 | 0 | 0-1 |
| | 1880.0 | 18900 | 20 | 16QAM | 50 | 0 | 20.61 | 0 | 0-2 |
| | 1880.0 | 18900 | 20 | 16QAM | 50 | 25 | 20.51 | 0 | 0-2 |
| | 1880.0 | 18900 | 20 | 16QAM | 50 | 50 | 20.5 | 0 | 0-2 |
| | 1880.0 | 18900 | 20 | 16QAM | 100 | 0 | 20.62 | 0 | 0-2 |
| | 1880.0 | 18900 | 20 | 16QAM | 100 | 0 | 20.62 | 0 | 0-2 |
| High | 1900 | 19100 | 20 | QPSK | 1 | 0 | 20.68 | 0 | 0 |
| | 1900 | 19100 | 20 | QPSK | 1 | 50 | 20.73 | 0 | 0 |
| | 1900 | 19100 | 20 | QPSK | 1 | 99 | 20.44 | 0 | 0 |
| | 1900 | 19100 | 20 | QPSK | 50 | 0 | 20.64 | 0 | 0-1 |
| | 1900 | 19100 | 20 | QPSK | 50 | 25 | 20.66 | 0 | 0-1 |
| | 1900 | 19100 | 20 | QPSK | 50 | 50 | 20.51 | 0 | 0-1 |
| | 1900 | 19100 | 20 | QPSK | 100 | 0 | 20.52 | 0 | 0-1 |
| | 1900 | 19100 | 20 | 16QAM | 1 | 0 | 20.58 | 0 | 0-1 |
| | 1900 | 19100 | 20 | 16QAM | 1 | 50 | 20.63 | 0 | 0-1 |
| | 1900 | 19100 | 20 | 16QAM | 1 | 99 | 19.88 | 0 | 0-1 |
| | 1900 | 19100 | 20 | 16QAM | 50 | 0 | 20.66 | 0 | 0-2 |
| | 1900 | 19100 | 20 | 16QAM | 50 | 25 | 20.62 | 0 | 0-2 |
| | 1900 | 19100 | 20 | 16QAM | 50 | 50 | 20.46 | 0 | 0-2 |
| | 1900 | 19100 | 20 | 16QAM | 100 | 0 | 20.45 | 0 | 0-2 |
| | 1900 | 19100 | 20 | 16QAM | 100 | 0 | 20.45 | 0 | 0-2 |



| | | | | |
|-----------------------------------|---|-------------------------------|---|---------------------------------|
| FCC ID: PY7PM-0430 |  | SAR EVALUATION REPORT |  | Reviewed by: Quality Manager |
| Document S/N: 0Y1307011148.PY7 | Test Dates: 05/06/13 - 05/13/13 06/18/13 - 08/08/13 | DUT Type: Portable Handset | | Page 32 of 91 |

Table 9-12
Reduced LTE Band 2 (PCS) Conducted Powers - 15 MHz Bandwidth
(Representing Hotspot Mode Active)

| | Frequency [MHz] | Channel | Bandwidth [MHz] | Modulation | RB Size | RB Offset | Conducted Power [dBm] | Target MPR [dB] | MPR Allowed per 3GPP [dB] |
|------|-----------------|---------|-----------------|------------|---------|-----------|-----------------------|-----------------|---------------------------|
| Low | 1857.5 | 18675 | 15 | QPSK | 1 | 0 | 20.71 | 0 | 0 |
| | 1857.5 | 18675 | 15 | QPSK | 1 | 36 | 20.78 | 0 | 0 |
| | 1857.5 | 18675 | 15 | QPSK | 1 | 74 | 20.67 | 0 | 0 |
| | 1857.5 | 18675 | 15 | QPSK | 36 | 0 | 20.60 | 0 | 0-1 |
| | 1857.5 | 18675 | 15 | QPSK | 36 | 18 | 20.63 | 0 | 0-1 |
| | 1857.5 | 18675 | 15 | QPSK | 36 | 37 | 20.57 | 0 | 0-1 |
| | 1857.5 | 18675 | 15 | QPSK | 75 | 0 | 20.54 | 0 | 0-1 |
| | 1857.5 | 18675 | 15 | 16QAM | 1 | 0 | 20.76 | 0 | 0-1 |
| | 1857.5 | 18675 | 15 | 16QAM | 1 | 36 | 20.86 | 0 | 0-1 |
| | 1857.5 | 18675 | 15 | 16QAM | 1 | 74 | 20.77 | 0 | 0-1 |
| | 1857.5 | 18675 | 15 | 16QAM | 36 | 0 | 20.56 | 0 | 0-2 |
| | 1857.5 | 18675 | 15 | 16QAM | 36 | 18 | 20.59 | 0 | 0-2 |
| | 1857.5 | 18675 | 15 | 16QAM | 36 | 37 | 20.52 | 0 | 0-2 |
| | 1857.5 | 18675 | 15 | 16QAM | 75 | 0 | 20.47 | 0 | 0-2 |
| | 1857.5 | 18675 | 15 | 16QAM | 75 | 0 | 20.47 | 0 | 0-2 |
| Mid | 1880.0 | 18900 | 15 | QPSK | 1 | 0 | 20.62 | 0 | 0 |
| | 1880.0 | 18900 | 15 | QPSK | 1 | 36 | 20.6 | 0 | 0 |
| | 1880.0 | 18900 | 15 | QPSK | 1 | 74 | 20.72 | 0 | 0 |
| | 1880.0 | 18900 | 15 | QPSK | 36 | 0 | 20.55 | 0 | 0-1 |
| | 1880.0 | 18900 | 15 | QPSK | 36 | 18 | 20.46 | 0 | 0-1 |
| | 1880.0 | 18900 | 15 | QPSK | 36 | 37 | 20.49 | 0 | 0-1 |
| | 1880.0 | 18900 | 15 | QPSK | 75 | 0 | 20.45 | 0 | 0-1 |
| | 1880.0 | 18900 | 15 | 16QAM | 1 | 0 | 20.8 | 0 | 0-1 |
| | 1880.0 | 18900 | 15 | 16QAM | 1 | 36 | 20.7 | 0 | 0-1 |
| | 1880.0 | 18900 | 15 | 16QAM | 1 | 74 | 20.81 | 0 | 0-1 |
| | 1880.0 | 18900 | 15 | 16QAM | 36 | 0 | 20.48 | 0 | 0-2 |
| | 1880.0 | 18900 | 15 | 16QAM | 36 | 18 | 20.45 | 0 | 0-2 |
| | 1880.0 | 18900 | 15 | 16QAM | 36 | 37 | 20.47 | 0 | 0-2 |
| | 1880.0 | 18900 | 15 | 16QAM | 75 | 0 | 20.35 | 0 | 0-2 |
| | 1880.0 | 18900 | 15 | 16QAM | 75 | 0 | 20.35 | 0 | 0-2 |
| High | 1902.5 | 19125 | 15 | QPSK | 1 | 0 | 20.78 | 0 | 0 |
| | 1902.5 | 19125 | 15 | QPSK | 1 | 36 | 20.75 | 0 | 0 |
| | 1902.5 | 19125 | 15 | QPSK | 1 | 74 | 20.57 | 0 | 0 |
| | 1902.5 | 19125 | 15 | QPSK | 36 | 0 | 20.62 | 0 | 0-1 |
| | 1902.5 | 19125 | 15 | QPSK | 36 | 18 | 20.66 | 0 | 0-1 |
| | 1902.5 | 19125 | 15 | QPSK | 36 | 37 | 20.67 | 0 | 0-1 |
| | 1902.5 | 19125 | 15 | QPSK | 75 | 0 | 20.56 | 0 | 0-1 |
| | 1902.5 | 19125 | 15 | 16QAM | 1 | 0 | 20.92 | 0 | 0-1 |
| | 1902.5 | 19125 | 15 | 16QAM | 1 | 36 | 20.91 | 0 | 0-1 |
| | 1902.5 | 19125 | 15 | 16QAM | 1 | 74 | 20.27 | 0 | 0-1 |
| | 1902.5 | 19125 | 15 | 16QAM | 36 | 0 | 20.64 | 0 | 0-2 |
| | 1902.5 | 19125 | 15 | 16QAM | 36 | 18 | 20.66 | 0 | 0-2 |
| | 1902.5 | 19125 | 15 | 16QAM | 36 | 37 | 20.60 | 0 | 0-2 |
| | 1902.5 | 19125 | 15 | 16QAM | 75 | 0 | 20.51 | 0 | 0-2 |
| | 1902.5 | 19125 | 15 | 16QAM | 75 | 0 | 20.51 | 0 | 0-2 |

Table 9-13
Reduced LTE Band 2 (PCS) Conducted Powers - 10 MHz Bandwidth
(Representing Hotspot Mode Active)

| | Frequency [MHz] | Channel | Bandwidth [MHz] | Modulation | RB Size | RB Offset | Conducted Power [dBm] | Target MPR [dB] | MPR Allowed per 3GPP [dB] |
|------|-----------------|---------|-----------------|------------|---------|-----------|-----------------------|-----------------|---------------------------|
| Low | 1855 | 18650 | 10 | QPSK | 1 | 0 | 20.74 | 0 | 0 |
| | 1855 | 18650 | 10 | QPSK | 1 | 25 | 20.85 | 0 | 0 |
| | 1855 | 18650 | 10 | QPSK | 1 | 49 | 20.78 | 0 | 0 |
| | 1855 | 18650 | 10 | QPSK | 25 | 0 | 20.73 | 0 | 0-1 |
| | 1855 | 18650 | 10 | QPSK | 25 | 12 | 20.74 | 0 | 0-1 |
| | 1855 | 18650 | 10 | QPSK | 25 | 25 | 20.76 | 0 | 0-1 |
| | 1855 | 18650 | 10 | QPSK | 50 | 0 | 20.64 | 0 | 0-1 |
| | 1855 | 18650 | 10 | 16QAM | 1 | 0 | 20.85 | 0 | 0-1 |
| | 1855 | 18650 | 10 | 16QAM | 1 | 25 | 20.97 | 0 | 0-1 |
| | 1855 | 18650 | 10 | 16QAM | 1 | 49 | 20.89 | 0 | 0-1 |
| | 1855 | 18650 | 10 | 16QAM | 25 | 0 | 20.71 | 0 | 0-2 |
| | 1855 | 18650 | 10 | 16QAM | 25 | 12 | 20.67 | 0 | 0-2 |
| | 1855 | 18650 | 10 | 16QAM | 25 | 25 | 20.73 | 0 | 0-2 |
| | 1855 | 18650 | 10 | 16QAM | 50 | 0 | 20.46 | 0 | 0-2 |
| | 1855 | 18650 | 10 | 16QAM | 50 | 0 | 20.46 | 0 | 0-2 |
| Mid | 1880.0 | 18900 | 10 | QPSK | 1 | 0 | 20.60 | 0 | 0 |
| | 1880.0 | 18900 | 10 | QPSK | 1 | 25 | 20.54 | 0 | 0 |
| | 1880.0 | 18900 | 10 | QPSK | 1 | 49 | 20.63 | 0 | 0 |
| | 1880.0 | 18900 | 10 | QPSK | 25 | 0 | 20.61 | 0 | 0-1 |
| | 1880.0 | 18900 | 10 | QPSK | 25 | 12 | 20.49 | 0 | 0-1 |
| | 1880.0 | 18900 | 10 | QPSK | 25 | 25 | 20.55 | 0 | 0-1 |
| | 1880.0 | 18900 | 10 | QPSK | 50 | 0 | 20.47 | 0 | 0-1 |
| | 1880.0 | 18900 | 10 | 16QAM | 1 | 0 | 20.86 | 0 | 0-1 |
| | 1880.0 | 18900 | 10 | 16QAM | 1 | 25 | 20.79 | 0 | 0-1 |
| | 1880.0 | 18900 | 10 | 16QAM | 1 | 49 | 20.82 | 0 | 0-1 |
| | 1880.0 | 18900 | 10 | 16QAM | 25 | 0 | 20.74 | 0 | 0-2 |
| | 1880.0 | 18900 | 10 | 16QAM | 25 | 12 | 20.58 | 0 | 0-2 |
| | 1880.0 | 18900 | 10 | 16QAM | 25 | 25 | 20.7 | 0 | 0-2 |
| | 1880.0 | 18900 | 10 | 16QAM | 50 | 0 | 20.44 | 0 | 0-2 |
| | 1880.0 | 18900 | 10 | 16QAM | 50 | 0 | 20.44 | 0 | 0-2 |
| High | 1905 | 19150 | 10 | QPSK | 1 | 0 | 20.64 | 0 | 0 |
| | 1905 | 19150 | 10 | QPSK | 1 | 25 | 20.66 | 0 | 0 |
| | 1905 | 19150 | 10 | QPSK | 1 | 49 | 20.42 | 0 | 0 |
| | 1905 | 19150 | 10 | QPSK | 25 | 0 | 20.54 | 0 | 0-1 |
| | 1905 | 19150 | 10 | QPSK | 25 | 12 | 20.50 | 0 | 0-1 |
| | 1905 | 19150 | 10 | QPSK | 25 | 25 | 20.49 | 0 | 0-1 |
| | 1905 | 19150 | 10 | QPSK | 50 | 0 | 20.48 | 0 | 0-1 |
| | 1905 | 19150 | 10 | 16QAM | 1 | 0 | 20.76 | 0 | 0-1 |
| | 1905 | 19150 | 10 | 16QAM | 1 | 25 | 20.71 | 0 | 0-1 |
| | 1905 | 19150 | 10 | 16QAM | 1 | 49 | 20.15 | 0 | 0-1 |
| | 1905 | 19150 | 10 | 16QAM | 25 | 0 | 20.53 | 0 | 0-2 |
| | 1905 | 19150 | 10 | 16QAM | 25 | 12 | 20.52 | 0 | 0-2 |
| | 1905 | 19150 | 10 | 16QAM | 25 | 25 | 20.49 | 0 | 0-2 |
| | 1905 | 19150 | 10 | 16QAM | 50 | 0 | 20.34 | 0 | 0-2 |
| | 1905 | 19150 | 10 | 16QAM | 50 | 0 | 20.34 | 0 | 0-2 |


| | | | | |
|-----------------------------------|---|-------------------------------|-------------|---------------------------------|
| FCC ID: PY7PM-0430 |  PCTEST ENGINEERING LABORATORY, INC. | SAR EVALUATION REPORT | SONY | Reviewed by: Quality Manager |
| Document S/N: 0Y1307011148.PY7 | Test Dates: 05/06/13 - 05/13/13 06/18/13 - 08/08/13 | DUT Type: Portable Handset | | Page 33 of 91 |

Table 9-14
Reduced LTE Band 2 (PCS) Conducted Powers - 5 MHz Bandwidth
(Representing Hotspot Mode Active)

| | Frequency [MHz] | Channel | Bandwidth [MHz] | Modulation | RB Size | RB Offset | Conducted Power [dBm] | Target MPR [dB] | MPR Allowed per 3GPP [dB] |
|--------|-----------------|---------|-----------------|------------|---------|-----------|-----------------------|-----------------|---------------------------|
| Low | 1852.5 | 18625 | 5 | QPSK | 1 | 0 | 20.65 | 0 | 0 |
| | 1852.5 | 18625 | 5 | QPSK | 1 | 12 | 20.63 | 0 | 0 |
| | 1852.5 | 18625 | 5 | QPSK | 1 | 24 | 20.67 | 0 | 0 |
| | 1852.5 | 18625 | 5 | QPSK | 12 | 0 | 20.59 | 0 | 0-1 |
| | 1852.5 | 18625 | 5 | QPSK | 12 | 6 | 20.58 | 0 | 0-1 |
| | 1852.5 | 18625 | 5 | QPSK | 12 | 13 | 20.56 | 0 | 0-1 |
| | 1852.5 | 18625 | 5 | QPSK | 25 | 0 | 20.49 | 0 | 0-1 |
| | 1852.5 | 18625 | 5 | 16-QAM | 1 | 0 | 20.53 | 0 | 0-1 |
| | 1852.5 | 18625 | 5 | 16-QAM | 1 | 12 | 20.51 | 0 | 0-1 |
| | 1852.5 | 18625 | 5 | 16-QAM | 1 | 24 | 20.54 | 0 | 0-1 |
| | 1852.5 | 18625 | 5 | 16-QAM | 12 | 0 | 20.53 | 0 | 0-2 |
| | 1852.5 | 18625 | 5 | 16-QAM | 12 | 6 | 20.55 | 0 | 0-2 |
| | 1852.5 | 18625 | 5 | 16-QAM | 12 | 13 | 20.51 | 0 | 0-2 |
| | 1852.5 | 18625 | 5 | 16-QAM | 25 | 0 | 20.53 | 0 | 0-2 |
| | 1880.0 | 18900 | 5 | QPSK | 1 | 0 | 20.72 | 0 | 0 |
| | 1880.0 | 18900 | 5 | QPSK | 1 | 12 | 20.67 | 0 | 0 |
| | 1880.0 | 18900 | 5 | QPSK | 1 | 24 | 20.69 | 0 | 0 |
| | 1880.0 | 18900 | 5 | QPSK | 12 | 0 | 20.64 | 0 | 0-1 |
| 1880.0 | 18900 | 5 | QPSK | 12 | 6 | 20.64 | 0 | 0-1 | |
| 1880.0 | 18900 | 5 | QPSK | 12 | 13 | 20.65 | 0 | 0-1 | |
| 1880.0 | 18900 | 5 | QPSK | 25 | 0 | 20.57 | 0 | 0-1 | |
| 1880.0 | 18900 | 5 | 16-QAM | 1 | 0 | 20.74 | 0 | 0-1 | |
| 1880.0 | 18900 | 5 | 16-QAM | 1 | 12 | 20.62 | 0 | 0-1 | |
| 1880.0 | 18900 | 5 | 16-QAM | 1 | 24 | 20.69 | 0 | 0-1 | |
| 1880.0 | 18900 | 5 | 16-QAM | 12 | 0 | 20.64 | 0 | 0-2 | |
| 1880.0 | 18900 | 5 | 16-QAM | 12 | 6 | 20.65 | 0 | 0-2 | |
| 1880.0 | 18900 | 5 | 16-QAM | 12 | 13 | 20.64 | 0 | 0-2 | |
| 1880.0 | 18900 | 5 | 16-QAM | 25 | 0 | 20.63 | 0 | 0-2 | |
| High | 1907.5 | 19175 | 5 | QPSK | 1 | 0 | 20.61 | 0 | 0 |
| | 1907.5 | 19175 | 5 | QPSK | 1 | 12 | 20.42 | 0 | 0 |
| | 1907.5 | 19175 | 5 | QPSK | 1 | 24 | 20.47 | 0 | 0 |
| | 1907.5 | 19175 | 5 | QPSK | 12 | 0 | 20.46 | 0 | 0-1 |
| | 1907.5 | 19175 | 5 | QPSK | 12 | 6 | 20.04 | 0 | 0-1 |
| | 1907.5 | 19175 | 5 | QPSK | 12 | 13 | 20.05 | 0 | 0-1 |
| | 1907.5 | 19175 | 5 | QPSK | 25 | 0 | 20.37 | 0 | 0-1 |
| | 1907.5 | 19175 | 5 | 16-QAM | 1 | 0 | 20.45 | 0 | 0-1 |
| | 1907.5 | 19175 | 5 | 16-QAM | 1 | 12 | 19.90 | 0 | 0-1 |
| | 1907.5 | 19175 | 5 | 16-QAM | 1 | 24 | 19.91 | 0 | 0-1 |
| | 1907.5 | 19175 | 5 | 16-QAM | 12 | 0 | 20.42 | 0 | 0-2 |
| | 1907.5 | 19175 | 5 | 16-QAM | 12 | 6 | 19.06 | 0 | 0-2 |
| | 1907.5 | 19175 | 5 | 16-QAM | 12 | 13 | 19.04 | 0 | 0-2 |
| | 1907.5 | 19175 | 5 | 16-QAM | 25 | 0 | 20.32 | 0 | 0-2 |

Table 9-15
Reduced LTE Band 2 (PCS) Conducted Powers - 3 MHz Bandwidth
(Representing Hotspot Mode Active)

| | Frequency [MHz] | Channel | Bandwidth [MHz] | Modulation | RB Size | RB Offset | Conducted Power [dBm] | Target MPR [dB] | MPR Allowed per 3GPP [dB] |
|--------|-----------------|---------|-----------------|------------|---------|-----------|-----------------------|-----------------|---------------------------|
| Low | 1851.5 | 18615 | 3 | QPSK | 1 | 0 | 20.65 | 0 | 0 |
| | 1851.5 | 18615 | 3 | QPSK | 1 | 7 | 20.54 | 0 | 0 |
| | 1851.5 | 18615 | 3 | QPSK | 1 | 14 | 20.55 | 0 | 0 |
| | 1851.5 | 18615 | 3 | QPSK | 8 | 0 | 20.69 | 0 | 0-1 |
| | 1851.5 | 18615 | 3 | QPSK | 8 | 4 | 20.67 | 0 | 0-1 |
| | 1851.5 | 18615 | 3 | QPSK | 8 | 7 | 20.65 | 0 | 0-1 |
| | 1851.5 | 18615 | 3 | QPSK | 15 | 0 | 20.71 | 0 | 0-1 |
| | 1851.5 | 18615 | 3 | 16-QAM | 1 | 0 | 19.95 | 0 | 0-1 |
| | 1851.5 | 18615 | 3 | 16-QAM | 1 | 7 | 20.03 | 0 | 0-1 |
| | 1851.5 | 18615 | 3 | 16-QAM | 1 | 14 | 20.01 | 0 | 0-1 |
| | 1851.5 | 18615 | 3 | 16-QAM | 8 | 0 | 20.62 | 0 | 0-2 |
| | 1851.5 | 18615 | 3 | 16-QAM | 8 | 4 | 20.64 | 0 | 0-2 |
| | 1851.5 | 18615 | 3 | 16-QAM | 8 | 7 | 20.66 | 0 | 0-2 |
| | 1851.5 | 18615 | 3 | 16-QAM | 8 | 7 | 20.69 | 0 | 0-2 |
| | 1851.5 | 18615 | 3 | 16-QAM | 15 | 0 | 20.56 | 0 | 0-2 |
| | 1880.0 | 18900 | 3 | QPSK | 1 | 0 | 20.56 | 0 | 0 |
| | 1880.0 | 18900 | 3 | QPSK | 1 | 7 | 20.6 | 0 | 0 |
| | 1880.0 | 18900 | 3 | QPSK | 1 | 14 | 20.64 | 0 | 0 |
| 1880.0 | 18900 | 3 | QPSK | 8 | 0 | 20.46 | 0 | 0-1 | |
| 1880.0 | 18900 | 3 | QPSK | 8 | 4 | 20.45 | 0 | 0-1 | |
| 1880.0 | 18900 | 3 | QPSK | 8 | 7 | 20.46 | 0 | 0-1 | |
| 1880.0 | 18900 | 3 | QPSK | 15 | 0 | 20.47 | 0 | 0-1 | |
| 1880.0 | 18900 | 3 | 16-QAM | 1 | 0 | 20.67 | 0 | 0-1 | |
| 1880.0 | 18900 | 3 | 16-QAM | 1 | 7 | 20.66 | 0 | 0-1 | |
| 1880.0 | 18900 | 3 | 16-QAM | 1 | 14 | 20.71 | 0 | 0-1 | |
| 1880.0 | 18900 | 3 | 16-QAM | 8 | 0 | 20.5 | 0 | 0-2 | |
| 1880.0 | 18900 | 3 | 16-QAM | 8 | 4 | 20.54 | 0 | 0-2 | |
| 1880.0 | 18900 | 3 | 16-QAM | 8 | 7 | 20.54 | 0 | 0-2 | |
| 1880.0 | 18900 | 3 | 16-QAM | 15 | 0 | 20.56 | 0 | 0-2 | |
| High | 1908.5 | 19185 | 3 | QPSK | 1 | 0 | 20.99 | 0 | 0 |
| | 1908.5 | 19185 | 3 | QPSK | 1 | 7 | 21.00 | 0 | 0 |
| | 1908.5 | 19185 | 3 | QPSK | 1 | 14 | 20.98 | 0 | 0 |
| | 1908.5 | 19185 | 3 | QPSK | 8 | 0 | 20.12 | 0 | 0-1 |
| | 1908.5 | 19185 | 3 | QPSK | 8 | 4 | 20.08 | 0 | 0-1 |
| | 1908.5 | 19185 | 3 | QPSK | 8 | 7 | 20.07 | 0 | 0-1 |
| | 1908.5 | 19185 | 3 | QPSK | 15 | 0 | 20.11 | 0 | 0-1 |
| | 1908.5 | 19185 | 3 | 16-QAM | 1 | 0 | 20.19 | 0 | 0-1 |
| | 1908.5 | 19185 | 3 | 16-QAM | 1 | 7 | 20.25 | 0 | 0-1 |
| | 1908.5 | 19185 | 3 | 16-QAM | 1 | 14 | 20.26 | 0 | 0-1 |
| | 1908.5 | 19185 | 3 | 16-QAM | 8 | 0 | 19.14 | 0 | 0-2 |
| | 1908.5 | 19185 | 3 | 16-QAM | 8 | 4 | 19.12 | 0 | 0-2 |
| | 1908.5 | 19185 | 3 | 16-QAM | 8 | 7 | 19.15 | 0 | 0-2 |
| | 1908.5 | 19185 | 3 | 16-QAM | 15 | 0 | 19.22 | 0 | 0-2 |


| | | | | |
|-----------------------------------|---|-------------------------------|-------------|---------------------------------|
| FCC ID: PY7PM-0430 |  PCTEST ENGINEERING LABORATORY, INC. | SAR EVALUATION REPORT | SONY | Reviewed by: Quality Manager |
| Document S/N: 0Y1307011148.PY7 | Test Dates: 05/06/13 - 05/13/13 06/18/13 - 08/08/13 | DUT Type: Portable Handset | | Page 34 of 91 |

Table 9-16
Reduced LTE Band 2 (PCS) Conducted Powers - 1.4 MHz Bandwidth
(Representing Hotspot Mode Active)

| | Frequency [MHz] | Channel | Bandwidth [MHz] | Modulation | RB Size | RB Offset | Conducted Power [dBm] | Target MPR [dB] | MPR Allowed per 3GPP [dB] |
|--------|-----------------|---------|-----------------|------------|---------|-----------|-----------------------|-----------------|---------------------------|
| Low | 1850.7 | 18607 | 1.4 | QPSK | 1 | 0 | 20.92 | 0 | 0 |
| | 1850.7 | 18607 | 1.4 | QPSK | 1 | 2 | 20.87 | 0 | 0 |
| | 1850.7 | 18607 | 1.4 | QPSK | 1 | 5 | 20.85 | 0 | 0 |
| | 1850.7 | 18607 | 1.4 | QPSK | 3 | 0 | 20.92 | 0 | 0 |
| | 1850.7 | 18607 | 1.4 | QPSK | 3 | 2 | 20.91 | 0 | 0 |
| | 1850.7 | 18607 | 1.4 | QPSK | 3 | 3 | 20.90 | 0 | 0 |
| | 1850.7 | 18607 | 1.4 | QPSK | 6 | 0 | 20.93 | 0 | 0-1 |
| | 1850.7 | 18607 | 1.4 | 16-QAM | 1 | 0 | 20.93 | 0 | 0-1 |
| | 1850.7 | 18607 | 1.4 | 16-QAM | 1 | 2 | 20.94 | 0 | 0-1 |
| | 1850.7 | 18607 | 1.4 | 16-QAM | 1 | 5 | 20.92 | 0 | 0-1 |
| | 1850.7 | 18607 | 1.4 | 16-QAM | 3 | 0 | 20.84 | 0 | 0-1 |
| | 1850.7 | 18607 | 1.4 | 16-QAM | 3 | 2 | 20.82 | 0 | 0-1 |
| | 1850.7 | 18607 | 1.4 | 16-QAM | 3 | 3 | 20.79 | 0 | 0-1 |
| | 1850.7 | 18607 | 1.4 | 16-QAM | 6 | 0 | 20.61 | 0 | 0-2 |
| | 1880.0 | 18900 | 1.4 | QPSK | 1 | 0 | 20.73 | 0 | 0 |
| | 1880.0 | 18900 | 1.4 | QPSK | 1 | 2 | 20.66 | 0 | 0 |
| | 1880.0 | 18900 | 1.4 | QPSK | 1 | 5 | 20.75 | 0 | 0 |
| | 1880.0 | 18900 | 1.4 | QPSK | 3 | 0 | 20.65 | 0 | 0 |
| 1880.0 | 18900 | 1.4 | QPSK | 3 | 2 | 20.61 | 0 | 0 | |
| 1880.0 | 18900 | 1.4 | QPSK | 3 | 3 | 20.62 | 0 | 0 | |
| 1880.0 | 18900 | 1.4 | QPSK | 6 | 0 | 20.7 | 0 | 0-1 | |
| 1880.0 | 18900 | 1.4 | 16-QAM | 1 | 0 | 20.2 | 0 | 0-1 | |
| 1880.0 | 18900 | 1.4 | 16-QAM | 1 | 2 | 20.19 | 0 | 0-1 | |
| 1880.0 | 18900 | 1.4 | 16-QAM | 1 | 5 | 20.28 | 0 | 0-1 | |
| 1880.0 | 18900 | 1.4 | 16-QAM | 3 | 0 | 20.82 | 0 | 0-1 | |
| 1880.0 | 18900 | 1.4 | 16-QAM | 3 | 2 | 20.83 | 0 | 0-1 | |
| 1880.0 | 18900 | 1.4 | 16-QAM | 3 | 3 | 20.95 | 0 | 0-1 | |
| 1880.0 | 18900 | 1.4 | 16-QAM | 6 | 0 | 20.79 | 0 | 0-2 | |
| High | 1909.3 | 19193 | 1.4 | QPSK | 1 | 0 | 20.52 | 0 | 0 |
| | 1909.3 | 19193 | 1.4 | QPSK | 1 | 2 | 20.48 | 0 | 0 |
| | 1909.3 | 19193 | 1.4 | QPSK | 1 | 5 | 20.51 | 0 | 0 |
| | 1909.3 | 19193 | 1.4 | QPSK | 3 | 0 | 20.58 | 0 | 0 |
| | 1909.3 | 19193 | 1.4 | QPSK | 3 | 2 | 20.68 | 0 | 0 |
| | 1909.3 | 19193 | 1.4 | QPSK | 3 | 3 | 20.65 | 0 | 0 |
| | 1909.3 | 19193 | 1.4 | QPSK | 6 | 0 | 20.14 | 0 | 0-1 |
| | 1909.3 | 19193 | 1.4 | 16-QAM | 1 | 0 | 19.41 | 0 | 0-1 |
| | 1909.3 | 19193 | 1.4 | 16-QAM | 1 | 2 | 19.39 | 0 | 0-1 |
| | 1909.3 | 19193 | 1.4 | 16-QAM | 1 | 5 | 19.41 | 0 | 0-1 |
| | 1909.3 | 19193 | 1.4 | 16-QAM | 3 | 0 | 20.18 | 0 | 0-1 |
| | 1909.3 | 19193 | 1.4 | 16-QAM | 3 | 2 | 20.17 | 0 | 0-1 |
| | 1909.3 | 19193 | 1.4 | 16-QAM | 3 | 3 | 20.16 | 0 | 0-1 |
| | 1909.3 | 19193 | 1.4 | 16-QAM | 6 | 0 | 19.39 | 0 | 0-2 |

9.3.2 LTE Band 4 (AWS)

Table 9-17
Maximum LTE Band 4 (AWS) Conducted Powers - 20 MHz Bandwidth
(Representing Hotspot Mode Inactive)

| | Frequency [MHz] | Channel | Bandwidth [MHz] | Modulation | RB Size | RB Offset | Conducted Power [dBm] | Target MPR [dB] | MPR Allowed per 3GPP [dB] |
|-----|-----------------|---------|-----------------|------------|---------|-----------|-----------------------|-----------------|---------------------------|
| Mid | 1732.5 | 20175 | 20 | QPSK | 1 | 0 | 23.41 | 0 | 0 |
| | 1732.5 | 20175 | 20 | QPSK | 1 | 50 | 23.33 | 0 | 0 |
| | 1732.5 | 20175 | 20 | QPSK | 1 | 99 | 23.36 | 0 | 0 |
| | 1732.5 | 20175 | 20 | QPSK | 50 | 0 | 22.12 | 1 | 0-1 |
| | 1732.5 | 20175 | 20 | QPSK | 50 | 25 | 22.11 | 1 | 0-1 |
| | 1732.5 | 20175 | 20 | QPSK | 50 | 50 | 22.06 | 1 | 0-1 |
| | 1732.5 | 20175 | 20 | QPSK | 100 | 0 | 22.10 | 1 | 0-1 |
| | 1732.5 | 20175 | 20 | 16QAM | 1 | 0 | 22.33 | 1 | 0-1 |
| | 1732.5 | 20175 | 20 | 16QAM | 1 | 50 | 22.29 | 1 | 0-1 |
| | 1732.5 | 20175 | 20 | 16QAM | 1 | 99 | 22.31 | 1 | 0-1 |
| | 1732.5 | 20175 | 20 | 16QAM | 50 | 0 | 21.12 | 2 | 0-2 |
| | 1732.5 | 20175 | 20 | 16QAM | 50 | 25 | 21.15 | 2 | 0-2 |
| | 1732.5 | 20175 | 20 | 16QAM | 50 | 50 | 21.12 | 2 | 0-2 |
| | 1732.5 | 20175 | 20 | 16QAM | 100 | 0 | 21.15 | 2 | 0-2 |

Note: LTE Band 4 (AWS) at 20 MHz bandwidth does not support three non-overlapping channels. Per KDB Publication 941225 D05v02, when a device supports overlapping channel assignment in a channel bandwidth configuration, the middle channel of the group of overlapping channels should be selected for testing.


| | | | | |
|-----------------------------------|---|-------------------------------|-------------|---------------------------------|
| FCC ID: PY7PM-0430 |  PCTEST ENGINEERING LABORATORY, INC. | SAR EVALUATION REPORT | SONY | Reviewed by: Quality Manager |
| Document S/N: 0Y1307011148.PY7 | Test Dates: 05/06/13 - 05/13/13 06/18/13 - 08/08/13 | DUT Type: Portable Handset | | Page 35 of 91 |

Table 9-18
Maximum LTE Band 4 (AWS) Conducted Powers - 15 MHz Bandwidth
(Representing Hotspot Mode Inactive)

| | Frequency [MHz] | Channel | Bandwidth [MHz] | Modulation | RB Size | RB Offset | Conducted Power [dBm] | Target MPR [dB] | MPR Allowed per 3GPP [dB] | |
|--------|-----------------|---------|-----------------|------------|---------|-----------|-----------------------|-----------------|---------------------------|---|
| Low | 1717.5 | 20025 | 15 | QPSK | 1 | 0 | 23.43 | 0 | 0 | |
| | 1717.5 | 20025 | 15 | QPSK | 1 | 36 | 23.35 | 0 | 0 | |
| | 1717.5 | 20025 | 15 | QPSK | 1 | 74 | 23.34 | 0 | 0 | |
| | 1717.5 | 20025 | 15 | QPSK | 36 | 0 | 22.13 | 1 | 0-1 | |
| | 1717.5 | 20025 | 15 | QPSK | 36 | 18 | 22.11 | 1 | 0-1 | |
| | 1717.5 | 20025 | 15 | QPSK | 36 | 37 | 22.09 | 1 | 0-1 | |
| | 1717.5 | 20025 | 15 | QPSK | 75 | 0 | 22.05 | 1 | 0-1 | |
| | 1717.5 | 20025 | 15 | 16QAM | 1 | 0 | 22.39 | 1 | 0-1 | |
| | 1717.5 | 20025 | 15 | 16QAM | 1 | 36 | 22.34 | 1 | 0-1 | |
| | 1717.5 | 20025 | 15 | 16QAM | 1 | 74 | 22.38 | 1 | 0-1 | |
| | 1717.5 | 20025 | 15 | 16QAM | 36 | 0 | 21.20 | 2 | 0-2 | |
| | 1717.5 | 20025 | 15 | 16QAM | 36 | 18 | 21.15 | 2 | 0-2 | |
| | 1717.5 | 20025 | 15 | 16QAM | 36 | 37 | 21.19 | 2 | 0-2 | |
| | 1717.5 | 20025 | 15 | 16QAM | 75 | 0 | 21.04 | 2 | 0-2 | |
| | 1732.5 | 20175 | 15 | QPSK | 1 | 0 | 23.24 | 0 | 0 | |
| Mid | 1732.5 | 20175 | 15 | QPSK | 1 | 36 | 23.20 | 0 | 0 | |
| | 1732.5 | 20175 | 15 | QPSK | 1 | 74 | 23.23 | 0 | 0 | |
| | 1732.5 | 20175 | 15 | QPSK | 36 | 0 | 22.12 | 1 | 0-1 | |
| | 1732.5 | 20175 | 15 | QPSK | 36 | 18 | 22.09 | 1 | 0-1 | |
| | 1732.5 | 20175 | 15 | QPSK | 36 | 37 | 22.06 | 1 | 0-1 | |
| | 1732.5 | 20175 | 15 | QPSK | 75 | 0 | 22.04 | 1 | 0-1 | |
| | 1732.5 | 20175 | 15 | 16QAM | 1 | 0 | 22.24 | 1 | 0-1 | |
| | 1732.5 | 20175 | 15 | 16QAM | 1 | 36 | 22.18 | 1 | 0-1 | |
| | 1732.5 | 20175 | 15 | 16QAM | 1 | 74 | 22.28 | 1 | 0-1 | |
| | 1732.5 | 20175 | 15 | 16QAM | 36 | 0 | 21.19 | 2 | 0-2 | |
| | 1732.5 | 20175 | 15 | 16QAM | 36 | 18 | 21.16 | 2 | 0-2 | |
| | 1732.5 | 20175 | 15 | 16QAM | 36 | 37 | 21.16 | 2 | 0-2 | |
| | 1732.5 | 20175 | 15 | 16QAM | 75 | 0 | 21.02 | 2 | 0-2 | |
| | High | 1747.5 | 20325 | 15 | QPSK | 1 | 0 | 23.37 | 0 | 0 |
| | | 1747.5 | 20325 | 15 | QPSK | 1 | 36 | 23.38 | 0 | 0 |
| 1747.5 | | 20325 | 15 | QPSK | 1 | 74 | 23.40 | 0 | 0 | |
| 1747.5 | | 20325 | 15 | QPSK | 36 | 0 | 22.13 | 1 | 0-1 | |
| 1747.5 | | 20325 | 15 | QPSK | 36 | 18 | 22.08 | 1 | 0-1 | |
| 1747.5 | | 20325 | 15 | QPSK | 36 | 37 | 22.10 | 1 | 0-1 | |
| 1747.5 | | 20325 | 15 | QPSK | 75 | 0 | 21.99 | 1 | 0-1 | |
| 1747.5 | | 20325 | 15 | 16QAM | 1 | 0 | 22.31 | 1 | 0-1 | |
| 1747.5 | | 20325 | 15 | 16QAM | 1 | 36 | 22.11 | 1 | 0-1 | |
| 1747.5 | | 20325 | 15 | 16QAM | 1 | 74 | 22.30 | 1 | 0-1 | |
| 1747.5 | | 20325 | 15 | 16QAM | 36 | 0 | 21.15 | 2 | 0-2 | |
| 1747.5 | | 20325 | 15 | 16QAM | 36 | 18 | 21.11 | 2 | 0-2 | |
| 1747.5 | | 20325 | 15 | 16QAM | 36 | 37 | 21.12 | 2 | 0-2 | |
| 1747.5 | | 20325 | 15 | 16QAM | 75 | 0 | 21.07 | 2 | 0-2 | |

Table 9-19
Maximum LTE Band 4 (AWS) Conducted Powers - 10 MHz Bandwidth
(Representing Hotspot Mode Inactive)

| | Frequency [MHz] | Channel | Bandwidth [MHz] | Modulation | RB Size | RB Offset | Conducted Power [dBm] | Target MPR [dB] | MPR Allowed per 3GPP [dB] |
|--------|-----------------|---------|-----------------|------------|---------|-----------|-----------------------|-----------------|---------------------------|
| Low | 1715 | 20000 | 10 | QPSK | 1 | 0 | 23.41 | 0 | 0 |
| | 1715 | 20000 | 10 | QPSK | 1 | 25 | 23.37 | 0 | 0 |
| | 1715 | 20000 | 10 | QPSK | 1 | 49 | 23.38 | 0 | 0 |
| | 1715 | 20000 | 10 | QPSK | 25 | 0 | 22.31 | 1 | 0-1 |
| | 1715 | 20000 | 10 | QPSK | 25 | 12 | 22.28 | 1 | 0-1 |
| | 1715 | 20000 | 10 | QPSK | 25 | 25 | 22.19 | 1 | 0-1 |
| | 1715 | 20000 | 10 | QPSK | 50 | 0 | 22.08 | 1 | 0-1 |
| | 1715 | 20000 | 10 | 16QAM | 1 | 0 | 22.21 | 1 | 0-1 |
| | 1715 | 20000 | 10 | 16QAM | 1 | 25 | 22.22 | 1 | 0-1 |
| | 1715 | 20000 | 10 | 16QAM | 1 | 49 | 22.24 | 1 | 0-1 |
| | 1715 | 20000 | 10 | 16QAM | 25 | 0 | 21.30 | 2 | 0-2 |
| | 1715 | 20000 | 10 | 16QAM | 25 | 12 | 21.29 | 2 | 0-2 |
| | 1715 | 20000 | 10 | 16QAM | 25 | 25 | 21.24 | 2 | 0-2 |
| | 1715 | 20000 | 10 | 16QAM | 50 | 0 | 21.10 | 2 | 0-2 |
| | Mid | 1732.5 | 20175 | 10 | QPSK | 1 | 0 | 23.25 | 0 |
| 1732.5 | | 20175 | 10 | QPSK | 1 | 25 | 23.20 | 0 | 0 |
| 1732.5 | | 20175 | 10 | QPSK | 1 | 49 | 23.21 | 0 | 0 |
| 1732.5 | | 20175 | 10 | QPSK | 25 | 0 | 22.19 | 1 | 0-1 |
| 1732.5 | | 20175 | 10 | QPSK | 25 | 12 | 22.16 | 1 | 0-1 |
| 1732.5 | | 20175 | 10 | QPSK | 25 | 25 | 22.19 | 1 | 0-1 |
| 1732.5 | | 20175 | 10 | QPSK | 50 | 0 | 22.09 | 1 | 0-1 |
| 1732.5 | | 20175 | 10 | 16QAM | 1 | 0 | 22.21 | 1 | 0-1 |
| 1732.5 | | 20175 | 10 | 16QAM | 1 | 25 | 22.14 | 1 | 0-1 |
| 1732.5 | | 20175 | 10 | 16QAM | 1 | 49 | 22.18 | 1 | 0-1 |
| 1732.5 | | 20175 | 10 | 16QAM | 25 | 0 | 21.26 | 2 | 0-2 |
| 1732.5 | | 20175 | 10 | 16QAM | 25 | 12 | 21.23 | 2 | 0-2 |
| 1732.5 | | 20175 | 10 | 16QAM | 25 | 25 | 21.19 | 2 | 0-2 |
| 1732.5 | | 20175 | 10 | 16QAM | 50 | 0 | 21.08 | 2 | 0-2 |
| High | | 1750 | 20350 | 10 | QPSK | 1 | 0 | 23.23 | 0 |
| | 1750 | 20350 | 10 | QPSK | 1 | 25 | 23.25 | 0 | 0 |
| | 1750 | 20350 | 10 | QPSK | 1 | 49 | 23.31 | 0 | 0 |
| | 1750 | 20350 | 10 | QPSK | 25 | 0 | 22.12 | 1 | 0-1 |
| | 1750 | 20350 | 10 | QPSK | 25 | 12 | 22.13 | 1 | 0-1 |
| | 1750 | 20350 | 10 | QPSK | 25 | 25 | 22.21 | 1 | 0-1 |
| | 1750 | 20350 | 10 | QPSK | 50 | 0 | 22.14 | 1 | 0-1 |
| | 1750 | 20350 | 10 | 16QAM | 1 | 0 | 22.13 | 1 | 0-1 |
| | 1750 | 20350 | 10 | 16QAM | 1 | 25 | 22.10 | 1 | 0-1 |
| | 1750 | 20350 | 10 | 16QAM | 1 | 49 | 22.12 | 1 | 0-1 |
| | 1750 | 20350 | 10 | 16QAM | 25 | 0 | 21.20 | 2 | 0-2 |
| | 1750 | 20350 | 10 | 16QAM | 25 | 12 | 21.18 | 2 | 0-2 |
| | 1750 | 20350 | 10 | 16QAM | 25 | 25 | 21.19 | 2 | 0-2 |
| | 1750 | 20350 | 10 | 16QAM | 50 | 0 | 21.20 | 2 | 0-2 |


| | | | | |
|-----------------------------------|---|-------------------------------|-------------|---------------------------------|
| FCC ID: PY7PM-0430 |  | SAR EVALUATION REPORT | SONY | Reviewed by: Quality Manager |
| Document S/N: 0Y1307011148.PY7 | Test Dates: 05/06/13 - 05/13/13 06/18/13 - 08/08/13 | DUT Type: Portable Handset | | Page 36 of 91 |

Table 9-20
Maximum LTE Band 4 (AWS) Conducted Powers - 5 MHz Bandwidth
(Representing Hotspot Mode Inactive)

| | Frequency [MHz] | Channel | Bandwidth [MHz] | Modulation | RB Size | RB Offset | Conducted Power [dBm] | Target MPR [dB] | MPR Allowed per 3GPP [dB] | |
|--------|-----------------|---------|-----------------|------------|---------|-----------|-----------------------|-----------------|---------------------------|---|
| Low | 1712.5 | 19975 | 5 | QPSK | 1 | 0 | 23.42 | 0 | 0 | |
| | 1712.5 | 19975 | 5 | QPSK | 1 | 12 | 23.45 | 0 | 0 | |
| | 1712.5 | 19975 | 5 | QPSK | 1 | 24 | 23.39 | 0 | 0 | |
| | 1712.5 | 19975 | 5 | QPSK | 12 | 0 | 22.34 | 1 | 0-1 | |
| | 1712.5 | 19975 | 5 | QPSK | 12 | 6 | 22.36 | 1 | 0-1 | |
| | 1712.5 | 19975 | 5 | QPSK | 12 | 13 | 22.33 | 1 | 0-1 | |
| | 1712.5 | 19975 | 5 | QPSK | 25 | 0 | 22.29 | 1 | 0-1 | |
| | 1712.5 | 19975 | 5 | 16-QAM | 1 | 0 | 22.40 | 1 | 0-1 | |
| | 1712.5 | 19975 | 5 | 16-QAM | 1 | 12 | 22.37 | 1 | 0-1 | |
| | 1712.5 | 19975 | 5 | 16-QAM | 1 | 24 | 22.39 | 1 | 0-1 | |
| | 1712.5 | 19975 | 5 | 16-QAM | 12 | 0 | 21.46 | 2 | 0-2 | |
| | 1712.5 | 19975 | 5 | 16-QAM | 12 | 6 | 21.47 | 2 | 0-2 | |
| | 1712.5 | 19975 | 5 | 16-QAM | 12 | 13 | 21.50 | 2 | 0-2 | |
| | 1712.5 | 19975 | 5 | 16-QAM | 25 | 0 | 21.26 | 2 | 0-2 | |
| | Mid | 1732.5 | 20175 | 5 | QPSK | 1 | 0 | 23.22 | 0 | 0 |
| | | 1732.5 | 20175 | 5 | QPSK | 1 | 12 | 23.18 | 0 | 0 |
| 1732.5 | | 20175 | 5 | QPSK | 1 | 24 | 23.16 | 0 | 0 | |
| 1732.5 | | 20175 | 5 | QPSK | 12 | 0 | 22.23 | 1 | 0-1 | |
| 1732.5 | | 20175 | 5 | QPSK | 12 | 6 | 22.26 | 1 | 0-1 | |
| 1732.5 | | 20175 | 5 | QPSK | 12 | 13 | 22.29 | 1 | 0-1 | |
| 1732.5 | | 20175 | 5 | QPSK | 25 | 0 | 22.15 | 1 | 0-1 | |
| 1732.5 | | 20175 | 5 | 16-QAM | 1 | 0 | 22.07 | 1 | 0-1 | |
| 1732.5 | | 20175 | 5 | 16-QAM | 1 | 12 | 21.99 | 1 | 0-1 | |
| 1732.5 | | 20175 | 5 | 16-QAM | 1 | 24 | 22.05 | 1 | 0-1 | |
| 1732.5 | | 20175 | 5 | 16-QAM | 12 | 0 | 21.29 | 2 | 0-2 | |
| 1732.5 | | 20175 | 5 | 16-QAM | 12 | 6 | 21.29 | 2 | 0-2 | |
| 1732.5 | | 20175 | 5 | 16-QAM | 12 | 13 | 21.30 | 2 | 0-2 | |
| 1732.5 | | 20175 | 5 | 16-QAM | 25 | 0 | 21.17 | 2 | 0-2 | |
| High | | 1752.5 | 20375 | 5 | QPSK | 1 | 0 | 23.41 | 0 | 0 |
| | | 1752.5 | 20375 | 5 | QPSK | 1 | 12 | 23.36 | 0 | 0 |
| | 1752.5 | 20375 | 5 | QPSK | 1 | 24 | 23.43 | 0 | 0 | |
| | 1752.5 | 20375 | 5 | QPSK | 12 | 0 | 22.22 | 1 | 0-1 | |
| | 1752.5 | 20375 | 5 | QPSK | 12 | 6 | 22.24 | 1 | 0-1 | |
| | 1752.5 | 20375 | 5 | QPSK | 12 | 13 | 22.34 | 1 | 0-1 | |
| | 1752.5 | 20375 | 5 | QPSK | 25 | 0 | 22.15 | 1 | 0-1 | |
| | 1752.5 | 20375 | 5 | 16-QAM | 1 | 0 | 22.15 | 1 | 0-1 | |
| | 1752.5 | 20375 | 5 | 16-QAM | 1 | 12 | 22.17 | 1 | 0-1 | |
| | 1752.5 | 20375 | 5 | 16-QAM | 1 | 24 | 22.21 | 1 | 0-1 | |
| | 1752.5 | 20375 | 5 | 16-QAM | 12 | 0 | 21.22 | 2 | 0-2 | |
| | 1752.5 | 20375 | 5 | 16-QAM | 12 | 6 | 21.24 | 2 | 0-2 | |
| | 1752.5 | 20375 | 5 | 16-QAM | 12 | 13 | 21.31 | 2 | 0-2 | |
| | 1752.5 | 20375 | 5 | 16-QAM | 25 | 0 | 21.15 | 2 | 0-2 | |

Table 9-21
Maximum LTE Band 4 (AWS) Conducted Powers - 3 MHz Bandwidth
(Representing Hotspot Mode Inactive)

| | Frequency [MHz] | Channel | Bandwidth [MHz] | Modulation | RB Size | RB Offset | Conducted Power [dBm] | Target MPR [dB] | MPR Allowed per 3GPP [dB] | |
|--------|-----------------|---------|-----------------|------------|---------|-----------|-----------------------|-----------------|---------------------------|---|
| Low | 1711.5 | 19965 | 3 | QPSK | 1 | 0 | 23.37 | 0 | 0 | |
| | 1711.5 | 19965 | 3 | QPSK | 1 | 7 | 23.29 | 0 | 0 | |
| | 1711.5 | 19965 | 3 | QPSK | 1 | 14 | 23.32 | 0 | 0 | |
| | 1711.5 | 19965 | 3 | QPSK | 8 | 0 | 22.35 | 1 | 0-1 | |
| | 1711.5 | 19965 | 3 | QPSK | 8 | 4 | 22.32 | 1 | 0-1 | |
| | 1711.5 | 19965 | 3 | QPSK | 8 | 7 | 22.36 | 1 | 0-1 | |
| | 1711.5 | 19965 | 3 | QPSK | 15 | 0 | 22.30 | 1 | 0-1 | |
| | 1711.5 | 19965 | 3 | 16-QAM | 1 | 0 | 22.25 | 1 | 0-1 | |
| | 1711.5 | 19965 | 3 | 16-QAM | 1 | 7 | 22.23 | 1 | 0-1 | |
| | 1711.5 | 19965 | 3 | 16-QAM | 1 | 14 | 22.26 | 1 | 0-1 | |
| | 1711.5 | 19965 | 3 | 16-QAM | 8 | 0 | 21.26 | 2 | 0-2 | |
| | 1711.5 | 19965 | 3 | 16-QAM | 8 | 4 | 21.23 | 2 | 0-2 | |
| | 1711.5 | 19965 | 3 | 16-QAM | 8 | 7 | 21.24 | 2 | 0-2 | |
| | 1711.5 | 19965 | 3 | 16-QAM | 15 | 0 | 21.33 | 2 | 0-2 | |
| | Mid | 1732.5 | 20175 | 3 | QPSK | 1 | 0 | 23.20 | 0 | 0 |
| | | 1732.5 | 20175 | 3 | QPSK | 1 | 7 | 23.18 | 0 | 0 |
| 1732.5 | | 20175 | 3 | QPSK | 1 | 14 | 23.12 | 0 | 0 | |
| 1732.5 | | 20175 | 3 | QPSK | 8 | 0 | 22.22 | 1 | 0-1 | |
| 1732.5 | | 20175 | 3 | QPSK | 8 | 4 | 22.24 | 1 | 0-1 | |
| 1732.5 | | 20175 | 3 | QPSK | 8 | 7 | 22.27 | 1 | 0-1 | |
| 1732.5 | | 20175 | 3 | QPSK | 15 | 0 | 22.23 | 1 | 0-1 | |
| 1732.5 | | 20175 | 3 | 16-QAM | 1 | 0 | 22.20 | 1 | 0-1 | |
| 1732.5 | | 20175 | 3 | 16-QAM | 1 | 7 | 22.11 | 1 | 0-1 | |
| 1732.5 | | 20175 | 3 | 16-QAM | 1 | 14 | 22.22 | 1 | 0-1 | |
| 1732.5 | | 20175 | 3 | 16-QAM | 8 | 0 | 21.32 | 2 | 0-2 | |
| 1732.5 | | 20175 | 3 | 16-QAM | 8 | 4 | 21.38 | 2 | 0-2 | |
| 1732.5 | | 20175 | 3 | 16-QAM | 8 | 7 | 21.36 | 2 | 0-2 | |
| 1732.5 | | 20175 | 3 | 16-QAM | 15 | 0 | 21.26 | 2 | 0-2 | |
| High | | 1753.5 | 20385 | 3 | QPSK | 1 | 0 | 23.20 | 0 | 0 |
| | | 1753.5 | 20385 | 3 | QPSK | 1 | 7 | 23.24 | 0 | 0 |
| | 1753.5 | 20385 | 3 | QPSK | 1 | 14 | 23.27 | 0 | 0 | |
| | 1753.5 | 20385 | 3 | QPSK | 8 | 0 | 22.30 | 1 | 0-1 | |
| | 1753.5 | 20385 | 3 | QPSK | 8 | 4 | 22.34 | 1 | 0-1 | |
| | 1753.5 | 20385 | 3 | QPSK | 8 | 7 | 22.32 | 1 | 0-1 | |
| | 1753.5 | 20385 | 3 | QPSK | 15 | 0 | 22.25 | 1 | 0-1 | |
| | 1753.5 | 20385 | 3 | 16-QAM | 1 | 0 | 22.04 | 1 | 0-1 | |
| | 1753.5 | 20385 | 3 | 16-QAM | 1 | 7 | 22.08 | 1 | 0-1 | |
| | 1753.5 | 20385 | 3 | 16-QAM | 1 | 14 | 22.10 | 1 | 0-1 | |
| | 1753.5 | 20385 | 3 | 16-QAM | 8 | 0 | 21.30 | 2 | 0-2 | |
| | 1753.5 | 20385 | 3 | 16-QAM | 8 | 4 | 21.33 | 2 | 0-2 | |
| | 1753.5 | 20385 | 3 | 16-QAM | 8 | 7 | 21.31 | 2 | 0-2 | |
| | 1753.5 | 20385 | 3 | 16-QAM | 15 | 0 | 21.33 | 2 | 0-2 | |


| | | | | |
|-----------------------------------|---|-------------------------------|-------------|---------------------------------|
| FCC ID: PY7PM-0430 |  | SAR EVALUATION REPORT | SONY | Reviewed by: Quality Manager |
| Document S/N: 0Y1307011148.PY7 | Test Dates: 05/06/13 - 05/13/13 06/18/13 - 08/08/13 | DUT Type: Portable Handset | | Page 37 of 91 |

Table 9-22
Maximum LTE Band 4 (AWS) Conducted Powers -1.4 MHz Bandwidth
(Representing Hotspot Mode Inactive)

| | Frequency [MHz] | Channel | Bandwidth [MHz] | Modulation | RB Size | RB Offset | Conducted Power [dBm] | Target MPR [dB] | MPR Allowed per 3GPP [dB] |
|------|-----------------|---------|-----------------|------------|---------|-----------|-----------------------|-----------------|---------------------------|
| Low | 1710.7 | 19957 | 1.4 | QPSK | 1 | 0 | 23.36 | 0 | 0 |
| | 1710.7 | 19957 | 1.4 | QPSK | 1 | 2 | 23.35 | 0 | 0 |
| | 1710.7 | 19957 | 1.4 | QPSK | 1 | 5 | 23.36 | 0 | 0 |
| | 1710.7 | 19957 | 1.4 | QPSK | 3 | 0 | 23.35 | 0 | 0 |
| | 1710.7 | 19957 | 1.4 | QPSK | 3 | 2 | 23.32 | 0 | 0 |
| | 1710.7 | 19957 | 1.4 | QPSK | 3 | 3 | 23.39 | 0 | 0 |
| | 1710.7 | 19957 | 1.4 | QPSK | 6 | 0 | 22.40 | 1 | 0-1 |
| | 1710.7 | 19957 | 1.4 | 16-QAM | 1 | 0 | 22.30 | 1 | 0-1 |
| | 1710.7 | 19957 | 1.4 | 16-QAM | 1 | 2 | 22.26 | 1 | 0-1 |
| | 1710.7 | 19957 | 1.4 | 16-QAM | 1 | 5 | 22.32 | 1 | 0-1 |
| | 1710.7 | 19957 | 1.4 | 16-QAM | 3 | 0 | 22.20 | 1 | 0-1 |
| | 1710.7 | 19957 | 1.4 | 16-QAM | 3 | 2 | 22.23 | 1 | 0-1 |
| | 1710.7 | 19957 | 1.4 | 16-QAM | 3 | 3 | 22.19 | 1 | 0-1 |
| | 1710.7 | 19957 | 1.4 | 16-QAM | 6 | 0 | 21.37 | 2 | 0-2 |
| | 1710.7 | 19957 | 1.4 | 16-QAM | 6 | 0 | 21.37 | 2 | 0-2 |
| Mid | 1732.5 | 20175 | 1.4 | QPSK | 1 | 0 | 23.29 | 0 | 0 |
| | 1732.5 | 20175 | 1.4 | QPSK | 1 | 2 | 23.24 | 0 | 0 |
| | 1732.5 | 20175 | 1.4 | QPSK | 1 | 5 | 23.29 | 0 | 0 |
| | 1732.5 | 20175 | 1.4 | QPSK | 3 | 0 | 23.20 | 0 | 0 |
| | 1732.5 | 20175 | 1.4 | QPSK | 3 | 2 | 23.23 | 0 | 0 |
| | 1732.5 | 20175 | 1.4 | QPSK | 3 | 3 | 23.16 | 0 | 0 |
| | 1732.5 | 20175 | 1.4 | QPSK | 6 | 0 | 22.27 | 1 | 0-1 |
| | 1732.5 | 20175 | 1.4 | 16-QAM | 1 | 0 | 22.13 | 1 | 0-1 |
| | 1732.5 | 20175 | 1.4 | 16-QAM | 1 | 2 | 22.05 | 1 | 0-1 |
| | 1732.5 | 20175 | 1.4 | 16-QAM | 1 | 5 | 22.07 | 1 | 0-1 |
| | 1732.5 | 20175 | 1.4 | 16-QAM | 3 | 0 | 22.24 | 1 | 0-1 |
| | 1732.5 | 20175 | 1.4 | 16-QAM | 3 | 2 | 22.27 | 1 | 0-1 |
| | 1732.5 | 20175 | 1.4 | 16-QAM | 3 | 3 | 22.31 | 1 | 0-1 |
| | 1732.5 | 20175 | 1.4 | 16-QAM | 6 | 0 | 21.34 | 2 | 0-2 |
| | 1732.5 | 20175 | 1.4 | 16-QAM | 6 | 0 | 21.34 | 2 | 0-2 |
| High | 1754.3 | 20393 | 1.4 | QPSK | 1 | 0 | 23.29 | 0 | 0 |
| | 1754.3 | 20393 | 1.4 | QPSK | 1 | 2 | 23.26 | 0 | 0 |
| | 1754.3 | 20393 | 1.4 | QPSK | 1 | 5 | 23.27 | 0 | 0 |
| | 1754.3 | 20393 | 1.4 | QPSK | 3 | 0 | 23.31 | 0 | 0 |
| | 1754.3 | 20393 | 1.4 | QPSK | 3 | 2 | 23.38 | 0 | 0 |
| | 1754.3 | 20393 | 1.4 | QPSK | 3 | 3 | 23.35 | 0 | 0 |
| | 1754.3 | 20393 | 1.4 | QPSK | 6 | 0 | 22.38 | 1 | 0-1 |
| | 1754.3 | 20393 | 1.4 | 16-QAM | 1 | 0 | 22.15 | 1 | 0-1 |
| | 1754.3 | 20393 | 1.4 | 16-QAM | 1 | 2 | 22.17 | 1 | 0-1 |
| | 1754.3 | 20393 | 1.4 | 16-QAM | 1 | 5 | 22.12 | 1 | 0-1 |
| | 1754.3 | 20393 | 1.4 | 16-QAM | 3 | 0 | 22.31 | 1 | 0-1 |
| | 1754.3 | 20393 | 1.4 | 16-QAM | 3 | 2 | 22.30 | 1 | 0-1 |
| | 1754.3 | 20393 | 1.4 | 16-QAM | 3 | 3 | 22.38 | 1 | 0-1 |
| | 1754.3 | 20393 | 1.4 | 16-QAM | 6 | 0 | 21.40 | 2 | 0-2 |
| | 1754.3 | 20393 | 1.4 | 16-QAM | 6 | 0 | 21.40 | 2 | 0-2 |

Table 9-23
Reduced LTE Band 4 (AWS) Conducted Powers -20 MHz Bandwidth
(Representing Hotspot Mode Active)

| | Frequency [MHz] | Channel | Bandwidth [MHz] | Modulation | RB Size | RB Offset | Conducted Power [dBm] | Target MPR [dB] | MPR Allowed per 3GPP [dB] |
|-----|-----------------|---------|-----------------|------------|---------|-----------|-----------------------|-----------------|---------------------------|
| Mid | 1732.5 | 20175 | 20 | QPSK | 1 | 0 | 21.44 | 0 | 0 |
| | 1732.5 | 20175 | 20 | QPSK | 1 | 50 | 21.33 | 0 | 0 |
| | 1732.5 | 20175 | 20 | QPSK | 1 | 99 | 21.39 | 0 | 0 |
| | 1732.5 | 20175 | 20 | QPSK | 50 | 0 | 21.14 | 0 | 0-1 |
| | 1732.5 | 20175 | 20 | QPSK | 50 | 25 | 21.06 | 0 | 0-1 |
| | 1732.5 | 20175 | 20 | QPSK | 50 | 50 | 21.05 | 0 | 0-1 |
| | 1732.5 | 20175 | 20 | QPSK | 100 | 0 | 21.12 | 0 | 0-1 |
| | 1732.5 | 20175 | 20 | 16QAM | 1 | 0 | 21.24 | 0 | 0-1 |
| | 1732.5 | 20175 | 20 | 16QAM | 1 | 50 | 21.16 | 0 | 0-1 |
| | 1732.5 | 20175 | 20 | 16QAM | 1 | 99 | 21.29 | 0 | 0-1 |
| | 1732.5 | 20175 | 20 | 16QAM | 50 | 0 | 21.06 | 0 | 0-2 |
| | 1732.5 | 20175 | 20 | 16QAM | 50 | 25 | 21.03 | 0 | 0-2 |
| | 1732.5 | 20175 | 20 | 16QAM | 50 | 50 | 21.08 | 0 | 0-2 |
| | 1732.5 | 20175 | 20 | 16QAM | 100 | 0 | 21.07 | 0 | 0-2 |
| | 1732.5 | 20175 | 20 | 16QAM | 100 | 0 | 21.07 | 0 | 0-2 |

Note: LTE Band 4 (AWS) at 20 MHz bandwidth does not support three non-overlapping channels. Per KDB Publication 941225 D05v02, when a device supports overlapping channel assignment in a channel bandwidth configuration, the middle channel of the group of overlapping channels should be selected for testing.


| | | | | |
|-----------------------------------|---|-------------------------------|-------------|---------------------------------|
| FCC ID: PY7PM-0430 |  PCTEST ENGINEERING LABORATORY, INC. | SAR EVALUATION REPORT | SONY | Reviewed by: Quality Manager |
| Document S/N: 0Y1307011148.PY7 | Test Dates: 05/06/13 - 05/13/13 06/18/13 - 08/08/13 | DUT Type: Portable Handset | | Page 38 of 91 |

Table 9-24
Reduced LTE Band 4 (AWS) Conducted Powers -15 MHz Bandwidth
(Representing Hotspot Mode Active)

| | Frequency [MHz] | Channel | Bandwidth [MHz] | Modulation | RB Size | RB Offset | Conducted Power [dBm] | Target MPR [dB] | MPR Allowed per 3GPP [dB] | |
|--------|-----------------|---------|-----------------|------------|---------|-----------|-----------------------|-----------------|---------------------------|------|
| Low | 1717.5 | 20025 | 15 | QPSK | 1 | 0 | 21.39 | 0 | 0 | |
| | 1717.5 | 20025 | 15 | QPSK | 1 | 36 | 21.38 | 0 | 0 | |
| | 1717.5 | 20025 | 15 | QPSK | 1 | 74 | 21.35 | 0 | 0 | |
| | 1717.5 | 20025 | 15 | QPSK | 36 | 0 | 21.17 | 0 | -0.1 | |
| | 1717.5 | 20025 | 15 | QPSK | 36 | 18 | 21.16 | 0 | -0.1 | |
| | 1717.5 | 20025 | 15 | QPSK | 36 | 37 | 21.21 | 0 | -0.1 | |
| | 1717.5 | 20025 | 15 | QPSK | 75 | 0 | 21.13 | 0 | -0.1 | |
| | 1717.5 | 20025 | 15 | 16QAM | 1 | 0 | 21.27 | 0 | -0.1 | |
| | 1717.5 | 20025 | 15 | 16QAM | 1 | 36 | 21.32 | 0 | -0.1 | |
| | 1717.5 | 20025 | 15 | 16QAM | 1 | 74 | 21.29 | 0 | -0.1 | |
| | 1717.5 | 20025 | 15 | 16QAM | 36 | 0 | 21.18 | 0 | -0.2 | |
| | 1717.5 | 20025 | 15 | 16QAM | 36 | 18 | 21.12 | 0 | -0.2 | |
| | 1717.5 | 20025 | 15 | 16QAM | 36 | 37 | 21.21 | 0 | -0.2 | |
| | 1717.5 | 20025 | 15 | 16QAM | 75 | 0 | 21.12 | 0 | -0.2 | |
| | Mid | 1732.5 | 20175 | 15 | QPSK | 1 | 0 | 21.21 | 0 | 0 |
| | | 1732.5 | 20175 | 15 | QPSK | 1 | 36 | 21.20 | 0 | 0 |
| | | 1732.5 | 20175 | 15 | QPSK | 1 | 74 | 21.22 | 0 | 0 |
| | | 1732.5 | 20175 | 15 | QPSK | 36 | 0 | 21.08 | 0 | -0.1 |
| 1732.5 | | 20175 | 15 | QPSK | 36 | 18 | 21.07 | 0 | -0.1 | |
| 1732.5 | | 20175 | 15 | QPSK | 36 | 37 | 21.14 | 0 | -0.1 | |
| 1732.5 | | 20175 | 15 | QPSK | 75 | 0 | 21.06 | 0 | -0.1 | |
| 1732.5 | | 20175 | 15 | 16QAM | 1 | 0 | 21.25 | 0 | -0.1 | |
| 1732.5 | | 20175 | 15 | 16QAM | 1 | 36 | 21.14 | 0 | -0.1 | |
| 1732.5 | | 20175 | 15 | 16QAM | 1 | 74 | 21.16 | 0 | -0.1 | |
| 1732.5 | | 20175 | 15 | 16QAM | 36 | 0 | 21.14 | 0 | -0.2 | |
| 1732.5 | | 20175 | 15 | 16QAM | 36 | 18 | 21.14 | 0 | -0.2 | |
| 1732.5 | | 20175 | 15 | 16QAM | 36 | 37 | 21.13 | 0 | -0.2 | |
| 1732.5 | | 20175 | 15 | 16QAM | 75 | 0 | 20.99 | 0 | -0.2 | |
| High | | 1747.5 | 20325 | 15 | QPSK | 1 | 0 | 21.41 | 0 | 0 |
| | | 1747.5 | 20325 | 15 | QPSK | 1 | 36 | 21.39 | 0 | 0 |
| | | 1747.5 | 20325 | 15 | QPSK | 1 | 74 | 21.40 | 0 | 0 |
| | | 1747.5 | 20325 | 15 | QPSK | 36 | 0 | 21.10 | 0 | -0.1 |
| | 1747.5 | 20325 | 15 | QPSK | 36 | 18 | 21.06 | 0 | -0.1 | |
| | 1747.5 | 20325 | 15 | QPSK | 36 | 37 | 21.09 | 0 | -0.1 | |
| | 1747.5 | 20325 | 15 | QPSK | 75 | 0 | 21.03 | 0 | -0.1 | |
| | 1747.5 | 20325 | 15 | 16QAM | 1 | 0 | 21.39 | 0 | -0.1 | |
| | 1747.5 | 20325 | 15 | 16QAM | 1 | 36 | 21.38 | 0 | -0.1 | |
| | 1747.5 | 20325 | 15 | 16QAM | 1 | 74 | 21.40 | 0 | -0.1 | |
| | 1747.5 | 20325 | 15 | 16QAM | 36 | 0 | 21.13 | 0 | -0.2 | |
| | 1747.5 | 20325 | 15 | 16QAM | 36 | 18 | 21.09 | 0 | -0.2 | |
| | 1747.5 | 20325 | 15 | 16QAM | 36 | 37 | 21.05 | 0 | -0.2 | |
| | 1747.5 | 20325 | 15 | 16QAM | 75 | 0 | 21.03 | 0 | -0.2 | |

Table 9-25
Reduced LTE Band 4 (AWS) Conducted Powers -10 MHz Bandwidth
(Representing Hotspot Mode Active)

| | Frequency [MHz] | Channel | Bandwidth [MHz] | Modulation | RB Size | RB Offset | Conducted Power [dBm] | Target MPR [dB] | MPR Allowed per 3GPP [dB] | |
|--------|-----------------|---------|-----------------|------------|---------|-----------|-----------------------|-----------------|---------------------------|------|
| Low | 1715 | 20000 | 10 | QPSK | 1 | 0 | 21.43 | 0 | 0 | |
| | 1715 | 20000 | 10 | QPSK | 1 | 25 | 21.36 | 0 | 0 | |
| | 1715 | 20000 | 10 | QPSK | 1 | 49 | 21.39 | 0 | 0 | |
| | 1715 | 20000 | 10 | QPSK | 25 | 0 | 21.28 | 0 | -0.1 | |
| | 1715 | 20000 | 10 | QPSK | 25 | 12 | 21.26 | 0 | -0.1 | |
| | 1715 | 20000 | 10 | QPSK | 25 | 25 | 21.22 | 0 | -0.1 | |
| | 1715 | 20000 | 10 | QPSK | 50 | 0 | 21.10 | 0 | -0.1 | |
| | 1715 | 20000 | 10 | 16QAM | 1 | 0 | 21.19 | 0 | -0.1 | |
| | 1715 | 20000 | 10 | 16QAM | 1 | 25 | 21.22 | 0 | -0.1 | |
| | 1715 | 20000 | 10 | 16QAM | 1 | 49 | 21.18 | 0 | -0.1 | |
| | 1715 | 20000 | 10 | 16QAM | 25 | 0 | 21.24 | 0 | -0.2 | |
| | 1715 | 20000 | 10 | 16QAM | 25 | 12 | 21.25 | 0 | -0.2 | |
| | 1715 | 20000 | 10 | 16QAM | 25 | 25 | 21.22 | 0 | -0.2 | |
| | 1715 | 20000 | 10 | 16QAM | 50 | 0 | 21.11 | 0 | -0.2 | |
| | Mid | 1732.5 | 20175 | 10 | QPSK | 1 | 0 | 21.21 | 0 | 0 |
| | | 1732.5 | 20175 | 10 | QPSK | 1 | 25 | 21.18 | 0 | 0 |
| | | 1732.5 | 20175 | 10 | QPSK | 1 | 49 | 21.20 | 0 | 0 |
| | | 1732.5 | 20175 | 10 | QPSK | 25 | 0 | 21.20 | 0 | -0.1 |
| 1732.5 | | 20175 | 10 | QPSK | 25 | 12 | 21.17 | 0 | -0.1 | |
| 1732.5 | | 20175 | 10 | QPSK | 25 | 25 | 21.19 | 0 | -0.1 | |
| 1732.5 | | 20175 | 10 | QPSK | 50 | 0 | 21.10 | 0 | -0.1 | |
| 1732.5 | | 20175 | 10 | 16QAM | 1 | 0 | 21.22 | 0 | -0.1 | |
| 1732.5 | | 20175 | 10 | 16QAM | 1 | 25 | 21.15 | 0 | -0.1 | |
| 1732.5 | | 20175 | 10 | 16QAM | 1 | 49 | 21.18 | 0 | -0.1 | |
| 1732.5 | | 20175 | 10 | 16QAM | 25 | 0 | 21.17 | 0 | -0.2 | |
| 1732.5 | | 20175 | 10 | 16QAM | 25 | 12 | 21.18 | 0 | -0.2 | |
| 1732.5 | | 20175 | 10 | 16QAM | 25 | 25 | 21.18 | 0 | -0.2 | |
| 1732.5 | | 20175 | 10 | 16QAM | 50 | 0 | 21.02 | 0 | -0.2 | |
| High | | 1750 | 20350 | 10 | QPSK | 1 | 0 | 21.29 | 0 | 0 |
| | | 1750 | 20350 | 10 | QPSK | 1 | 25 | 21.23 | 0 | 0 |
| | | 1750 | 20350 | 10 | QPSK | 1 | 49 | 21.29 | 0 | 0 |
| | | 1750 | 20350 | 10 | QPSK | 25 | 0 | 21.18 | 0 | -0.1 |
| | 1750 | 20350 | 10 | QPSK | 25 | 12 | 21.10 | 0 | -0.1 | |
| | 1750 | 20350 | 10 | QPSK | 25 | 25 | 21.16 | 0 | -0.1 | |
| | 1750 | 20350 | 10 | QPSK | 50 | 0 | 21.13 | 0 | -0.1 | |
| | 1750 | 20350 | 10 | 16QAM | 1 | 0 | 21.14 | 0 | -0.1 | |
| | 1750 | 20350 | 10 | 16QAM | 1 | 25 | 21.11 | 0 | -0.1 | |
| | 1750 | 20350 | 10 | 16QAM | 1 | 49 | 21.16 | 0 | -0.1 | |
| | 1750 | 20350 | 10 | 16QAM | 25 | 0 | 21.20 | 0 | -0.2 | |
| | 1750 | 20350 | 10 | 16QAM | 25 | 12 | 21.13 | 0 | -0.2 | |
| | 1750 | 20350 | 10 | 16QAM | 25 | 25 | 21.15 | 0 | -0.2 | |
| | 1750 | 20350 | 10 | 16QAM | 50 | 0 | 21.18 | 0 | -0.2 | |


| | | | | |
|-----------------------------------|---|-------------------------------|-------------|---------------------------------|
| FCC ID: PY7PM-0430 |  PCTEST ENGINEERING LABORATORY, INC. | SAR EVALUATION REPORT | SONY | Reviewed by: Quality Manager |
| Document S/N: 0Y1307011148.PY7 | Test Dates: 05/06/13 - 05/13/13 06/18/13 - 08/08/13 | DUT Type: Portable Handset | | Page 39 of 91 |

Table 9-26
Reduced LTE Band 4 (AWS) Conducted Powers -5 MHz Bandwidth
(Representing Hotspot Mode Active)

| | Frequency [MHz] | Channel | Bandwidth [MHz] | Modulation | RB Size | RB Offset | Conducted Power [dBm] | Target MPR [dB] | MPR Allowed per 3GPP [dB] |
|--------|-----------------|---------|-----------------|------------|---------|-----------|-----------------------|-----------------|---------------------------|
| Low | 1712.5 | 19975 | 5 | QPSK | 1 | 0 | 21.45 | 0 | 0 |
| | 1712.5 | 19975 | 5 | QPSK | 1 | 12 | 21.45 | 0 | 0 |
| | 1712.5 | 19975 | 5 | QPSK | 1 | 24 | 21.48 | 0 | 0 |
| | 1712.5 | 19975 | 5 | QPSK | 12 | 0 | 21.32 | 0 | 0-1 |
| | 1712.5 | 19975 | 5 | QPSK | 12 | 6 | 21.31 | 0 | 0-1 |
| | 1712.5 | 19975 | 5 | QPSK | 12 | 13 | 21.36 | 0 | 0-1 |
| | 1712.5 | 19975 | 5 | QPSK | 25 | 0 | 21.25 | 0 | 0-1 |
| | 1712.5 | 19975 | 5 | 16-QAM | 1 | 0 | 21.36 | 0 | 0-1 |
| | 1712.5 | 19975 | 5 | 16-QAM | 1 | 12 | 21.35 | 0 | 0-1 |
| | 1712.5 | 19975 | 5 | 16-QAM | 1 | 24 | 21.36 | 0 | 0-1 |
| | 1712.5 | 19975 | 5 | 16-QAM | 12 | 0 | 21.45 | 0 | 0-2 |
| | 1712.5 | 19975 | 5 | 16-QAM | 12 | 6 | 21.44 | 0 | 0-2 |
| | 1712.5 | 19975 | 5 | 16-QAM | 12 | 13 | 21.44 | 0 | 0-2 |
| | 1712.5 | 19975 | 5 | 16-QAM | 25 | 0 | 21.23 | 0 | 0-2 |
| | 1732.5 | 20175 | 5 | QPSK | 1 | 0 | 21.20 | 0 | 0 |
| 1732.5 | 20175 | 5 | QPSK | 1 | 12 | 21.19 | 0 | 0 | |
| 1732.5 | 20175 | 5 | QPSK | 1 | 24 | 21.19 | 0 | 0 | |
| 1732.5 | 20175 | 5 | QPSK | 12 | 0 | 21.24 | 0 | 0-1 | |
| 1732.5 | 20175 | 5 | QPSK | 12 | 6 | 21.25 | 0 | 0-1 | |
| 1732.5 | 20175 | 5 | QPSK | 12 | 13 | 21.20 | 0 | 0-1 | |
| 1732.5 | 20175 | 5 | QPSK | 25 | 0 | 21.17 | 0 | 0-1 | |
| 1732.5 | 20175 | 5 | 16-QAM | 1 | 0 | 21.07 | 0 | 0-1 | |
| 1732.5 | 20175 | 5 | 16-QAM | 1 | 12 | 21.05 | 0 | 0-1 | |
| 1732.5 | 20175 | 5 | 16-QAM | 1 | 24 | 21.04 | 0 | 0-1 | |
| 1732.5 | 20175 | 5 | 16-QAM | 12 | 0 | 21.27 | 0 | 0-2 | |
| 1732.5 | 20175 | 5 | 16-QAM | 12 | 6 | 21.30 | 0 | 0-2 | |
| 1732.5 | 20175 | 5 | 16-QAM | 12 | 13 | 21.28 | 0 | 0-2 | |
| 1732.5 | 20175 | 5 | 16-QAM | 25 | 0 | 21.13 | 0 | 0-2 | |
| Mid | 1752.5 | 20375 | 5 | QPSK | 1 | 0 | 21.46 | 0 | 0 |
| | 1752.5 | 20375 | 5 | QPSK | 1 | 12 | 21.43 | 0 | 0 |
| | 1752.5 | 20375 | 5 | QPSK | 1 | 24 | 21.48 | 0 | 0 |
| | 1752.5 | 20375 | 5 | QPSK | 12 | 0 | 21.25 | 0 | 0-1 |
| | 1752.5 | 20375 | 5 | QPSK | 12 | 6 | 21.28 | 0 | 0-1 |
| | 1752.5 | 20375 | 5 | QPSK | 12 | 13 | 21.35 | 0 | 0-1 |
| | 1752.5 | 20375 | 5 | QPSK | 25 | 0 | 21.25 | 0 | 0-1 |
| | 1752.5 | 20375 | 5 | 16-QAM | 1 | 0 | 21.25 | 0 | 0-1 |
| | 1752.5 | 20375 | 5 | 16-QAM | 1 | 12 | 21.20 | 0 | 0-1 |
| | 1752.5 | 20375 | 5 | 16-QAM | 1 | 24 | 21.13 | 0 | 0-1 |
| | 1752.5 | 20375 | 5 | 16-QAM | 12 | 0 | 21.22 | 0 | 0-2 |
| | 1752.5 | 20375 | 5 | 16-QAM | 12 | 6 | 21.22 | 0 | 0-2 |
| | 1752.5 | 20375 | 5 | 16-QAM | 12 | 13 | 21.28 | 0 | 0-2 |
| | 1752.5 | 20375 | 5 | 16-QAM | 25 | 0 | 21.20 | 0 | 0-2 |
| | 1752.5 | 20375 | 5 | 16-QAM | 25 | 0 | 21.20 | 0 | 0-2 |
| High | 1711.5 | 19965 | 3 | QPSK | 1 | 0 | 21.38 | 0 | 0 |
| | 1711.5 | 19965 | 3 | QPSK | 1 | 7 | 21.38 | 0 | 0 |
| | 1711.5 | 19965 | 3 | QPSK | 1 | 14 | 21.40 | 0 | 0 |
| | 1711.5 | 19965 | 3 | QPSK | 8 | 0 | 21.38 | 0 | 0-1 |
| | 1711.5 | 19965 | 3 | QPSK | 8 | 4 | 21.36 | 0 | 0-1 |
| | 1711.5 | 19965 | 3 | QPSK | 8 | 7 | 21.37 | 0 | 0-1 |
| | 1711.5 | 19965 | 3 | QPSK | 15 | 0 | 21.33 | 0 | 0-1 |
| | 1711.5 | 19965 | 3 | 16-QAM | 1 | 0 | 21.39 | 0 | 0-1 |
| | 1711.5 | 19965 | 3 | 16-QAM | 1 | 7 | 21.33 | 0 | 0-1 |
| | 1711.5 | 19965 | 3 | 16-QAM | 1 | 14 | 21.29 | 0 | 0-1 |
| | 1711.5 | 19965 | 3 | 16-QAM | 8 | 0 | 21.42 | 0 | 0-2 |
| | 1711.5 | 19965 | 3 | 16-QAM | 8 | 4 | 21.37 | 0 | 0-2 |
| | 1711.5 | 19965 | 3 | 16-QAM | 8 | 7 | 21.39 | 0 | 0-2 |
| | 1711.5 | 19965 | 3 | 16-QAM | 15 | 0 | 21.34 | 0 | 0-2 |
| | 1732.5 | 20175 | 3 | QPSK | 1 | 0 | 21.21 | 0 | 0 |
| 1732.5 | 20175 | 3 | QPSK | 1 | 7 | 21.17 | 0 | 0 | |
| 1732.5 | 20175 | 3 | QPSK | 1 | 14 | 21.18 | 0 | 0 | |
| 1732.5 | 20175 | 3 | QPSK | 8 | 0 | 21.24 | 0 | 0-1 | |
| 1732.5 | 20175 | 3 | QPSK | 8 | 4 | 21.26 | 0 | 0-1 | |
| 1732.5 | 20175 | 3 | QPSK | 8 | 7 | 21.26 | 0 | 0-1 | |
| 1732.5 | 20175 | 3 | QPSK | 15 | 0 | 21.23 | 0 | 0-1 | |
| 1732.5 | 20175 | 3 | 16-QAM | 1 | 0 | 21.14 | 0 | 0-1 | |
| 1732.5 | 20175 | 3 | 16-QAM | 1 | 7 | 21.11 | 0 | 0-1 | |
| 1732.5 | 20175 | 3 | 16-QAM | 1 | 14 | 21.20 | 0 | 0-1 | |
| 1732.5 | 20175 | 3 | 16-QAM | 8 | 0 | 21.33 | 0 | 0-2 | |
| 1732.5 | 20175 | 3 | 16-QAM | 8 | 4 | 21.31 | 0 | 0-2 | |
| 1732.5 | 20175 | 3 | 16-QAM | 8 | 7 | 21.30 | 0 | 0-2 | |
| 1732.5 | 20175 | 3 | 16-QAM | 15 | 0 | 21.23 | 0 | 0-2 | |
| High | 1753.5 | 20385 | 3 | QPSK | 1 | 0 | 21.21 | 0 | 0 |
| | 1753.5 | 20385 | 3 | QPSK | 1 | 7 | 21.27 | 0 | 0 |
| | 1753.5 | 20385 | 3 | QPSK | 1 | 14 | 21.35 | 0 | 0 |
| | 1753.5 | 20385 | 3 | QPSK | 8 | 0 | 21.35 | 0 | 0-1 |
| | 1753.5 | 20385 | 3 | QPSK | 8 | 4 | 21.38 | 0 | 0-1 |
| | 1753.5 | 20385 | 3 | QPSK | 8 | 7 | 21.33 | 0 | 0-1 |
| | 1753.5 | 20385 | 3 | QPSK | 15 | 0 | 21.31 | 0 | 0-1 |
| | 1753.5 | 20385 | 3 | 16-QAM | 1 | 0 | 21.33 | 0 | 0-1 |
| | 1753.5 | 20385 | 3 | 16-QAM | 1 | 7 | 21.27 | 0 | 0-1 |
| | 1753.5 | 20385 | 3 | 16-QAM | 1 | 14 | 21.39 | 0 | 0-1 |
| | 1753.5 | 20385 | 3 | 16-QAM | 8 | 0 | 21.41 | 0 | 0-2 |
| | 1753.5 | 20385 | 3 | 16-QAM | 8 | 4 | 21.45 | 0 | 0-2 |
| | 1753.5 | 20385 | 3 | 16-QAM | 8 | 7 | 21.43 | 0 | 0-2 |
| | 1753.5 | 20385 | 3 | 16-QAM | 15 | 0 | 21.32 | 0 | 0-2 |

Table 9-27
Reduced LTE Band 4 (AWS) Conducted Powers -3 MHz Bandwidth
(Representing Hotspot Mode Active)

| | Frequency [MHz] | Channel | Bandwidth [MHz] | Modulation | RB Size | RB Offset | Conducted Power [dBm] | Target MPR [dB] | MPR Allowed per 3GPP [dB] |
|--------|-----------------|---------|-----------------|------------|---------|-----------|-----------------------|-----------------|---------------------------|
| Low | 1711.5 | 19965 | 3 | QPSK | 1 | 0 | 21.38 | 0 | 0 |
| | 1711.5 | 19965 | 3 | QPSK | 1 | 7 | 21.38 | 0 | 0 |
| | 1711.5 | 19965 | 3 | QPSK | 1 | 14 | 21.40 | 0 | 0 |
| | 1711.5 | 19965 | 3 | QPSK | 8 | 0 | 21.38 | 0 | 0-1 |
| | 1711.5 | 19965 | 3 | QPSK | 8 | 4 | 21.36 | 0 | 0-1 |
| | 1711.5 | 19965 | 3 | QPSK | 8 | 7 | 21.37 | 0 | 0-1 |
| | 1711.5 | 19965 | 3 | QPSK | 15 | 0 | 21.33 | 0 | 0-1 |
| | 1711.5 | 19965 | 3 | 16-QAM | 1 | 0 | 21.39 | 0 | 0-1 |
| | 1711.5 | 19965 | 3 | 16-QAM | 1 | 7 | 21.33 | 0 | 0-1 |
| | 1711.5 | 19965 | 3 | 16-QAM | 1 | 14 | 21.29 | 0 | 0-1 |
| | 1711.5 | 19965 | 3 | 16-QAM | 8 | 0 | 21.42 | 0 | 0-2 |
| | 1711.5 | 19965 | 3 | 16-QAM | 8 | 4 | 21.37 | 0 | 0-2 |
| | 1711.5 | 19965 | 3 | 16-QAM | 8 | 7 | 21.39 | 0 | 0-2 |
| | 1711.5 | 19965 | 3 | 16-QAM | 15 | 0 | 21.34 | 0 | 0-2 |
| | Mid | 1732.5 | 20175 | 3 | QPSK | 1 | 0 | 21.21 | 0 |
| 1732.5 | | 20175 | 3 | QPSK | 1 | 7 | 21.17 | 0 | 0 |
| 1732.5 | | 20175 | 3 | QPSK | 1 | 14 | 21.18 | 0 | 0 |
| 1732.5 | | 20175 | 3 | QPSK | 8 | 0 | 21.24 | 0 | 0-1 |
| 1732.5 | | 20175 | 3 | QPSK | 8 | 4 | 21.26 | 0 | 0-1 |
| 1732.5 | | 20175 | 3 | QPSK | 8 | 7 | 21.26 | 0 | 0-1 |
| 1732.5 | | 20175 | 3 | QPSK | 15 | 0 | 21.23 | 0 | 0-1 |
| 1732.5 | | 20175 | 3 | 16-QAM | 1 | 0 | 21.14 | 0 | 0-1 |
| 1732.5 | | 20175 | 3 | 16-QAM | 1 | 7 | 21.11 | 0 | 0-1 |
| 1732.5 | | 20175 | 3 | 16-QAM | 1 | 14 | 21.20 | 0 | 0-1 |
| 1732.5 | | 20175 | 3 | 16-QAM | 8 | 0 | 21.33 | 0 | 0-2 |
| 1732.5 | | 20175 | 3 | 16-QAM | 8 | 4 | 21.31 | 0 | 0-2 |
| 1732.5 | | 20175 | 3 | 16-QAM | 8 | 7 | 21.30 | 0 | 0-2 |
| 1732.5 | | 20175 | 3 | 16-QAM | 15 | 0 | 21.23 | 0 | 0-2 |
| High | | 1753.5 | 20385 | 3 | QPSK | 1 | 0 | 21.21 | 0 |
| | 1753.5 | 20385 | 3 | QPSK | 1 | 7 | 21.27 | 0 | 0 |
| | 1753.5 | 20385 | 3 | QPSK | 1 | 14 | 21.35 | 0 | 0 |
| | 1753.5 | 20385 | 3 | QPSK | 8 | 0 | 21.35 | 0 | 0-1 |
| | 1753.5 | 20385 | 3 | QPSK | 8 | 4 | 21.38 | 0 | 0-1 |
| | 1753.5 | 20385 | 3 | QPSK | 8 | 7 | 21.33 | 0 | 0-1 |
| | 1753.5 | 20385 | 3 | QPSK | 15 | 0 | 21.31 | 0 | 0-1 |
| | 1753.5 | 20385 | 3 | 16-QAM | 1 | 0 | 21.33 | 0 | 0-1 |
| | 1753.5 | 20385 | 3 | 16-QAM | 1 | 7 | 21.27 | 0 | 0-1 |
| | 1753.5 | 20385 | 3 | 16-QAM | 1 | 14 | 21.39 | 0 | 0-1 |
| | 1753.5 | 20385 | 3 | 16-QAM | 8 | 0 | 21.41 | 0 | 0-2 |
| | 1753.5 | 20385 | 3 | 16-QAM | 8 | 4 | 21.45 | 0 | 0-2 |
| | 1753.5 | 20385 | 3 | 16-QAM | 8 | 7 | 21.43 | 0 | 0-2 |
| | 1753.5 | 20385 | 3 | 16-QAM | 15 | 0 | 21.32 | 0 | 0-2 |


| | | | | |
|-----------------------------------|---|-------------------------------|-------------|---------------------------------|
| FCC ID: PY7PM-0430 |  | SAR EVALUATION REPORT | SONY | Reviewed by: Quality Manager |
| Document S/N: 0Y1307011148.PY7 | Test Dates: 05/06/13 - 05/13/13 06/18/13 - 08/08/13 | DUT Type: Portable Handset | | Page 40 of 91 |

Table 9-28
Reduced LTE Band 4 (AWS) Conducted Powers -1.4 MHz Bandwidth
(Representing Hotspot Mode Active)

| | Frequency [MHz] | Channel | Bandwidth [MHz] | Modulation | RB Size | RB Offset | Conducted Power [dBm] | Target MPR [dB] | MPR Allowed per 3GPP [dB] |
|--------|-----------------|---------|-----------------|------------|---------|-----------|-----------------------|-----------------|---------------------------|
| Low | 1710.7 | 19957 | 1.4 | QPSK | 1 | 0 | 21.40 | 0 | 0 |
| | 1710.7 | 19957 | 1.4 | QPSK | 1 | 2 | 21.42 | 0 | 0 |
| | 1710.7 | 19957 | 1.4 | QPSK | 1 | 5 | 21.44 | 0 | 0 |
| | 1710.7 | 19957 | 1.4 | QPSK | 3 | 0 | 21.42 | 0 | 0 |
| | 1710.7 | 19957 | 1.4 | QPSK | 3 | 2 | 21.40 | 0 | 0 |
| | 1710.7 | 19957 | 1.4 | QPSK | 3 | 3 | 21.41 | 0 | 0 |
| | 1710.7 | 19957 | 1.4 | QPSK | 6 | 0 | 21.37 | 0 | 0-1 |
| | 1710.7 | 19957 | 1.4 | 16-QAM | 1 | 0 | 21.43 | 0 | 0-1 |
| | 1710.7 | 19957 | 1.4 | 16-QAM | 1 | 2 | 21.37 | 0 | 0-1 |
| | 1710.7 | 19957 | 1.4 | 16-QAM | 1 | 5 | 21.33 | 0 | 0-1 |
| | 1710.7 | 19957 | 1.4 | 16-QAM | 3 | 0 | 21.46 | 0 | 0-1 |
| | 1710.7 | 19957 | 1.4 | 16-QAM | 3 | 2 | 21.41 | 0 | 0-1 |
| | 1710.7 | 19957 | 1.4 | 16-QAM | 3 | 3 | 21.43 | 0 | 0-1 |
| | 1710.7 | 19957 | 1.4 | 16-QAM | 6 | 0 | 21.38 | 0 | 0-2 |
| | 1732.5 | 20175 | 1.4 | QPSK | 1 | 0 | 21.31 | 0 | 0 |
| 1732.5 | 20175 | 1.4 | QPSK | 1 | 2 | 21.29 | 0 | 0 | |
| 1732.5 | 20175 | 1.4 | QPSK | 1 | 5 | 21.35 | 0 | 0 | |
| 1732.5 | 20175 | 1.4 | QPSK | 3 | 0 | 21.29 | 0 | 0 | |
| 1732.5 | 20175 | 1.4 | QPSK | 3 | 2 | 21.24 | 0 | 0 | |
| 1732.5 | 20175 | 1.4 | QPSK | 3 | 3 | 21.23 | 0 | 0 | |
| 1732.5 | 20175 | 1.4 | QPSK | 6 | 0 | 21.28 | 0 | 0-1 | |
| 1732.5 | 20175 | 1.4 | 16-QAM | 1 | 0 | 21.34 | 0 | 0-1 | |
| 1732.5 | 20175 | 1.4 | 16-QAM | 1 | 2 | 21.35 | 0 | 0-1 | |
| 1732.5 | 20175 | 1.4 | 16-QAM | 1 | 5 | 21.38 | 0 | 0-1 | |
| 1732.5 | 20175 | 1.4 | 16-QAM | 3 | 0 | 21.34 | 0 | 0-1 | |
| 1732.5 | 20175 | 1.4 | 16-QAM | 3 | 2 | 21.28 | 0 | 0-1 | |
| 1732.5 | 20175 | 1.4 | 16-QAM | 3 | 3 | 21.33 | 0 | 0-1 | |
| 1732.5 | 20175 | 1.4 | 16-QAM | 6 | 0 | 21.45 | 0 | 0-2 | |
| High | 1754.3 | 20393 | 1.4 | QPSK | 1 | 0 | 21.31 | 0 | 0 |
| | 1754.3 | 20393 | 1.4 | QPSK | 1 | 2 | 21.35 | 0 | 0 |
| | 1754.3 | 20393 | 1.4 | QPSK | 1 | 5 | 21.40 | 0 | 0 |
| | 1754.3 | 20393 | 1.4 | QPSK | 3 | 0 | 21.39 | 0 | 0 |
| | 1754.3 | 20393 | 1.4 | QPSK | 3 | 2 | 21.39 | 0 | 0 |
| | 1754.3 | 20393 | 1.4 | QPSK | 3 | 3 | 21.37 | 0 | 0 |
| | 1754.3 | 20393 | 1.4 | QPSK | 6 | 0 | 21.34 | 0 | 0-1 |
| | 1754.3 | 20393 | 1.4 | 16-QAM | 1 | 0 | 21.38 | 0 | 0-1 |
| | 1754.3 | 20393 | 1.4 | 16-QAM | 1 | 2 | 21.32 | 0 | 0-1 |
| | 1754.3 | 20393 | 1.4 | 16-QAM | 1 | 5 | 21.36 | 0 | 0-1 |
| | 1754.3 | 20393 | 1.4 | 16-QAM | 3 | 0 | 21.44 | 0 | 0-1 |
| | 1754.3 | 20393 | 1.4 | 16-QAM | 3 | 2 | 21.43 | 0 | 0-1 |
| | 1754.3 | 20393 | 1.4 | 16-QAM | 3 | 3 | 21.43 | 0 | 0-1 |
| | 1754.3 | 20393 | 1.4 | 16-QAM | 6 | 0 | 21.35 | 0 | 0-2 |

9.3.3 LTE Band 5 (Cell)

Table 9-29
LTE Band 5 (Cell) Conducted Powers - 10 MHz Bandwidth

| | Frequency [MHz] | Channel | Bandwidth [MHz] | Modulation | RB Size | RB Offset | Conducted Power [dBm] | Target MPR [dB] | MPR Allowed per 3GPP [dB] |
|-----|-----------------|---------|-----------------|------------|---------|-----------|-----------------------|-----------------|---------------------------|
| Mid | 836.5 | 20525 | 10 | QPSK | 1 | 0 | 22.77 | 0 | 0 |
| | 836.5 | 20525 | 10 | QPSK | 1 | 25 | 22.76 | 0 | 0 |
| | 836.5 | 20525 | 10 | QPSK | 1 | 49 | 22.82 | 0 | 0 |
| | 836.5 | 20525 | 10 | QPSK | 25 | 0 | 21.58 | 1 | 0-1 |
| | 836.5 | 20525 | 10 | QPSK | 25 | 12 | 21.57 | 1 | 0-1 |
| | 836.5 | 20525 | 10 | QPSK | 25 | 25 | 21.54 | 1 | 0-1 |
| | 836.5 | 20525 | 10 | QPSK | 50 | 0 | 21.51 | 1 | 0-1 |
| | 836.5 | 20525 | 10 | 16QAM | 1 | 0 | 21.64 | 1 | 0-1 |
| | 836.5 | 20525 | 10 | 16QAM | 1 | 25 | 21.60 | 1 | 0-1 |
| | 836.5 | 20525 | 10 | 16QAM | 1 | 49 | 21.63 | 1 | 0-1 |
| | 836.5 | 20525 | 10 | 16QAM | 25 | 0 | 20.59 | 2 | 0-2 |
| | 836.5 | 20525 | 10 | 16QAM | 25 | 12 | 20.57 | 2 | 0-2 |
| | 836.5 | 20525 | 10 | 16QAM | 25 | 25 | 20.58 | 2 | 0-2 |
| | 836.5 | 20525 | 10 | 16QAM | 50 | 0 | 20.53 | 2 | 0-2 |

Note: LTE Band 5 (Cell) at 10 MHz bandwidth does not support three non-overlapping channels. Per KDB Publication 941225 D05v02, when a device supports overlapping channel assignment in a channel bandwidth configuration, the middle channel of the group of overlapping channels should be selected for testing.


| | | | | |
|-----------------------------------|---|-------------------------------|-------------|---------------------------------|
| FCC ID: PY7PM-0430 |  PCTEST ENGINEERING LABORATORY, INC. | SAR EVALUATION REPORT | SONY | Reviewed by: Quality Manager |
| Document S/N: 0Y1307011148.PY7 | Test Dates: 05/06/13 - 05/13/13 06/18/13 - 08/08/13 | DUT Type: Portable Handset | | Page 41 of 91 |

Table 9-30
LTE Band 5 (Cell) Conducted Powers - 5 MHz Bandwidth

| | Frequency [MHz] | Channel | Bandwidth [MHz] | Modulation | RB Size | RB Offset | Conducted Power [dBm] | Target MPR [dB] | MPR Allowed per 3GPP [dB] |
|-------|-----------------|---------|-----------------|------------|---------|-----------|-----------------------|-----------------|---------------------------|
| Low | 826.5 | 20425 | 5 | QPSK | 1 | 0 | 22.63 | 0 | 0 |
| | 826.5 | 20425 | 5 | QPSK | 1 | 12 | 22.68 | 0 | 0 |
| | 826.5 | 20425 | 5 | QPSK | 1 | 24 | 22.66 | 0 | 0 |
| | 826.5 | 20425 | 5 | QPSK | 12 | 0 | 21.64 | 1 | 0-1 |
| | 826.5 | 20425 | 5 | QPSK | 12 | 6 | 21.59 | 1 | 0-1 |
| | 826.5 | 20425 | 5 | QPSK | 12 | 13 | 21.61 | 1 | 0-1 |
| | 826.5 | 20425 | 5 | QPSK | 25 | 0 | 21.49 | 1 | 0-1 |
| | 826.5 | 20425 | 5 | 16-QAM | 1 | 0 | 21.65 | 1 | 0-1 |
| | 826.5 | 20425 | 5 | 16-QAM | 1 | 12 | 21.64 | 1 | 0-1 |
| | 826.5 | 20425 | 5 | 16-QAM | 1 | 24 | 21.67 | 1 | 0-1 |
| | 826.5 | 20425 | 5 | 16-QAM | 12 | 0 | 20.76 | 2 | 0-2 |
| | 826.5 | 20425 | 5 | 16-QAM | 12 | 6 | 20.70 | 2 | 0-2 |
| | 826.5 | 20425 | 5 | 16-QAM | 12 | 13 | 20.73 | 2 | 0-2 |
| | 826.5 | 20425 | 5 | 16-QAM | 25 | 0 | 20.51 | 2 | 0-2 |
| | 836.5 | 20525 | 5 | QPSK | 1 | 0 | 22.71 | 0 | 0 |
| | 836.5 | 20525 | 5 | QPSK | 1 | 12 | 22.69 | 0 | 0 |
| | 836.5 | 20525 | 5 | QPSK | 1 | 24 | 22.68 | 0 | 0 |
| | 836.5 | 20525 | 5 | QPSK | 12 | 0 | 21.68 | 1 | 0-1 |
| | 836.5 | 20525 | 5 | QPSK | 12 | 6 | 21.62 | 1 | 0-1 |
| | 836.5 | 20525 | 5 | QPSK | 12 | 13 | 21.61 | 1 | 0-1 |
| 836.5 | 20525 | 5 | QPSK | 25 | 0 | 21.57 | 1 | 0-1 | |
| 836.5 | 20525 | 5 | 16-QAM | 1 | 0 | 21.73 | 1 | 0-1 | |
| 836.5 | 20525 | 5 | 16-QAM | 1 | 12 | 21.72 | 1 | 0-1 | |
| 836.5 | 20525 | 5 | 16-QAM | 1 | 24 | 21.69 | 1 | 0-1 | |
| 836.5 | 20525 | 5 | 16-QAM | 12 | 0 | 20.78 | 2 | 0-2 | |
| 836.5 | 20525 | 5 | 16-QAM | 12 | 6 | 20.76 | 2 | 0-2 | |
| 836.5 | 20525 | 5 | 16-QAM | 12 | 13 | 20.73 | 2 | 0-2 | |
| 836.5 | 20525 | 5 | 16-QAM | 25 | 0 | 20.68 | 2 | 0-2 | |
| High | 846.5 | 20625 | 5 | QPSK | 1 | 0 | 22.65 | 0 | 0 |
| | 846.5 | 20625 | 5 | QPSK | 1 | 12 | 22.59 | 0 | 0 |
| | 846.5 | 20625 | 5 | QPSK | 1 | 24 | 22.60 | 0 | 0 |
| | 846.5 | 20625 | 5 | QPSK | 12 | 0 | 21.72 | 1 | 0-1 |
| | 846.5 | 20625 | 5 | QPSK | 12 | 6 | 21.64 | 1 | 0-1 |
| | 846.5 | 20625 | 5 | QPSK | 12 | 13 | 21.69 | 1 | 0-1 |
| | 846.5 | 20625 | 5 | QPSK | 25 | 0 | 21.64 | 1 | 0-1 |
| | 846.5 | 20625 | 5 | 16-QAM | 1 | 0 | 21.53 | 1 | 0-1 |
| | 846.5 | 20625 | 5 | 16-QAM | 1 | 12 | 21.47 | 1 | 0-1 |
| | 846.5 | 20625 | 5 | 16-QAM | 1 | 24 | 21.49 | 1 | 0-1 |
| | 846.5 | 20625 | 5 | 16-QAM | 12 | 0 | 20.60 | 2 | 0-2 |
| | 846.5 | 20625 | 5 | 16-QAM | 12 | 6 | 20.61 | 2 | 0-2 |
| | 846.5 | 20625 | 5 | 16-QAM | 12 | 13 | 20.65 | 2 | 0-2 |
| | 846.5 | 20625 | 5 | 16-QAM | 25 | 0 | 20.61 | 2 | 0-2 |

Table 9-31
LTE Band 5 (Cell) Conducted Powers - 3 MHz Bandwidth

| | Frequency [MHz] | Channel | Bandwidth [MHz] | Modulation | RB Size | RB Offset | Conducted Power [dBm] | Target MPR [dB] | MPR Allowed per 3GPP [dB] |
|-------|-----------------|---------|-----------------|------------|---------|-----------|-----------------------|-----------------|---------------------------|
| Low | 825.5 | 20415 | 3 | QPSK | 1 | 0 | 22.68 | 0 | 0 |
| | 825.5 | 20415 | 3 | QPSK | 1 | 7 | 22.69 | 0 | 0 |
| | 825.5 | 20415 | 3 | QPSK | 1 | 14 | 22.59 | 0 | 0 |
| | 825.5 | 20415 | 3 | QPSK | 8 | 0 | 21.64 | 1 | 0-1 |
| | 825.5 | 20415 | 3 | QPSK | 8 | 4 | 21.68 | 1 | 0-1 |
| | 825.5 | 20415 | 3 | QPSK | 8 | 7 | 21.54 | 1 | 0-1 |
| | 825.5 | 20415 | 3 | QPSK | 15 | 0 | 21.63 | 1 | 0-1 |
| | 825.5 | 20415 | 3 | 16-QAM | 1 | 0 | 21.62 | 1 | 0-1 |
| | 825.5 | 20415 | 3 | 16-QAM | 1 | 7 | 21.65 | 1 | 0-1 |
| | 825.5 | 20415 | 3 | 16-QAM | 1 | 14 | 21.60 | 1 | 0-1 |
| | 825.5 | 20415 | 3 | 16-QAM | 8 | 0 | 20.74 | 2 | 0-2 |
| | 825.5 | 20415 | 3 | 16-QAM | 8 | 4 | 20.69 | 2 | 0-2 |
| | 825.5 | 20415 | 3 | 16-QAM | 8 | 7 | 20.65 | 2 | 0-2 |
| | 825.5 | 20415 | 3 | 16-QAM | 15 | 0 | 20.65 | 2 | 0-2 |
| | 836.5 | 20525 | 3 | QPSK | 1 | 0 | 22.73 | 0 | 0 |
| | 836.5 | 20525 | 3 | QPSK | 1 | 7 | 22.70 | 0 | 0 |
| | 836.5 | 20525 | 3 | QPSK | 1 | 14 | 22.69 | 0 | 0 |
| | 836.5 | 20525 | 3 | QPSK | 8 | 0 | 21.67 | 1 | 0-1 |
| | 836.5 | 20525 | 3 | QPSK | 8 | 4 | 21.63 | 1 | 0-1 |
| | 836.5 | 20525 | 3 | QPSK | 8 | 7 | 21.65 | 1 | 0-1 |
| 836.5 | 20525 | 3 | QPSK | 15 | 0 | 21.66 | 1 | 0-1 | |
| 836.5 | 20525 | 3 | 16-QAM | 1 | 0 | 21.62 | 1 | 0-1 | |
| 836.5 | 20525 | 3 | 16-QAM | 1 | 7 | 21.53 | 1 | 0-1 | |
| 836.5 | 20525 | 3 | 16-QAM | 1 | 14 | 21.56 | 1 | 0-1 | |
| 836.5 | 20525 | 3 | 16-QAM | 8 | 0 | 20.76 | 2 | 0-2 | |
| 836.5 | 20525 | 3 | 16-QAM | 8 | 4 | 20.72 | 2 | 0-2 | |
| 836.5 | 20525 | 3 | 16-QAM | 8 | 7 | 20.75 | 2 | 0-2 | |
| 836.5 | 20525 | 3 | 16-QAM | 15 | 0 | 20.72 | 2 | 0-2 | |
| High | 847.5 | 20635 | 3 | QPSK | 1 | 0 | 22.66 | 0 | 0 |
| | 847.5 | 20635 | 3 | QPSK | 1 | 7 | 22.72 | 0 | 0 |
| | 847.5 | 20635 | 3 | QPSK | 1 | 14 | 22.64 | 0 | 0 |
| | 847.5 | 20635 | 3 | QPSK | 8 | 0 | 21.76 | 1 | 0-1 |
| | 847.5 | 20635 | 3 | QPSK | 8 | 4 | 21.73 | 1 | 0-1 |
| | 847.5 | 20635 | 3 | QPSK | 8 | 7 | 21.67 | 1 | 0-1 |
| | 847.5 | 20635 | 3 | QPSK | 15 | 0 | 21.74 | 1 | 0-1 |
| | 847.5 | 20635 | 3 | 16-QAM | 1 | 0 | 21.66 | 1 | 0-1 |
| | 847.5 | 20635 | 3 | 16-QAM | 1 | 7 | 21.74 | 1 | 0-1 |
| | 847.5 | 20635 | 3 | 16-QAM | 1 | 14 | 21.70 | 1 | 0-1 |
| | 847.5 | 20635 | 3 | 16-QAM | 8 | 0 | 20.87 | 2 | 0-2 |
| | 847.5 | 20635 | 3 | 16-QAM | 8 | 4 | 20.85 | 2 | 0-2 |
| | 847.5 | 20635 | 3 | 16-QAM | 8 | 7 | 20.81 | 2 | 0-2 |
| | 847.5 | 20635 | 3 | 16-QAM | 15 | 0 | 20.70 | 2 | 0-2 |


| | | | | |
|-----------------------------------|---|-------------------------------|-------------|---------------------------------|
| FCC ID: PY7PM-0430 |  PCTEST ENGINEERING LABORATORY, INC. | SAR EVALUATION REPORT | SONY | Reviewed by: Quality Manager |
| Document S/N: 0Y1307011148.PY7 | Test Dates: 05/06/13 - 05/13/13 06/18/13 - 08/08/13 | DUT Type: Portable Handset | | Page 42 of 91 |

Table 9-32
LTE Band 5 (Cell) Conducted Powers -1.4 MHz Bandwidth


| | Frequency [MHz] | Channel | Bandwidth [MHz] | Modulation | RB Size | RB Offset | Conducted Power [dBm] | Target MPR [dB] | MPR Allowed per 3GPP [dB] |
|------|-----------------|---------|-----------------|------------|---------|-----------|-----------------------|-----------------|---------------------------|
| Low | 824.7 | 20407 | 1.4 | QPSK | 1 | 0 | 22.73 | 0 | 0 |
| | 824.7 | 20407 | 1.4 | QPSK | 1 | 2 | 22.81 | 0 | 0 |
| | 824.7 | 20407 | 1.4 | QPSK | 1 | 5 | 22.69 | 0 | 0 |
| | 824.7 | 20407 | 1.4 | QPSK | 3 | 0 | 22.55 | 0 | 0 |
| | 824.7 | 20407 | 1.4 | QPSK | 3 | 2 | 22.54 | 0 | 0 |
| | 824.7 | 20407 | 1.4 | QPSK | 3 | 3 | 22.53 | 0 | 0 |
| | 824.7 | 20407 | 1.4 | QPSK | 6 | 0 | 21.66 | 1 | 0-1 |
| | 824.7 | 20407 | 1.4 | 16-QAM | 1 | 0 | 21.60 | 1 | 0-1 |
| | 824.7 | 20407 | 1.4 | 16-QAM | 1 | 2 | 21.65 | 1 | 0-1 |
| | 824.7 | 20407 | 1.4 | 16-QAM | 1 | 5 | 21.68 | 1 | 0-1 |
| | 824.7 | 20407 | 1.4 | 16-QAM | 3 | 0 | 21.51 | 1 | 0-1 |
| | 824.7 | 20407 | 1.4 | 16-QAM | 3 | 2 | 21.55 | 1 | 0-1 |
| | 824.7 | 20407 | 1.4 | 16-QAM | 3 | 3 | 21.42 | 1 | 0-1 |
| | 824.7 | 20407 | 1.4 | 16-QAM | 6 | 0 | 20.66 | 2 | 0-2 |
| Mid | 836.5 | 20525 | 1.4 | QPSK | 1 | 0 | 22.65 | 0 | 0 |
| | 836.5 | 20525 | 1.4 | QPSK | 1 | 2 | 22.61 | 0 | 0 |
| | 836.5 | 20525 | 1.4 | QPSK | 1 | 5 | 22.64 | 0 | 0 |
| | 836.5 | 20525 | 1.4 | QPSK | 3 | 0 | 22.57 | 0 | 0 |
| | 836.5 | 20525 | 1.4 | QPSK | 3 | 2 | 22.66 | 0 | 0 |
| | 836.5 | 20525 | 1.4 | QPSK | 3 | 3 | 22.68 | 0 | 0 |
| | 836.5 | 20525 | 1.4 | QPSK | 6 | 0 | 21.67 | 1 | 0-1 |
| | 836.5 | 20525 | 1.4 | 16-QAM | 1 | 0 | 21.51 | 1 | 0-1 |
| | 836.5 | 20525 | 1.4 | 16-QAM | 1 | 2 | 21.44 | 1 | 0-1 |
| | 836.5 | 20525 | 1.4 | 16-QAM | 1 | 5 | 21.47 | 1 | 0-1 |
| | 836.5 | 20525 | 1.4 | 16-QAM | 3 | 0 | 21.69 | 1 | 0-1 |
| | 836.5 | 20525 | 1.4 | 16-QAM | 3 | 2 | 21.68 | 1 | 0-1 |
| | 836.5 | 20525 | 1.4 | 16-QAM | 3 | 3 | 21.72 | 1 | 0-1 |
| | 836.5 | 20525 | 1.4 | 16-QAM | 6 | 0 | 20.75 | 2 | 0-2 |
| High | 848.3 | 20643 | 1.4 | QPSK | 1 | 0 | 22.67 | 0 | 0 |
| | 848.3 | 20643 | 1.4 | QPSK | 1 | 2 | 22.71 | 0 | 0 |
| | 848.3 | 20643 | 1.4 | QPSK | 1 | 5 | 22.66 | 0 | 0 |
| | 848.3 | 20643 | 1.4 | QPSK | 3 | 0 | 22.62 | 0 | 0 |
| | 848.3 | 20643 | 1.4 | QPSK | 3 | 2 | 22.61 | 0 | 0 |
| | 848.3 | 20643 | 1.4 | QPSK | 3 | 3 | 22.62 | 0 | 0 |
| | 848.3 | 20643 | 1.4 | QPSK | 6 | 0 | 21.72 | 1 | 0-1 |
| | 848.3 | 20643 | 1.4 | 16-QAM | 1 | 0 | 21.78 | 1 | 0-1 |
| | 848.3 | 20643 | 1.4 | 16-QAM | 1 | 2 | 21.73 | 1 | 0-1 |
| | 848.3 | 20643 | 1.4 | 16-QAM | 1 | 5 | 21.68 | 1 | 0-1 |
| | 848.3 | 20643 | 1.4 | 16-QAM | 3 | 0 | 21.70 | 1 | 0-1 |
| | 848.3 | 20643 | 1.4 | 16-QAM | 3 | 2 | 21.69 | 1 | 0-1 |
| | 848.3 | 20643 | 1.4 | 16-QAM | 3 | 3 | 21.74 | 1 | 0-1 |
| | 848.3 | 20643 | 1.4 | 16-QAM | 6 | 0 | 20.73 | 2 | 0-2 |

9.3.4 LTE Band 17

Table 9-33
LTE Band 17 Conducted Powers - 10 MHz Bandwidth

| | Frequency [MHz] | Channel | Bandwidth [MHz] | Modulation | RB Size | RB Offset | Conducted Power [dBm] | Target MPR [dB] | MPR Allowed per 3GPP [dB] |
|-----|-----------------|---------|-----------------|------------|---------|-----------|-----------------------|-----------------|---------------------------|
| Mid | 710.0 | 23790 | 10 | QPSK | 1 | 0 | 23.13 | 0 | 0 |
| | 710.0 | 23790 | 10 | QPSK | 1 | 25 | 23.07 | 0 | 0 |
| | 710.0 | 23790 | 10 | QPSK | 1 | 49 | 23.12 | 0 | 0 |
| | 710.0 | 23790 | 10 | QPSK | 25 | 0 | 22.05 | 1 | 0-1 |
| | 710.0 | 23790 | 10 | QPSK | 25 | 12 | 22.06 | 1 | 0-1 |
| | 710.0 | 23790 | 10 | QPSK | 25 | 25 | 22.12 | 1 | 0-1 |
| | 710.0 | 23790 | 10 | QPSK | 50 | 0 | 22.01 | 1 | 0-1 |
| | 710.0 | 23790 | 10 | 16QAM | 1 | 0 | 22.11 | 1 | 0-1 |
| | 710.0 | 23790 | 10 | 16QAM | 1 | 25 | 22.02 | 1 | 0-1 |
| | 710.0 | 23790 | 10 | 16QAM | 1 | 49 | 22.10 | 1 | 0-1 |
| | 710.0 | 23790 | 10 | 16QAM | 25 | 0 | 21.15 | 2 | 0-2 |
| | 710.0 | 23790 | 10 | 16QAM | 25 | 12 | 21.08 | 2 | 0-2 |
| | 710.0 | 23790 | 10 | 16QAM | 25 | 25 | 21.17 | 2 | 0-2 |
| | 710.0 | 23790 | 10 | 16QAM | 50 | 0 | 21.01 | 2 | 0-2 |

Note: LTE Band 17 at 10 MHz bandwidth does not support three non-overlapping channels. Per KDB Publication 941225 D05v02, when a device supports overlapping channel assignment in a channel bandwidth configuration, the middle channel of the group of overlapping channels should be selected for testing.

| | | | | |
|-----------------------------------|---|-------------------------------|-------------|---------------------------------|
| FCC ID: PY7PM-0430 |  PCTEST ENGINEERING LABORATORY, INC. | SAR EVALUATION REPORT | SONY | Reviewed by: Quality Manager |
| Document S/N: 0Y1307011148.PY7 | Test Dates: 05/06/13 - 05/13/13 06/18/13 - 08/08/13 | DUT Type: Portable Handset | | Page 43 of 91 |

**Table 9-34
LTE Band 17 Conducted Powers - 5 MHz Bandwidth**

| | Frequency [MHz] | Channel | Bandwidth [MHz] | Modulation | RB Size | RB Offset | Conducted Power [dBm] | Target MPR [dB] | MPR Allowed per 3GPP [dB] |
|-----|-----------------|---------|-----------------|------------|---------|-----------|-----------------------|-----------------|---------------------------|
| Mid | 710.0 | 23790 | 5 | QPSK | 1 | 0 | 23.10 | 0 | 0 |
| | 710.0 | 23790 | 5 | QPSK | 1 | 12 | 23.09 | 0 | 0 |
| | 710.0 | 23790 | 5 | QPSK | 1 | 24 | 23.15 | 0 | 0 |
| | 710.0 | 23790 | 5 | QPSK | 12 | 0 | 22.10 | 1 | 0-1 |
| | 710.0 | 23790 | 5 | QPSK | 12 | 6 | 22.11 | 1 | 0-1 |
| | 710.0 | 23790 | 5 | QPSK | 12 | 13 | 22.08 | 1 | 0-1 |
| | 710.0 | 23790 | 5 | QPSK | 25 | 0 | 22.03 | 1 | 0-1 |
| | 710.0 | 23790 | 5 | 16-QAM | 1 | 0 | 22.09 | 1 | 0-1 |
| | 710.0 | 23790 | 5 | 16-QAM | 1 | 12 | 22.12 | 1 | 0-1 |
| | 710.0 | 23790 | 5 | 16-QAM | 1 | 24 | 22.19 | 1 | 0-1 |
| | 710.0 | 23790 | 5 | 16-QAM | 12 | 0 | 21.22 | 2 | 0-2 |
| | 710.0 | 23790 | 5 | 16-QAM | 12 | 6 | 21.25 | 2 | 0-2 |
| | 710.0 | 23790 | 5 | 16-QAM | 12 | 13 | 21.27 | 2 | 0-2 |
| | 710.0 | 23790 | 5 | 16-QAM | 25 | 0 | 21.13 | 2 | 0-2 |

9.3.5 LTE Band 7

**Table 9-35
Maximum LTE Band 7 Conducted Powers - 20 MHz Bandwidth
(Representing Hotspot Mode Inactive)**

| | Frequency [MHz] | Channel | Bandwidth [MHz] | Modulation | RB Size | RB Offset | Conducted Power [dBm] | Target MPR [dB] | MPR Allowed per 3GPP [dB] | |
|--------|-----------------|---------|-----------------|------------|---------|-----------|-----------------------|-----------------|---------------------------|-----|
| Low | 2510 | 20850 | 20 | QPSK | 1 | 0 | 22.60 | 0 | 0 | |
| | 2510 | 20850 | 20 | QPSK | 1 | 50 | 22.77 | 0 | 0 | |
| | 2510 | 20850 | 20 | QPSK | 1 | 99 | 22.60 | 0 | 0 | |
| | 2510 | 20850 | 20 | QPSK | 50 | 0 | 21.63 | 1 | 0-1 | |
| | 2510 | 20850 | 20 | QPSK | 50 | 25 | 21.54 | 1 | 0-1 | |
| | 2510 | 20850 | 20 | QPSK | 50 | 50 | 21.61 | 1 | 0-1 | |
| | 2510 | 20850 | 20 | QPSK | 100 | 0 | 21.52 | 1 | 0-1 | |
| | 2510 | 20850 | 20 | 16QAM | 1 | 0 | 21.54 | 1 | 0-1 | |
| | 2510 | 20850 | 20 | 16QAM | 1 | 50 | 21.57 | 1 | 0-1 | |
| | 2510 | 20850 | 20 | 16QAM | 1 | 99 | 21.60 | 1 | 0-1 | |
| | 2510 | 20850 | 20 | 16QAM | 50 | 0 | 20.51 | 2 | 0-2 | |
| | 2510 | 20850 | 20 | 16QAM | 50 | 25 | 20.53 | 2 | 0-2 | |
| | 2510 | 20850 | 20 | 16QAM | 50 | 50 | 20.54 | 2 | 0-2 | |
| | 2510 | 20850 | 20 | 16QAM | 100 | 0 | 20.62 | 2 | 0-2 | |
| | Mid | 2535.0 | 21100 | 20 | QPSK | 1 | 0 | 22.56 | 0 | 0 |
| | | 2535.0 | 21100 | 20 | QPSK | 1 | 50 | 22.58 | 0 | 0 |
| | | 2535.0 | 21100 | 20 | QPSK | 1 | 99 | 22.60 | 0 | 0 |
| | | 2535.0 | 21100 | 20 | QPSK | 50 | 0 | 21.55 | 1 | 0-1 |
| 2535.0 | | 21100 | 20 | QPSK | 50 | 25 | 21.51 | 1 | 0-1 | |
| 2535.0 | | 21100 | 20 | QPSK | 50 | 50 | 21.52 | 1 | 0-1 | |
| 2535.0 | | 21100 | 20 | QPSK | 100 | 0 | 21.55 | 1 | 0-1 | |
| 2535.0 | | 21100 | 20 | 16QAM | 1 | 0 | 21.60 | 1 | 0-1 | |
| 2535.0 | | 21100 | 20 | 16QAM | 1 | 50 | 21.61 | 1 | 0-1 | |
| 2535.0 | | 21100 | 20 | 16QAM | 1 | 99 | 21.66 | 1 | 0-1 | |
| 2535.0 | | 21100 | 20 | 16QAM | 50 | 0 | 20.52 | 2 | 0-2 | |
| 2535.0 | | 21100 | 20 | 16QAM | 50 | 25 | 20.50 | 2 | 0-2 | |
| 2535.0 | | 21100 | 20 | 16QAM | 50 | 50 | 20.50 | 2 | 0-2 | |
| 2535.0 | | 21100 | 20 | 16QAM | 100 | 0 | 20.51 | 2 | 0-2 | |
| High | | 2560 | 21350 | 20 | QPSK | 1 | 0 | 22.50 | 0 | 0 |
| | | 2560 | 21350 | 20 | QPSK | 1 | 50 | 22.51 | 0 | 0 |
| | | 2560 | 21350 | 20 | QPSK | 1 | 99 | 22.75 | 0 | 0 |
| | | 2560 | 21350 | 20 | QPSK | 50 | 0 | 21.51 | 1 | 0-1 |
| | 2560 | 21350 | 20 | QPSK | 50 | 25 | 21.52 | 1 | 0-1 | |
| | 2560 | 21350 | 20 | QPSK | 50 | 50 | 21.51 | 1 | 0-1 | |
| | 2560 | 21350 | 20 | QPSK | 100 | 0 | 21.51 | 1 | 0-1 | |
| | 2560 | 21350 | 20 | 16QAM | 1 | 0 | 21.68 | 1 | 0-1 | |
| | 2560 | 21350 | 20 | 16QAM | 1 | 50 | 21.72 | 1 | 0-1 | |
| | 2560 | 21350 | 20 | 16QAM | 1 | 99 | 21.66 | 1 | 0-1 | |
| | 2560 | 21350 | 20 | 16QAM | 50 | 0 | 20.51 | 2 | 0-2 | |
| | 2560 | 21350 | 20 | 16QAM | 50 | 25 | 20.50 | 2 | 0-2 | |
| | 2560 | 21350 | 20 | 16QAM | 50 | 50 | 20.56 | 2 | 0-2 | |
| | 2560 | 21350 | 20 | 16QAM | 100 | 0 | 20.53 | 2 | 0-2 | |


| | | | | |
|-----------------------------------|---|-------------------------------|-------------|---------------------------------|
| FCC ID: PY7PM-0430 |  PCTEST ENGINEERING LABORATORY, INC. | SAR EVALUATION REPORT | SONY | Reviewed by: Quality Manager |
| Document S/N: 0Y1307011148.PY7 | Test Dates: 05/06/13 - 05/13/13 06/18/13 - 08/08/13 | DUT Type: Portable Handset | | Page 44 of 91 |

Table 9-36
Maximum LTE Band 7 Conducted Powers - 15 MHz Bandwidth
(Representing Hotspot Mode Inactive)

| | Frequency [MHz] | Channel | Bandwidth [MHz] | Modulation | RB Size | RB Offset | Conducted Power [dBm] | Target MPR [dB] | MPR Allowed per 3GPP [dB] | |
|--------|-----------------|---------|-----------------|------------|---------|-----------|-----------------------|-----------------|---------------------------|-----|
| Low | 2507.5 | 20825 | 15 | QPSK | 1 | 0 | 22.55 | 0 | 0 | |
| | 2507.5 | 20825 | 15 | QPSK | 1 | 36 | 22.51 | 0 | 0 | |
| | 2507.5 | 20825 | 15 | QPSK | 1 | 74 | 22.51 | 0 | 0 | |
| | 2507.5 | 20825 | 15 | QPSK | 36 | 0 | 21.54 | 1 | 0-1 | |
| | 2507.5 | 20825 | 15 | QPSK | 36 | 18 | 21.58 | 1 | 0-1 | |
| | 2507.5 | 20825 | 15 | QPSK | 36 | 37 | 21.50 | 1 | 0-1 | |
| | 2507.5 | 20825 | 15 | QPSK | 75 | 0 | 21.56 | 1 | 0-1 | |
| | 2507.5 | 20825 | 15 | 16QAM | 1 | 0 | 21.51 | 1 | 0-1 | |
| | 2507.5 | 20825 | 15 | 16QAM | 1 | 36 | 21.60 | 1 | 0-1 | |
| | 2507.5 | 20825 | 15 | 16QAM | 1 | 74 | 21.53 | 1 | 0-1 | |
| | 2507.5 | 20825 | 15 | 16QAM | 36 | 0 | 20.56 | 2 | 0-2 | |
| | 2507.5 | 20825 | 15 | 16QAM | 36 | 18 | 20.53 | 2 | 0-2 | |
| | 2507.5 | 20825 | 15 | 16QAM | 36 | 37 | 20.50 | 2 | 0-2 | |
| | 2507.5 | 20825 | 15 | 16QAM | 75 | 0 | 20.54 | 2 | 0-2 | |
| | Mid | 2535.0 | 21100 | 15 | QPSK | 1 | 0 | 22.50 | 0 | 0 |
| | | 2535.0 | 21100 | 15 | QPSK | 1 | 36 | 22.53 | 0 | 0 |
| | | 2535.0 | 21100 | 15 | QPSK | 1 | 74 | 22.52 | 0 | 0 |
| | | 2535.0 | 21100 | 15 | QPSK | 36 | 0 | 21.54 | 1 | 0-1 |
| 2535.0 | | 21100 | 15 | QPSK | 36 | 18 | 21.50 | 1 | 0-1 | |
| 2535.0 | | 21100 | 15 | QPSK | 36 | 37 | 21.53 | 1 | 0-1 | |
| 2535.0 | | 21100 | 15 | QPSK | 75 | 0 | 21.51 | 1 | 0-1 | |
| 2535.0 | | 21100 | 15 | 16QAM | 1 | 0 | 21.57 | 1 | 0-1 | |
| 2535.0 | | 21100 | 15 | 16QAM | 1 | 36 | 21.50 | 1 | 0-1 | |
| 2535.0 | | 21100 | 15 | 16QAM | 1 | 74 | 21.58 | 1 | 0-1 | |
| 2535.0 | | 21100 | 15 | 16QAM | 36 | 0 | 20.57 | 2 | 0-2 | |
| 2535.0 | | 21100 | 15 | 16QAM | 36 | 18 | 20.54 | 2 | 0-2 | |
| 2535.0 | | 21100 | 15 | 16QAM | 36 | 37 | 20.50 | 2 | 0-2 | |
| 2535.0 | | 21100 | 15 | 16QAM | 75 | 0 | 20.56 | 2 | 0-2 | |
| High | | 2562.5 | 21375 | 15 | QPSK | 1 | 0 | 22.53 | 0 | 0 |
| | | 2562.5 | 21375 | 15 | QPSK | 1 | 36 | 22.55 | 0 | 0 |
| | | 2562.5 | 21375 | 15 | QPSK | 1 | 74 | 22.51 | 0 | 0 |
| | | 2562.5 | 21375 | 15 | QPSK | 36 | 0 | 21.56 | 1 | 0-1 |
| | 2562.5 | 21375 | 15 | QPSK | 36 | 18 | 21.61 | 1 | 0-1 | |
| | 2562.5 | 21375 | 15 | QPSK | 36 | 37 | 21.53 | 1 | 0-1 | |
| | 2562.5 | 21375 | 15 | QPSK | 75 | 0 | 21.55 | 1 | 0-1 | |
| | 2562.5 | 21375 | 15 | 16QAM | 1 | 0 | 21.57 | 1 | 0-1 | |
| | 2562.5 | 21375 | 15 | 16QAM | 1 | 36 | 21.54 | 1 | 0-1 | |
| | 2562.5 | 21375 | 15 | 16QAM | 1 | 74 | 21.59 | 1 | 0-1 | |
| | 2562.5 | 21375 | 15 | 16QAM | 36 | 0 | 20.58 | 2 | 0-2 | |
| | 2562.5 | 21375 | 15 | 16QAM | 36 | 18 | 20.61 | 2 | 0-2 | |
| | 2562.5 | 21375 | 15 | 16QAM | 36 | 37 | 20.57 | 2 | 0-2 | |
| | 2562.5 | 21375 | 15 | 16QAM | 75 | 0 | 20.53 | 2 | 0-2 | |

Table 9-37
Maximum LTE Band 7 Conducted Powers - 10 MHz Bandwidth
(Representing Hotspot Mode Inactive)

| | Frequency [MHz] | Channel | Bandwidth [MHz] | Modulation | RB Size | RB Offset | Conducted Power [dBm] | Target MPR [dB] | MPR Allowed per 3GPP [dB] | |
|--------|-----------------|---------|-----------------|------------|---------|-----------|-----------------------|-----------------|---------------------------|-----|
| Low | 2505 | 20800 | 10 | QPSK | 1 | 0 | 22.54 | 0 | 0 | |
| | 2505 | 20800 | 10 | QPSK | 1 | 25 | 22.52 | 0 | 0 | |
| | 2505 | 20800 | 10 | QPSK | 1 | 49 | 22.51 | 0 | 0 | |
| | 2505 | 20800 | 10 | QPSK | 25 | 0 | 21.54 | 1 | 0-1 | |
| | 2505 | 20800 | 10 | QPSK | 25 | 12 | 21.57 | 1 | 0-1 | |
| | 2505 | 20800 | 10 | QPSK | 25 | 25 | 21.53 | 1 | 0-1 | |
| | 2505 | 20800 | 10 | QPSK | 50 | 0 | 21.50 | 1 | 0-1 | |
| | 2505 | 20800 | 10 | 16QAM | 1 | 0 | 21.52 | 1 | 0-1 | |
| | 2505 | 20800 | 10 | 16QAM | 1 | 25 | 21.51 | 1 | 0-1 | |
| | 2505 | 20800 | 10 | 16QAM | 1 | 49 | 21.53 | 1 | 0-1 | |
| | 2505 | 20800 | 10 | 16QAM | 25 | 0 | 20.50 | 2 | 0-2 | |
| | 2505 | 20800 | 10 | 16QAM | 25 | 12 | 20.51 | 2 | 0-2 | |
| | 2505 | 20800 | 10 | 16QAM | 25 | 25 | 20.51 | 2 | 0-2 | |
| | 2505 | 20800 | 10 | 16QAM | 50 | 0 | 20.52 | 2 | 0-2 | |
| | Mid | 2535.0 | 21100 | 10 | QPSK | 1 | 0 | 22.52 | 0 | 0 |
| | | 2535.0 | 21100 | 10 | QPSK | 1 | 25 | 22.51 | 0 | 0 |
| | | 2535.0 | 21100 | 10 | QPSK | 1 | 49 | 22.54 | 0 | 0 |
| | | 2535.0 | 21100 | 10 | QPSK | 25 | 0 | 21.56 | 1 | 0-1 |
| 2535.0 | | 21100 | 10 | QPSK | 25 | 12 | 21.52 | 1 | 0-1 | |
| 2535.0 | | 21100 | 10 | QPSK | 25 | 25 | 21.58 | 1 | 0-1 | |
| 2535.0 | | 21100 | 10 | QPSK | 50 | 0 | 21.56 | 1 | 0-1 | |
| 2535.0 | | 21100 | 10 | 16QAM | 1 | 0 | 21.53 | 1 | 0-1 | |
| 2535.0 | | 21100 | 10 | 16QAM | 1 | 25 | 21.50 | 1 | 0-1 | |
| 2535.0 | | 21100 | 10 | 16QAM | 1 | 49 | 21.53 | 1 | 0-1 | |
| 2535.0 | | 21100 | 10 | 16QAM | 25 | 0 | 20.58 | 2 | 0-2 | |
| 2535.0 | | 21100 | 10 | 16QAM | 25 | 12 | 20.54 | 2 | 0-2 | |
| 2535.0 | | 21100 | 10 | 16QAM | 25 | 25 | 20.57 | 2 | 0-2 | |
| 2535.0 | | 21100 | 10 | 16QAM | 50 | 0 | 20.64 | 2 | 0-2 | |
| High | | 2565 | 21400 | 10 | QPSK | 1 | 0 | 22.54 | 0 | 0 |
| | | 2565 | 21400 | 10 | QPSK | 1 | 25 | 22.63 | 0 | 0 |
| | | 2565 | 21400 | 10 | QPSK | 1 | 49 | 22.65 | 0 | 0 |
| | | 2565 | 21400 | 10 | QPSK | 25 | 0 | 21.54 | 1 | 0-1 |
| | 2565 | 21400 | 10 | QPSK | 25 | 12 | 21.56 | 1 | 0-1 | |
| | 2565 | 21400 | 10 | QPSK | 25 | 25 | 21.53 | 1 | 0-1 | |
| | 2565 | 21400 | 10 | QPSK | 50 | 0 | 21.51 | 1 | 0-1 | |
| | 2565 | 21400 | 10 | 16QAM | 1 | 0 | 21.55 | 1 | 0-1 | |
| | 2565 | 21400 | 10 | 16QAM | 1 | 25 | 21.57 | 1 | 0-1 | |
| | 2565 | 21400 | 10 | 16QAM | 1 | 49 | 21.53 | 1 | 0-1 | |
| | 2565 | 21400 | 10 | 16QAM | 25 | 0 | 20.50 | 2 | 0-2 | |
| | 2565 | 21400 | 10 | 16QAM | 25 | 12 | 20.58 | 2 | 0-2 | |
| | 2565 | 21400 | 10 | 16QAM | 25 | 25 | 20.58 | 2 | 0-2 | |
| | 2565 | 21400 | 10 | 16QAM | 50 | 0 | 20.51 | 2 | 0-2 | |


| | | | | |
|-----------------------------------|---|-------------------------------|-------------|---------------------------------|
| FCC ID: PY7PM-0430 |  | SAR EVALUATION REPORT | SONY | Reviewed by: Quality Manager |
| Document S/N: 0Y1307011148.PY7 | Test Dates: 05/06/13 - 05/13/13 06/18/13 - 08/08/13 | DUT Type: Portable Handset | | Page 45 of 91 |

Table 9-38
Maximum LTE Band 7 Conducted Powers - 5 MHz Bandwidth
(Representing Hotspot Mode Inactive)

| | Frequency [MHz] | Channel | Bandwidth [MHz] | Modulation | RB Size | RB Offset | Conducted Power [dBm] | Target MPR [dB] | MPR Allowed per 3GPP [dB] | |
|--------|-----------------|---------|-----------------|------------|---------|-----------|-----------------------|-----------------|---------------------------|-----|
| Low | 2502.5 | 20775 | 5 | QPSK | 1 | 0 | 22.56 | 0 | 0 | |
| | 2502.5 | 20775 | 5 | QPSK | 1 | 12 | 22.51 | 0 | 0 | |
| | 2502.5 | 20775 | 5 | QPSK | 1 | 24 | 22.54 | 0 | 0 | |
| | 2502.5 | 20775 | 5 | QPSK | 12 | 0 | 21.58 | 1 | 0-1 | |
| | 2502.5 | 20775 | 5 | QPSK | 12 | 6 | 21.53 | 1 | 0-1 | |
| | 2502.5 | 20775 | 5 | QPSK | 12 | 13 | 21.54 | 1 | 0-1 | |
| | 2502.5 | 20775 | 5 | QPSK | 25 | 0 | 21.55 | 1 | 0-1 | |
| | 2502.5 | 20775 | 5 | 16-QAM | 1 | 0 | 21.54 | 1 | 0-1 | |
| | 2502.5 | 20775 | 5 | 16-QAM | 1 | 12 | 21.51 | 1 | 0-1 | |
| | 2502.5 | 20775 | 5 | 16-QAM | 1 | 24 | 21.55 | 1 | 0-1 | |
| | 2502.5 | 20775 | 5 | 16-QAM | 12 | 0 | 20.65 | 2 | 0-2 | |
| | 2502.5 | 20775 | 5 | 16-QAM | 12 | 6 | 20.55 | 2 | 0-2 | |
| | 2502.5 | 20775 | 5 | 16-QAM | 12 | 13 | 20.56 | 2 | 0-2 | |
| | 2502.5 | 20775 | 5 | 16-QAM | 25 | 0 | 20.51 | 2 | 0-2 | |
| | Mid | 2535.0 | 21100 | 5 | QPSK | 1 | 0 | 22.53 | 0 | 0 |
| | | 2535.0 | 21100 | 5 | QPSK | 1 | 12 | 22.51 | 0 | 0 |
| | | 2535.0 | 21100 | 5 | QPSK | 1 | 24 | 22.52 | 0 | 0 |
| | | 2535.0 | 21100 | 5 | QPSK | 12 | 0 | 21.53 | 1 | 0-1 |
| 2535.0 | | 21100 | 5 | QPSK | 12 | 6 | 21.50 | 1 | 0-1 | |
| 2535.0 | | 21100 | 5 | QPSK | 12 | 13 | 21.58 | 1 | 0-1 | |
| 2535.0 | | 21100 | 5 | QPSK | 25 | 0 | 21.58 | 1 | 0-1 | |
| 2535.0 | | 21100 | 5 | 16-QAM | 1 | 0 | 21.56 | 1 | 0-1 | |
| 2535.0 | | 21100 | 5 | 16-QAM | 1 | 12 | 21.59 | 1 | 0-1 | |
| 2535.0 | | 21100 | 5 | 16-QAM | 1 | 24 | 21.58 | 1 | 0-1 | |
| 2535.0 | | 21100 | 5 | 16-QAM | 12 | 0 | 20.51 | 2 | 0-2 | |
| 2535.0 | | 21100 | 5 | 16-QAM | 12 | 6 | 20.54 | 2 | 0-2 | |
| 2535.0 | | 21100 | 5 | 16-QAM | 12 | 13 | 20.57 | 2 | 0-2 | |
| 2535.0 | | 21100 | 5 | 16-QAM | 25 | 0 | 20.51 | 2 | 0-2 | |
| High | | 2567.5 | 21425 | 5 | QPSK | 1 | 0 | 22.66 | 0 | 0 |
| | | 2567.5 | 21425 | 5 | QPSK | 1 | 12 | 22.56 | 0 | 0 |
| | | 2567.5 | 21425 | 5 | QPSK | 1 | 24 | 22.52 | 0 | 0 |
| | | 2567.5 | 21425 | 5 | QPSK | 12 | 0 | 21.57 | 1 | 0-1 |
| | 2567.5 | 21425 | 5 | QPSK | 12 | 6 | 21.56 | 1 | 0-1 | |
| | 2567.5 | 21425 | 5 | QPSK | 12 | 13 | 21.57 | 1 | 0-1 | |
| | 2567.5 | 21425 | 5 | QPSK | 25 | 0 | 21.51 | 1 | 0-1 | |
| | 2567.5 | 21425 | 5 | 16-QAM | 1 | 0 | 21.45 | 1 | 0-1 | |
| | 2567.5 | 21425 | 5 | 16-QAM | 1 | 12 | 21.34 | 1 | 0-1 | |
| | 2567.5 | 21425 | 5 | 16-QAM | 1 | 24 | 21.38 | 1 | 0-1 | |
| | 2567.5 | 21425 | 5 | 16-QAM | 12 | 0 | 20.53 | 2 | 0-2 | |
| | 2567.5 | 21425 | 5 | 16-QAM | 12 | 6 | 20.50 | 2 | 0-2 | |
| | 2567.5 | 21425 | 5 | 16-QAM | 12 | 13 | 20.50 | 2 | 0-2 | |
| | 2567.5 | 21425 | 5 | 16-QAM | 25 | 0 | 20.45 | 2 | 0-2 | |

Table 9-39
Reduced LTE Band 7 Conducted Powers - 20 MHz Bandwidth
(Representing Hotspot Mode Active)

| | Frequency [MHz] | Channel | Bandwidth [MHz] | Modulation | RB Size | RB Offset | Conducted Power [dBm] | Target MPR [dB] | MPR Allowed per 3GPP [dB] | |
|--------|-----------------|---------|-----------------|------------|---------|-----------|-----------------------|-----------------|---------------------------|-----|
| Low | 2510 | 20850 | 20 | QPSK | 1 | 0 | 19.70 | 0 | 0 | |
| | 2510 | 20850 | 20 | QPSK | 1 | 49 | 19.66 | 0 | 0 | |
| | 2510 | 20850 | 20 | QPSK | 1 | 99 | 19.68 | 0 | 0 | |
| | 2510 | 20850 | 20 | QPSK | 50 | 0 | 19.49 | 0 | 0-1 | |
| | 2510 | 20850 | 20 | QPSK | 50 | 25 | 19.51 | 0 | 0-1 | |
| | 2510 | 20850 | 20 | QPSK | 50 | 50 | 19.55 | 0 | 0-1 | |
| | 2510 | 20850 | 20 | QPSK | 100 | 0 | 19.54 | 0 | 0-1 | |
| | 2510 | 20850 | 20 | 16QAM | 1 | 0 | 19.77 | 0 | 0-1 | |
| | 2510 | 20850 | 20 | 16QAM | 1 | 49 | 19.67 | 0 | 0-1 | |
| | 2510 | 20850 | 20 | 16QAM | 1 | 99 | 19.78 | 0 | 0-1 | |
| | 2510 | 20850 | 20 | 16QAM | 50 | 0 | 19.45 | 0 | 0-2 | |
| | 2510 | 20850 | 20 | 16QAM | 50 | 25 | 19.47 | 0 | 0-2 | |
| | 2510 | 20850 | 20 | 16QAM | 50 | 50 | 19.55 | 0 | 0-2 | |
| | 2510 | 20850 | 20 | 16QAM | 100 | 0 | 19.51 | 0 | 0-2 | |
| | Mid | 2535.0 | 21100 | 20 | QPSK | 1 | 0 | 19.68 | 0 | 0 |
| | | 2535.0 | 21100 | 20 | QPSK | 1 | 49 | 19.65 | 0 | 0 |
| | | 2535.0 | 21100 | 20 | QPSK | 1 | 99 | 19.71 | 0 | 0 |
| | | 2535.0 | 21100 | 20 | QPSK | 50 | 0 | 19.50 | 0 | 0-1 |
| 2535.0 | | 21100 | 20 | QPSK | 50 | 25 | 19.49 | 0 | 0-1 | |
| 2535.0 | | 21100 | 20 | QPSK | 50 | 50 | 19.50 | 0 | 0-1 | |
| 2535.0 | | 21100 | 20 | QPSK | 100 | 0 | 19.52 | 0 | 0-1 | |
| 2535.0 | | 21100 | 20 | 16QAM | 1 | 0 | 19.75 | 0 | 0-1 | |
| 2535.0 | | 21100 | 20 | 16QAM | 1 | 49 | 19.71 | 0 | 0-1 | |
| 2535.0 | | 21100 | 20 | 16QAM | 1 | 99 | 19.85 | 0 | 0-1 | |
| 2535.0 | | 21100 | 20 | 16QAM | 50 | 0 | 19.41 | 0 | 0-2 | |
| 2535.0 | | 21100 | 20 | 16QAM | 50 | 25 | 19.45 | 0 | 0-2 | |
| 2535.0 | | 21100 | 20 | 16QAM | 50 | 50 | 19.48 | 0 | 0-2 | |
| 2535.0 | | 21100 | 20 | 16QAM | 100 | 0 | 19.53 | 0 | 0-2 | |
| High | | 2560 | 21350 | 20 | QPSK | 1 | 0 | 19.72 | 0 | 0 |
| | | 2560 | 21350 | 20 | QPSK | 1 | 49 | 19.69 | 0 | 0 |
| | | 2560 | 21350 | 20 | QPSK | 1 | 99 | 19.74 | 0 | 0 |
| | | 2560 | 21350 | 20 | QPSK | 50 | 0 | 19.57 | 0 | 0-1 |
| | 2560 | 21350 | 20 | QPSK | 50 | 25 | 19.54 | 0 | 0-1 | |
| | 2560 | 21350 | 20 | QPSK | 50 | 50 | 19.58 | 0 | 0-1 | |
| | 2560 | 21350 | 20 | QPSK | 100 | 0 | 19.56 | 0 | 0-1 | |
| | 2560 | 21350 | 20 | 16QAM | 1 | 0 | 19.76 | 0 | 0-1 | |
| | 2560 | 21350 | 20 | 16QAM | 1 | 49 | 19.71 | 0 | 0-1 | |
| | 2560 | 21350 | 20 | 16QAM | 1 | 99 | 19.80 | 0 | 0-1 | |
| | 2560 | 21350 | 20 | 16QAM | 50 | 0 | 19.46 | 0 | 0-2 | |
| | 2560 | 21350 | 20 | 16QAM | 50 | 25 | 19.44 | 0 | 0-2 | |
| | 2560 | 21350 | 20 | 16QAM | 50 | 50 | 19.50 | 0 | 0-2 | |
| | 2560 | 21350 | 20 | 16QAM | 100 | 0 | 19.51 | 0 | 0-2 | |


| | | | | |
|-----------------------------------|---|-------------------------------|-------------|---------------------------------|
| FCC ID: PY7PM-0430 |  PCTEST ENGINEERING LABORATORY, INC. | SAR EVALUATION REPORT | SONY | Reviewed by: Quality Manager |
| Document S/N: 0Y1307011148.PY7 | Test Dates: 05/06/13 - 05/13/13 06/18/13 - 08/08/13 | DUT Type: Portable Handset | | Page 46 of 91 |

Table 9-40
Reduced LTE Band 7 Conducted Powers - 15 MHz Bandwidth
(Representing Hotspot Mode Active)

| | Frequency [MHz] | Channel | Bandwidth [MHz] | Modulation | RB Size | RB Offset | Conducted Power [dBm] | Target MPR [dB] | MPR Allowed per 3GPP [dB] | |
|--------|-----------------|---------|-----------------|------------|---------|-----------|-----------------------|-----------------|---------------------------|-----|
| Low | 2507.5 | 20825 | 15 | QPSK | 1 | 0 | 19.51 | 0 | 0 | |
| | 2507.5 | 20825 | 15 | QPSK | 1 | 36 | 19.66 | 0 | 0 | |
| | 2507.5 | 20825 | 15 | QPSK | 1 | 74 | 19.60 | 0 | 0 | |
| | 2507.5 | 20825 | 15 | QPSK | 36 | 0 | 19.46 | 0 | 0-1 | |
| | 2507.5 | 20825 | 15 | QPSK | 36 | 18 | 19.48 | 0 | 0-1 | |
| | 2507.5 | 20825 | 15 | QPSK | 36 | 37 | 19.52 | 0 | 0-1 | |
| | 2507.5 | 20825 | 15 | QPSK | 75 | 0 | 19.51 | 0 | 0-1 | |
| | 2507.5 | 20825 | 15 | 16QAM | 1 | 0 | 19.74 | 0 | 0-1 | |
| | 2507.5 | 20825 | 15 | 16QAM | 1 | 36 | 19.64 | 0 | 0-1 | |
| | 2507.5 | 20825 | 15 | 16QAM | 1 | 74 | 19.75 | 0 | 0-1 | |
| | 2507.5 | 20825 | 15 | 16QAM | 36 | 0 | 19.42 | 0 | 0-2 | |
| | 2507.5 | 20825 | 15 | 16QAM | 36 | 18 | 19.44 | 0 | 0-2 | |
| | 2507.5 | 20825 | 15 | 16QAM | 36 | 37 | 19.50 | 0 | 0-2 | |
| | 2507.5 | 20825 | 15 | 16QAM | 75 | 0 | 19.48 | 0 | 0-2 | |
| | Mid | 2535.0 | 21100 | 15 | QPSK | 1 | 0 | 19.42 | 0 | 0 |
| | | 2535.0 | 21100 | 15 | QPSK | 1 | 36 | 19.31 | 0 | 0 |
| | | 2535.0 | 21100 | 15 | QPSK | 1 | 74 | 19.36 | 0 | 0 |
| | | 2535.0 | 21100 | 15 | QPSK | 36 | 0 | 19.34 | 0 | 0-1 |
| 2535.0 | | 21100 | 15 | QPSK | 36 | 18 | 19.30 | 0 | 0-1 | |
| 2535.0 | | 21100 | 15 | QPSK | 36 | 37 | 19.31 | 0 | 0-1 | |
| 2535.0 | | 21100 | 15 | QPSK | 75 | 0 | 19.28 | 0 | 0-1 | |
| 2535.0 | | 21100 | 15 | 16QAM | 1 | 0 | 19.03 | 0 | 0-1 | |
| 2535.0 | | 21100 | 15 | 16QAM | 1 | 36 | 19.05 | 0 | 0-1 | |
| 2535.0 | | 21100 | 15 | 16QAM | 1 | 74 | 19.06 | 0 | 0-1 | |
| 2535.0 | | 21100 | 15 | 16QAM | 36 | 0 | 19.19 | 0 | 0-2 | |
| 2535.0 | | 21100 | 15 | 16QAM | 36 | 18 | 19.18 | 0 | 0-2 | |
| 2535.0 | | 21100 | 15 | 16QAM | 36 | 37 | 19.20 | 0 | 0-2 | |
| 2535.0 | | 21100 | 15 | 16QAM | 75 | 0 | 19.22 | 0 | 0-2 | |
| High | | 2562.5 | 21375 | 15 | QPSK | 1 | 0 | 19.68 | 0 | 0 |
| | | 2562.5 | 21375 | 15 | QPSK | 1 | 36 | 19.65 | 0 | 0 |
| | | 2562.5 | 21375 | 15 | QPSK | 1 | 74 | 19.70 | 0 | 0 |
| | | 2562.5 | 21375 | 15 | QPSK | 36 | 0 | 19.53 | 0 | 0-1 |
| | 2562.5 | 21375 | 15 | QPSK | 36 | 18 | 19.50 | 0 | 0-1 | |
| | 2562.5 | 21375 | 15 | QPSK | 36 | 37 | 19.54 | 0 | 0-1 | |
| | 2562.5 | 21375 | 15 | QPSK | 75 | 0 | 19.52 | 0 | 0-1 | |
| | 2562.5 | 21375 | 15 | 16QAM | 1 | 0 | 19.72 | 0 | 0-1 | |
| | 2562.5 | 21375 | 15 | 16QAM | 1 | 36 | 19.67 | 0 | 0-1 | |
| | 2562.5 | 21375 | 15 | 16QAM | 1 | 74 | 19.76 | 0 | 0-1 | |
| | 2562.5 | 21375 | 15 | 16QAM | 36 | 0 | 19.42 | 0 | 0-2 | |
| | 2562.5 | 21375 | 15 | 16QAM | 36 | 18 | 19.40 | 0 | 0-2 | |
| | 2562.5 | 21375 | 15 | 16QAM | 36 | 37 | 19.46 | 0 | 0-2 | |
| | 2562.5 | 21375 | 15 | 16QAM | 75 | 0 | 19.47 | 0 | 0-2 | |

Table 9-41
Reduced LTE Band 7 Conducted Powers - 10 MHz Bandwidth
(Representing Hotspot Mode Active)

| | Frequency [MHz] | Channel | Bandwidth [MHz] | Modulation | RB Size | RB Offset | Conducted Power [dBm] | Target MPR [dB] | MPR Allowed per 3GPP [dB] | |
|--------|-----------------|---------|-----------------|------------|---------|-----------|-----------------------|-----------------|---------------------------|-----|
| Low | 2505 | 20800 | 10 | QPSK | 1 | 0 | 19.39 | 0 | 0 | |
| | 2505 | 20800 | 10 | QPSK | 1 | 25 | 19.28 | 0 | 0 | |
| | 2505 | 20800 | 10 | QPSK | 1 | 49 | 19.33 | 0 | 0 | |
| | 2505 | 20800 | 10 | QPSK | 25 | 0 | 19.31 | 0 | 0-1 | |
| | 2505 | 20800 | 10 | QPSK | 25 | 12 | 19.27 | 0 | 0-1 | |
| | 2505 | 20800 | 10 | QPSK | 25 | 25 | 19.28 | 0 | 0-1 | |
| | 2505 | 20800 | 10 | QPSK | 50 | 0 | 19.25 | 0 | 0-1 | |
| | 2505 | 20800 | 10 | 16QAM | 1 | 0 | 19.00 | 0 | 0-1 | |
| | 2505 | 20800 | 10 | 16QAM | 1 | 25 | 19.02 | 0 | 0-1 | |
| | 2505 | 20800 | 10 | 16QAM | 1 | 49 | 19.03 | 0 | 0-1 | |
| | 2505 | 20800 | 10 | 16QAM | 25 | 0 | 19.16 | 0 | 0-2 | |
| | 2505 | 20800 | 10 | 16QAM | 25 | 12 | 19.15 | 0 | 0-2 | |
| | 2505 | 20800 | 10 | 16QAM | 25 | 25 | 19.17 | 0 | 0-2 | |
| | 2505 | 20800 | 10 | 16QAM | 50 | 0 | 19.19 | 0 | 0-2 | |
| | Mid | 2535.0 | 21100 | 10 | QPSK | 1 | 0 | 19.51 | 0 | 0 |
| | | 2535.0 | 21100 | 10 | QPSK | 1 | 25 | 19.40 | 0 | 0 |
| | | 2535.0 | 21100 | 10 | QPSK | 1 | 49 | 19.33 | 0 | 0 |
| | | 2535.0 | 21100 | 10 | QPSK | 25 | 0 | 19.31 | 0 | 0-1 |
| 2535.0 | | 21100 | 10 | QPSK | 25 | 12 | 19.28 | 0 | 0-1 | |
| 2535.0 | | 21100 | 10 | QPSK | 25 | 25 | 19.33 | 0 | 0-1 | |
| 2535.0 | | 21100 | 10 | QPSK | 50 | 0 | 19.32 | 0 | 0-1 | |
| 2535.0 | | 21100 | 10 | 16QAM | 1 | 0 | 19.57 | 0 | 0-1 | |
| 2535.0 | | 21100 | 10 | 16QAM | 1 | 25 | 19.49 | 0 | 0-1 | |
| 2535.0 | | 21100 | 10 | 16QAM | 1 | 49 | 19.51 | 0 | 0-1 | |
| 2535.0 | | 21100 | 10 | 16QAM | 25 | 0 | 19.30 | 0 | 0-2 | |
| 2535.0 | | 21100 | 10 | 16QAM | 25 | 12 | 19.34 | 0 | 0-2 | |
| 2535.0 | | 21100 | 10 | 16QAM | 25 | 25 | 19.38 | 0 | 0-2 | |
| 2535.0 | | 21100 | 10 | 16QAM | 50 | 0 | 19.21 | 0 | 0-2 | |
| High | | 2565 | 21400 | 10 | QPSK | 1 | 0 | 19.68 | 0 | 0 |
| | | 2565 | 21400 | 10 | QPSK | 1 | 25 | 19.66 | 0 | 0 |
| | | 2565 | 21400 | 10 | QPSK | 1 | 49 | 19.71 | 0 | 0 |
| | | 2565 | 21400 | 10 | QPSK | 25 | 0 | 19.53 | 0 | 0-1 |
| | 2565 | 21400 | 10 | QPSK | 25 | 12 | 19.50 | 0 | 0-1 | |
| | 2565 | 21400 | 10 | QPSK | 25 | 25 | 19.54 | 0 | 0-1 | |
| | 2565 | 21400 | 10 | QPSK | 50 | 0 | 19.52 | 0 | 0-1 | |
| | 2565 | 21400 | 10 | 16QAM | 1 | 0 | 19.72 | 0 | 0-1 | |
| | 2565 | 21400 | 10 | 16QAM | 1 | 25 | 19.67 | 0 | 0-1 | |
| | 2565 | 21400 | 10 | 16QAM | 1 | 49 | 19.76 | 0 | 0-1 | |
| | 2565 | 21400 | 10 | 16QAM | 25 | 0 | 19.46 | 0 | 0-2 | |
| | 2565 | 21400 | 10 | 16QAM | 25 | 12 | 19.40 | 0 | 0-2 | |
| | 2565 | 21400 | 10 | 16QAM | 25 | 25 | 19.46 | 0 | 0-2 | |
| | 2565 | 21400 | 10 | 16QAM | 50 | 0 | 19.47 | 0 | 0-2 | |


| | | | | |
|-----------------------------------|---|-------------------------------|-------------|---------------------------------|
| FCC ID: PY7PM-0430 |  PCTEST ENGINEERING LABORATORY, INC. | SAR EVALUATION REPORT | SONY | Reviewed by: Quality Manager |
| Document S/N: 0Y1307011148.PY7 | Test Dates: 05/06/13 - 05/13/13 06/18/13 - 08/08/13 | DUT Type: Portable Handset | | Page 47 of 91 |

Table 9-42
Reduced LTE Band 7 Conducted Powers - 5 MHz Bandwidth
(Representing Hotspot Mode Active)

| Frequency [MHz] | Channel | Bandwidth [MHz] | Modulation | RB Size | RB Offset | Conducted Power [dBm] | Target MPR [dB] | MPR Allowed per 3GPP [dB] |
|-----------------|---------|-----------------|------------|---------|-----------|-----------------------|-----------------|---------------------------|
| Low | 2502.5 | 20775 | 5 | QPSK | 1 | 0 | 19.37 | 0 |
| | 2502.5 | 20775 | 5 | QPSK | 1 | 12 | 19.26 | 0 |
| | 2502.5 | 20775 | 5 | QPSK | 1 | 24 | 19.31 | 0 |
| | 2502.5 | 20775 | 5 | QPSK | 12 | 0 | 19.29 | 0 |
| | 2502.5 | 20775 | 5 | QPSK | 12 | 6 | 19.25 | 0 |
| | 2502.5 | 20775 | 5 | QPSK | 12 | 13 | 19.26 | 0 |
| | 2502.5 | 20775 | 5 | QPSK | 25 | 0 | 19.23 | 0 |
| | 2502.5 | 20775 | 5 | 16-QAM | 1 | 0 | 18.98 | 0 |
| | 2502.5 | 20775 | 5 | 16-QAM | 1 | 12 | 19.00 | 0 |
| | 2502.5 | 20775 | 5 | 16-QAM | 1 | 24 | 19.01 | 0 |
| | 2502.5 | 20775 | 5 | 16-QAM | 12 | 0 | 19.14 | 0 |
| | 2502.5 | 20775 | 5 | 16-QAM | 12 | 6 | 19.13 | 0 |
| | 2502.5 | 20775 | 5 | 16-QAM | 12 | 13 | 19.15 | 0 |
| | 2502.5 | 20775 | 5 | 16-QAM | 25 | 0 | 19.17 | 0 |
| | 2535.0 | 21100 | 5 | QPSK | 1 | 0 | 19.49 | 0 |
| | 2535.0 | 21100 | 5 | QPSK | 1 | 12 | 19.38 | 0 |
| | 2535.0 | 21100 | 5 | QPSK | 1 | 24 | 19.31 | 0 |
| | 2535.0 | 21100 | 5 | QPSK | 12 | 0 | 19.29 | 0 |
| | 2535.0 | 21100 | 5 | QPSK | 12 | 6 | 19.26 | 0 |
| | 2535.0 | 21100 | 5 | QPSK | 12 | 13 | 19.31 | 0 |
| 2535.0 | 21100 | 5 | QPSK | 25 | 0 | 19.30 | 0 | |
| 2535.0 | 21100 | 5 | 16-QAM | 1 | 0 | 19.55 | 0 | |
| 2535.0 | 21100 | 5 | 16-QAM | 1 | 12 | 19.47 | 0 | |
| 2535.0 | 21100 | 5 | 16-QAM | 1 | 24 | 19.49 | 0 | |
| 2535.0 | 21100 | 5 | 16-QAM | 12 | 0 | 19.28 | 0 | |
| 2535.0 | 21100 | 5 | 16-QAM | 12 | 6 | 19.32 | 0 | |
| 2535.0 | 21100 | 5 | 16-QAM | 12 | 13 | 19.36 | 0 | |
| 2535.0 | 21100 | 5 | 16-QAM | 25 | 0 | 19.19 | 0 | |
| High | 2567.5 | 21425 | 5 | QPSK | 1 | 0 | 19.66 | 0 |
| | 2567.5 | 21425 | 5 | QPSK | 1 | 12 | 19.64 | 0 |
| | 2567.5 | 21425 | 5 | QPSK | 1 | 24 | 19.69 | 0 |
| | 2567.5 | 21425 | 5 | QPSK | 12 | 0 | 19.51 | 0 |
| | 2567.5 | 21425 | 5 | QPSK | 12 | 6 | 19.48 | 0 |
| | 2567.5 | 21425 | 5 | QPSK | 12 | 13 | 19.52 | 0 |
| | 2567.5 | 21425 | 5 | QPSK | 25 | 0 | 19.50 | 0 |
| | 2567.5 | 21425 | 5 | 16-QAM | 1 | 0 | 19.70 | 0 |
| | 2567.5 | 21425 | 5 | 16-QAM | 1 | 12 | 19.65 | 0 |
| | 2567.5 | 21425 | 5 | 16-QAM | 1 | 24 | 19.74 | 0 |
| | 2567.5 | 21425 | 5 | 16-QAM | 12 | 0 | 19.44 | 0 |
| | 2567.5 | 21425 | 5 | 16-QAM | 12 | 6 | 19.38 | 0 |
| | 2567.5 | 21425 | 5 | 16-QAM | 12 | 13 | 19.44 | 0 |
| | 2567.5 | 21425 | 5 | 16-QAM | 25 | 0 | 19.45 | 0 |


9.4 WLAN Conducted Powers

Table 11-43
IEEE 802.11b Average RF Power

| Mode | Freq [MHz] | Channel | 802.11b (2.4 GHz) Conducted Power [dBm] | | | |
|---------|------------|---------|---|-------|-------|-------|
| | | | Data Rate [Mbps] | | | |
| | | | 1 | 2 | 5.5 | 11 |
| 802.11b | 2412 | 1* | 11.18 | 11.26 | 10.84 | 11.29 |
| 802.11b | 2417 | 2* | 12.25 | 12.32 | 12.31 | 12.30 |
| 802.11b | 2437 | 6* | 13.13 | 13.26 | 13.07 | 13.03 |
| 802.11b | 2457 | 10* | 11.77 | 11.76 | 11.75 | 11.71 |
| 802.11b | 2462 | 11* | 11.66 | 11.64 | 11.21 | 11.19 |

Table 11-44
IEEE 802.11g Average RF Power

| Mode | Freq [MHz] | Channel | 802.11g (2.4 GHz) Conducted Power [dBm] | | | | | | | |
|---------|------------|---------|---|-------|-------|-------|-------|-------|-------|-------|
| | | | Data Rate [Mbps] | | | | | | | |
| | | | 6 | 9 | 12 | 18 | 24 | 36 | 48 | 54 |
| 802.11g | 2412 | 1 | 11.14 | 11.13 | 11.12 | 11.13 | 11.09 | 11.08 | 10.66 | 10.66 |
| 802.11g | 2417 | 2 | 12.05 | 12.06 | 12.07 | 12.07 | 12.01 | 12.03 | 11.99 | 12.00 |
| 802.11g | 2437 | 6 | 13.02 | 12.98 | 12.96 | 12.98 | 12.96 | 12.93 | 12.91 | 12.89 |
| 802.11g | 2457 | 10 | 11.67 | 11.65 | 11.59 | 11.64 | 11.62 | 11.55 | 11.59 | 11.62 |
| 802.11g | 2462 | 11 | 10.97 | 10.96 | 10.96 | 10.95 | 10.94 | 10.91 | 10.93 | 10.94 |

| | | | | |
|-----------------------------------|---|-------------------------------|-------------|---------------------------------|
| FCC ID: PY7PM-0430 |  PCTEST ENGINEERING LABORATORY, INC. | SAR EVALUATION REPORT | SONY | Reviewed by: Quality Manager |
| Document S/N: 0Y1307011148.PY7 | Test Dates: 05/06/13 - 05/13/13 06/18/13 - 08/08/13 | DUT Type: Portable Handset | | Page 48 of 91 |

**Table 11-45
IEEE 802.11n Average RF Power**

| Mode | Freq | Channel | 802.11n (2.4 GHz) Conducted Power [dBm] | | | | | | | |
|---------|-------|---------|---|-------|-------|-------|-------|-------|-------|-------|
| | | | Data Rate [Mbps] | | | | | | | |
| | [MHz] | | 6.5 | 13 | 20 | 26 | 39 | 52 | 58 | 65 |
| 802.11n | 2412 | 1 | 10.71 | 10.71 | 10.71 | 11.15 | 10.67 | 10.64 | 10.66 | 11.11 |
| 802.11n | 2417 | 2 | 12.16 | 12.08 | 12.06 | 12.03 | 12.05 | 12.07 | 12.06 | 11.99 |
| 802.11n | 2437 | 6 | 13.01 | 13.01 | 13.04 | 12.98 | 12.96 | 12.98 | 12.96 | 12.95 |
| 802.11n | 2457 | 10 | 11.64 | 11.66 | 11.65 | 11.59 | 11.62 | 11.57 | 11.64 | 11.65 |
| 802.11n | 2462 | 11 | 11.08 | 11.06 | 11.07 | 11.01 | 11.00 | 10.99 | 10.97 | 11.01 |

**Table 11-46
IEEE 802.11a Average RF Power**

| Mode | Freq | Channel | 802.11a (5GHz) Conducted Power [dBm] | | | | | | | |
|---------|-------------|-------------|--------------------------------------|-------|-------|-------|-------|-------|-------|-------|
| | | | Data Rate [Mbps] | | | | | | | |
| | [MHz] | | 6 | 9 | 12 | 18 | 24 | 36 | 48 | 54 |
| 802.11a | 5180 | 36* | 12.99 | 13.45 | 13.41 | 13.43 | 12.48 | 12.11 | 11.61 | 11.59 |
| 802.11a | 5200 | 40 | 13.39 | 13.41 | 13.33 | 13.35 | 12.41 | 12.42 | 11.97 | 11.95 |
| 802.11a | 5220 | 44 | 13.38 | 13.41 | 13.45 | 13.45 | 12.50 | 11.63 | 11.65 | 11.64 |
| 802.11a | 5240 | 48* | 13.39 | 13.36 | 13.37 | 13.40 | 12.46 | 12.47 | 12.02 | 12.49 |
| 802.11a | 5260 | 52* | 12.93 | 12.87 | 12.90 | 12.90 | 11.93 | 11.97 | 11.94 | 11.95 |
| 802.11a | 5280 | 56 | 12.83 | 12.85 | 12.89 | 12.87 | 11.94 | 11.98 | 11.95 | 11.98 |
| 802.11a | 5300 | 60 | 12.41 | 12.38 | 12.32 | 12.29 | 11.92 | 11.46 | 11.87 | 11.48 |
| 802.11a | 5320 | 64* | 12.73 | 12.76 | 12.74 | 12.74 | 11.85 | 12.28 | 12.28 | 12.33 |
| 802.11a | 5500 | 100 | 11.09 | 11.10 | 11.11 | 11.16 | 11.05 | 11.09 | 11.05 | 11.06 |
| 802.11a | 5520 | 104* | 11.23 | 11.24 | 11.14 | 11.18 | 11.18 | 11.12 | 11.11 | 11.07 |
| 802.11a | 5540 | 108 | 10.71 | 11.30 | 11.27 | 11.25 | 11.13 | 10.18 | 10.16 | 10.14 |
| 802.11a | 5560 | 112 | 11.31 | 11.35 | 11.31 | 11.34 | 11.23 | 10.20 | 10.74 | 10.74 |
| 802.11a | 5580 | 116* | 11.12 | 11.17 | 11.12 | 11.14 | 11.12 | 11.10 | 11.09 | 11.12 |
| 802.11a | 5600 | 120 | N/A | N/A | N/A | N/A | N/A | N/A | N/A | N/A |
| 802.11a | 5620 | 124* | N/A | N/A | N/A | N/A | N/A | N/A | N/A | N/A |
| 802.11a | 5640 | 128 | N/A | N/A | N/A | N/A | N/A | N/A | N/A | N/A |
| 802.11a | 5660 | 132 | 11.45 | 11.45 | 11.47 | 11.50 | 11.41 | 10.90 | 10.87 | 10.89 |
| 802.11a | 5680 | 136* | 10.44 | 11.02 | 11.01 | 11.02 | 10.47 | 10.45 | 10.43 | 10.41 |
| 802.11a | 5700 | 140 | 10.76 | 10.72 | 10.76 | 10.78 | 10.77 | 10.69 | 10.70 | 10.72 |
| 802.11a | 5745 | 149* | 12.87 | 13.35 | 12.84 | 12.85 | 11.87 | 11.89 | 11.86 | 11.89 |
| 802.11a | 5765 | 153 | 13.48 | 13.41 | 13.45 | 12.95 | 11.52 | 11.45 | 11.46 | 11.50 |
| 802.11a | 5785 | 157* | 12.61 | 13.12 | 13.09 | 13.12 | 11.63 | 11.63 | 11.71 | 11.62 |
| 802.11a | 5805 | 161* | 12.67 | 12.69 | 12.73 | 12.75 | 11.27 | 11.25 | 11.27 | 11.32 |
| 802.11a | 5825 | 165 | 13.25 | 13.25 | 13.49 | 12.82 | 11.81 | 11.89 | 11.74 | 11.82 |

Per FCC KDB Publication 443999 and RSS-210 A9.2(3), transmission on channels which overlap the 5600-5650 MHz is prohibited as a client. This device does not transmit any beacons or initiate any transmissions in 5.3 and 5.5 GHz Band.

(*) – indicates default channels per KDB Publication 248227 D01v01r02. When the adjacent channels are higher in power than the default channels, these “required channels” are considered for SAR testing instead of the default channels.


| | | | | |
|-----------------------------------|---|-------------------------------|-------------|---------------------------------|
| FCC ID: PY7PM-0430 |  | SAR EVALUATION REPORT | SONY | Reviewed by: Quality Manager |
| Document S/N: 0Y1307011148.PY7 | Test Dates: 05/06/13 - 05/13/13 06/18/13 - 08/08/13 | DUT Type: Portable Handset | | Page 49 of 91 |

Table 11-47
IEEE 802.11n Average RF Power – 20 MHz Bandwidth

| Mode | Freq | Channel | 20MHz BW 802.11n (5GHz) Conducted Power [dBm] | | | | | | | |
|---------|-------|---------|---|-------|-------|-------|-------|-------|-------|-------|
| | | | Data Rate [Mbps] | | | | | | | |
| | [MHz] | 6.5 | 13 | 20 | 26 | 39 | 52 | 58 | 65 | |
| 802.11n | 5180 | 36 | 11.31 | 11.76 | 11.78 | 11.77 | 11.74 | 11.73 | 11.71 | 11.75 |
| 802.11n | 5200 | 40 | 11.69 | 11.71 | 11.69 | 11.64 | 11.63 | 11.66 | 11.65 | 11.65 |
| 802.11n | 5220 | 44 | 11.58 | 11.56 | 11.62 | 11.63 | 11.62 | 11.54 | 11.59 | 11.60 |
| 802.11n | 5240 | 48 | 11.57 | 11.60 | 11.56 | 11.51 | 11.54 | 11.52 | 11.52 | 11.54 |
| 802.11n | 5260 | 52 | 11.91 | 11.96 | 11.93 | 11.89 | 11.93 | 11.92 | 11.87 | 11.92 |
| 802.11n | 5280 | 56 | 11.86 | 11.32 | 11.35 | 11.94 | 11.93 | 11.86 | 11.85 | 11.83 |
| 802.11n | 5300 | 60 | 11.44 | 11.53 | 11.49 | 11.43 | 11.91 | 11.45 | 11.89 | 11.41 |
| 802.11n | 5320 | 64 | 10.93 | 10.94 | 10.91 | 10.91 | 10.89 | 11.35 | 11.37 | 11.35 |
| 802.11n | 5500 | 100 | 10.03 | 9.96 | 9.97 | 9.95 | 10.03 | 9.97 | 10.01 | 10.00 |
| 802.11n | 5520 | 104 | 10.05 | 10.06 | 10.02 | 9.96 | 10.06 | 10.02 | 10.07 | 10.04 |
| 802.11n | 5540 | 108 | 10.17 | 10.15 | 10.11 | 10.08 | 10.11 | 10.07 | 10.14 | 10.11 |
| 802.11n | 5560 | 112 | 10.18 | 10.20 | 10.17 | 10.18 | 10.13 | 10.16 | 10.17 | 10.13 |
| 802.11n | 5580 | 116 | 10.08 | 10.07 | 10.12 | 10.10 | 10.07 | 10.09 | 10.08 | 10.06 |
| 802.11n | 5600 | 120 | N/A | N/A | N/A | N/A | N/A | N/A | N/A | N/A |
| 802.11n | 5620 | 124 | N/A | N/A | N/A | N/A | N/A | N/A | N/A | N/A |
| 802.11n | 5640 | 128 | N/A | N/A | N/A | N/A | N/A | N/A | N/A | N/A |
| 802.11n | 5660 | 132 | 10.32 | 10.39 | 10.34 | 10.34 | 10.36 | 10.36 | 10.28 | 10.31 |
| 802.11n | 5680 | 136 | 10.31 | 10.40 | 10.41 | 10.42 | 10.37 | 10.39 | 10.34 | 10.35 |
| 802.11n | 5700 | 140 | 10.31 | 10.34 | 10.29 | 10.24 | 10.30 | 10.32 | 10.29 | 10.36 |
| 802.11n | 5745 | 149 | 11.90 | 11.92 | 11.94 | 11.89 | 11.91 | 11.94 | 11.91 | 11.93 |
| 802.11n | 5765 | 153 | 11.57 | 11.57 | 11.99 | 11.96 | 11.54 | 11.54 | 11.52 | 11.51 |
| 802.11n | 5785 | 157 | 11.61 | 11.68 | 11.64 | 11.67 | 11.61 | 11.57 | 11.66 | 11.65 |
| 802.11n | 5805 | 161 | 11.78 | 11.78 | 11.80 | 11.78 | 11.74 | 11.74 | 11.71 | 11.74 |
| 802.11n | 5825 | 165 | 11.39 | 11.34 | 11.83 | 11.78 | 11.81 | 11.80 | 11.34 | 11.33 |



| | | | | |
|-----------------------------------|---|-------------------------------|-------------|---------------------------------|
| FCC ID: PY7PM-0430 |  | SAR EVALUATION REPORT | SONY | Reviewed by: Quality Manager |
| Document S/N: 0Y1307011148.PY7 | Test Dates: 05/06/13 - 05/13/13 06/18/13 - 08/08/13 | DUT Type: Portable Handset | | Page 50 of 91 |

Table 11-48
IEEE 802.11n Average RF Power – 40 MHz Bandwidth

| Mode | Freq | Channel | 40MHz BW 802.11n (5GHz) Conducted Power [dBm] | | | | | | | |
|---------|-------|---------|---|-------|-------|-------|-------|-------|-------|-------|
| | | | Data Rate [Mbps] | | | | | | | |
| | [MHz] | | 13.5 | 27 | 40.5 | 54 | 81 | 108 | 121.5 | 135 |
| 802.11n | 5190 | 38 | 10.79 | 10.82 | 10.86 | 10.78 | 10.79 | 11.69 | 10.73 | 10.82 |
| 802.11n | 5230 | 46 | 11.07 | 11.10 | 11.12 | 11.10 | 11.05 | 11.03 | 11.06 | 11.07 |
| 802.11n | 5270 | 54 | 10.98 | 11.01 | 11.07 | 10.99 | 10.97 | 10.97 | 11.03 | 10.99 |
| 802.11n | 5310 | 62 | 10.98 | 10.89 | 10.89 | 10.89 | 10.90 | 10.89 | 10.88 | 10.89 |
| 802.11n | 5510 | 102 | 10.88 | 10.91 | 10.90 | 10.85 | 10.83 | 10.88 | 10.85 | 10.86 |
| 802.11n | 5550 | 110 | 10.47 | 10.50 | 10.56 | 10.50 | 10.47 | 10.46 | 10.47 | 10.45 |
| 802.11n | 5590 | 118 | N/A | N/A | N/A | N/A | N/A | N/A | N/A | N/A |
| 802.11n | 5630 | 126 | N/A | N/A | N/A | N/A | N/A | N/A | N/A | N/A |
| 802.11n | 5670 | 134 | 9.98 | 10.01 | 10.04 | 9.96 | 9.95 | 9.99 | 9.94 | 9.95 |
| 802.11n | 5755 | 151 | 11.01 | 11.03 | 11.02 | 11.01 | 11.01 | 11.02 | 11.05 | 11.04 |
| 802.11n | 5795 | 159 | 11.18 | 11.19 | 11.17 | 11.18 | 11.19 | 11.15 | 11.14 | 11.16 |

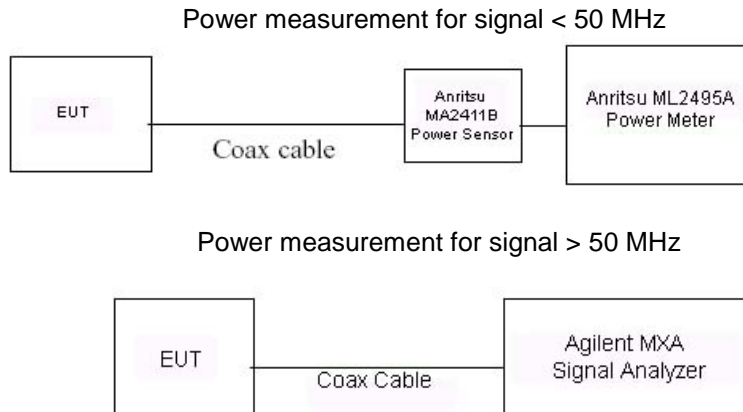
Table 11-49
IEEE 802.11ac Average RF Power – 80 MHz Bandwidth

| Mode | Freq | Channel | 80MHz BW 802.11ac (5GHz) Conducted Power [dBm] | | | | | | | |
|----------|-------|---------|--|-------|-------|-------|-------|-------|-------|-------|
| | | | Data Rate [Mbps] | | | | | | | |
| | [MHz] | | 29.3 | 58.5 | 87.8 | 117 | 175.5 | 234 | 263.3 | 292.5 |
| 802.11ac | 5210 | 42 | 10.62 | 10.63 | 10.52 | 10.59 | 9.49 | 9.51 | 9.50 | 9.48 |
| 802.11ac | 5290 | 58 | 10.35 | 10.34 | 10.36 | 10.32 | 9.57 | 9.60 | 9.59 | 9.63 |
| 802.11ac | 5530 | 106 | 10.84 | 10.95 | 10.96 | 10.90 | 10.49 | 10.46 | 10.47 | 10.48 |
| 802.11ac | 5775 | 155 | 11.04 | 11.05 | 11.11 | 11.13 | 10.02 | 10.13 | 10.12 | 10.09 |


| | | | | |
|-----------------------------------|---|-------------------------------|-------------|---------------------------------|
| FCC ID: PY7PM-0430 |  | SAR EVALUATION REPORT | SONY | Reviewed by: Quality Manager |
| Document S/N: 0Y1307011148.PY7 | Test Dates: 05/06/13 - 05/13/13 06/18/13 - 08/08/13 | DUT Type: Portable Handset | | Page 51 of 91 |

Justification for reduced test configurations for WIFI channels per KDB Publication 248227 D01v01r02 and October 2012/April 2013 FCC/TCB Meeting Notes:

- For 2.4 GHz, highest average RF output power channel for the lowest data rate for IEEE 802.11b were selected for SAR evaluation. Other IEEE 802.11 modes (including 802.11g/n) were not investigated since the average output powers over all channels and data rates were not more than 0.25 dB higher than the tested channel in the lowest data rate of IEEE 802.11b mode.
- According to KDB 248227 D01 Page 4, "802.11b/g modes are tested on channels 1,6,11; however, if output power reduction is necessary for channels 1 and/or 11 to meet restricted band requirements the highest output channels closest to each of these channels must be tested instead." Therefore, channels 2 and 10 were additionally considered.
- For 5 GHz, highest average RF output power channel for the lowest data rate for IEEE 802.11a were selected for SAR evaluation. Other IEEE 802.11 modes (including 802.11n 20 MHz and 40 MHz) were not investigated since the average output powers over all channels and data rates were not more than 0.25 dB higher than the tested channel in the lowest data rate of IEEE 802.11a mode.
- Full SAR tests for all IEEE 802.11ac configurations were not required because the average output power was not more than 0.25 dB higher than IEEE 802.11a mode. IEEE 802.11ac was evaluated for the highest IEEE 802.11a position in each 5 GHz band and exposure condition.
- When the maximum extrapolated peak SAR of the zoom scan for the maximum output channel is <1.6 W/kg and the reported 1g averaged SAR is <0.8 W/kg, SAR testing on other channels is not required. Otherwise, the other default (or corresponding required) test channels were additionally tested using the lowest data rate.
- The bolded data rate and channel above were tested for SAR.
- The average output powers for 802.11ac -20MHz (VHT20) and 802.11ac - 40 MHz (VHT40) modes are equivalent to the 802.11n - 20 MHz (HT20) and 802.11n -40MHz (HT40). Therefore, no additional measurements were required for the lower bandwidths for 802.11ac.
- There is no power reduction for WIFI antenna.



**Figure 9-3
Power Measurement Setup**

| | | | | |
|-----------------------------------|---|-------------------------------|-------------|---------------------------------|
| FCC ID: PY7PM-0430 |  PCTEST ENGINEERING LABORATORY, INC. | SAR EVALUATION REPORT | SONY | Reviewed by: Quality Manager |
| Document S/N: 0Y1307011148.PY7 | Test Dates: 05/06/13 - 05/13/13 06/18/13 - 08/08/13 | DUT Type: Portable Handset | | Page 52 of 91 |


10 SYSTEM VERIFICATION

10.1 Tissue Verification

The SAR measurement systems have implemented the SAR error compensation algorithms documented in draft standard IEEE P1528-2011 to automatically compensate the measured SAR results for deviations between the measured and required tissue dielectric parameters for all frequencies. The test lab has verified that the required SAR error compensation algorithm has been correctly applied to only scale up the measured SAR, and not downward.

**Table 10-1
Measured Tissue Properties - Head**


| Calibrated for Tests Performed on: | Tissue Type | Tissue Temp During Calibration (C°) | Measured Frequency (MHz) | Measured Conductivity, σ (S/m) | Measured Dielectric Constant, ϵ | TARGET Conductivity, σ (S/m) | TARGET Dielectric Constant, ϵ | % dev σ | % dev ϵ |
|------------------------------------|---------------|-------------------------------------|--------------------------|---------------------------------------|--|-------------------------------------|--|----------------|------------------|
| 07/17/2013 | 740H | 21.6 | 710 | 0.885 | 41.298 | 0.887 | 42.113 | -0.23% | -1.94% |
| | | | 725 | 0.898 | 41.120 | 0.888 | 42.033 | 1.13% | -2.17% |
| | | | 740 | 0.914 | 40.909 | 0.889 | 41.953 | 2.81% | -2.49% |
| | | | 755 | 0.927 | 40.662 | 0.891 | 41.876 | 4.04% | -2.90% |
| 07/10/2013 | 835H | 22.9 | 820 | 0.893 | 40.803 | 0.898 | 41.571 | -0.56% | -1.85% |
| | | | 835 | 0.907 | 40.598 | 0.900 | 41.500 | 0.78% | -2.17% |
| | | | 850 | 0.921 | 40.405 | 0.916 | 41.500 | 0.55% | -2.64% |
| 07/23/2013 | 835H | 23.4 | 820 | 0.904 | 40.855 | 0.898 | 41.571 | 0.67% | -1.72% |
| | | | 835 | 0.918 | 40.674 | 0.900 | 41.500 | 2.00% | -1.99% |
| 07/25/2013 | 835H | 22.8 | 850 | 0.932 | 40.490 | 0.916 | 41.500 | 1.75% | -2.43% |
| | | | 820 | 0.922 | 41.430 | 0.898 | 41.571 | 2.67% | -0.34% |
| 07/25/2013 | 1750H | 22.4 | 835 | 0.936 | 41.226 | 0.900 | 41.500 | 4.00% | -0.66% |
| | | | 850 | 0.950 | 41.027 | 0.916 | 41.500 | 3.71% | -1.14% |
| | | | 1710 | 1.376 | 39.498 | 1.348 | 40.136 | 2.08% | -1.59% |
| 07/15/2013 | 1900H | 23.4 | 1750 | 1.408 | 39.380 | 1.370 | 40.100 | 2.77% | -1.80% |
| | | | 1790 | 1.444 | 39.119 | 1.394 | 40.020 | 3.59% | -2.25% |
| 07/17/2013 | 1900H | 22.0 | 1850 | 1.332 | 40.096 | 1.400 | 40.000 | -4.86% | 0.24% |
| | | | 1880 | 1.365 | 39.987 | 1.400 | 40.000 | -2.50% | -0.03% |
| | | | 1910 | 1.398 | 39.883 | 1.400 | 40.000 | -0.14% | -0.29% |
| 06/18/2013 | 2450H | 22.9 | 1850 | 1.371 | 40.385 | 1.400 | 40.000 | -2.07% | 0.96% |
| | | | 1880 | 1.399 | 40.231 | 1.400 | 40.000 | -0.07% | 0.58% |
| 07/18/2013 | 2450H - 2600H | 24.0 | 1910 | 1.428 | 40.100 | 1.400 | 40.000 | 2.00% | 0.25% |
| | | | 2401 | 1.818 | 40.156 | 1.758 | 39.298 | 3.41% | 2.18% |
| | | | 2450 | 1.878 | 39.996 | 1.800 | 39.200 | 4.33% | 2.03% |
| | | | 2499 | 1.940 | 39.724 | 1.852 | 39.135 | 4.75% | 1.51% |
| 05/09/2013 | 5200H-5800H | 23.5 | 2401 | 1.790 | 38.700 | 1.758 | 39.298 | 1.82% | -1.52% |
| | | | 2450 | 1.846 | 38.495 | 1.800 | 39.200 | 2.56% | -1.80% |
| | | | 2499 | 1.902 | 38.290 | 1.852 | 39.135 | 2.70% | -2.16% |
| | | | 2500 | 1.903 | 38.276 | 1.853 | 39.133 | 2.70% | -2.19% |
| | | | 2550 | 1.962 | 38.070 | 1.907 | 39.067 | 2.88% | -2.55% |
| | | | 2600 | 2.018 | 37.879 | 1.960 | 39.000 | 2.96% | -2.87% |
| | | | 5180 | 4.456 | 37.170 | 4.639 | 36.020 | -3.94% | 3.19% |
| | | | 5200 | 4.489 | 37.242 | 4.660 | 36.000 | -3.67% | 3.45% |
| | | | 5220 | 4.499 | 37.194 | 4.680 | 35.980 | -3.87% | 3.37% |
| | | | 5240 | 4.516 | 37.189 | 4.700 | 35.960 | -3.91% | 3.42% |
| | | | 5260 | 4.538 | 37.198 | 4.720 | 35.940 | -3.86% | 3.50% |
| | | | 5280 | 4.557 | 37.166 | 4.740 | 35.920 | -3.86% | 3.47% |
| | | | 5300 | 4.565 | 37.130 | 4.760 | 35.900 | -4.10% | 3.43% |
| | | | 5320 | 4.598 | 37.104 | 4.780 | 35.880 | -3.81% | 3.41% |
| | | | 5500 | 4.768 | 36.807 | 4.965 | 35.650 | -3.97% | 3.25% |
| | | | 5520 | 4.811 | 36.807 | 4.986 | 35.620 | -3.51% | 3.33% |
| 5540 | 4.802 | 36.796 | 5.007 | 35.590 | -4.09% | 3.39% | | | |
| 5560 | 4.838 | 36.723 | 5.028 | 35.560 | -3.78% | 3.27% | | | |
| 5580 | 4.842 | 36.700 | 5.049 | 35.530 | -4.10% | 3.29% | | | |
| 5600 | 4.884 | 36.704 | 5.070 | 35.500 | -3.67% | 3.39% | | | |
| 5620 | 4.910 | 36.624 | 5.090 | 35.480 | -3.54% | 3.22% | | | |
| 5640 | 4.925 | 36.654 | 5.110 | 35.460 | -3.62% | 3.37% | | | |
| 5660 | 4.955 | 36.672 | 5.130 | 35.440 | -3.41% | 3.48% | | | |
| 5680 | 4.969 | 36.555 | 5.150 | 35.420 | -3.51% | 3.20% | | | |
| 5700 | 4.992 | 36.544 | 5.170 | 35.400 | -3.44% | 3.23% | | | |
| 5745 | 5.033 | 36.440 | 5.215 | 35.355 | -3.49% | 3.07% | | | |
| 5765 | 5.077 | 36.481 | 5.235 | 35.335 | -3.02% | 3.24% | | | |
| 5785 | 5.081 | 36.438 | 5.255 | 35.315 | -3.31% | 3.18% | | | |
| 5800 | 5.092 | 36.381 | 5.270 | 35.300 | -3.38% | 3.06% | | | |
| 5805 | 5.092 | 36.409 | 5.275 | 35.295 | -3.47% | 3.16% | | | |
| 5825 | 5.117 | 36.432 | 5.296 | 35.275 | -3.38% | 3.28% | | | |
| 5800 | 5.034 | 35.217 | 5.270 | 35.300 | -4.48% | -0.24% | | | |
| 05/13/2013 | 5200H-5800H | 21.8 | 5825 | 5.084 | 35.262 | 5.296 | 35.275 | -4.00% | -0.04% |

| | | | | |
|-----------------------------------|---|-------------------------------|-------------|---------------------------------|
| FCC ID: PY7PM-0430 |  | SAR EVALUATION REPORT | SONY | Reviewed by: Quality Manager |
| Document S/N: 0Y1307011148.PY7 | Test Dates: 05/06/13 - 05/13/13 06/18/13 - 08/08/13 | DUT Type: Portable Handset | | Page 53 of 91 |

**Table 10-2
Measured Tissue Properties - Body**

| Calibrated for Tests Performed on: | Tissue Type | Tissue Temp During Calibration (C°) | Measured Frequency (MHz) | Measured Conductivity, σ (S/m) | Measured Dielectric Constant, ϵ | TARGET Conductivity, σ (S/m) | TARGET Dielectric Constant, ϵ | % dev σ | % dev ϵ |
|------------------------------------|---------------|-------------------------------------|--------------------------|---------------------------------------|--|-------------------------------------|--|----------------|------------------|
| 07/14/2013 | 740B | 22.8 | 710 | 0.928 | 55.352 | 0.960 | 55.687 | -3.33% | -0.60% |
| | | | 725 | 0.942 | 55.179 | 0.961 | 55.629 | -1.98% | -0.81% |
| | | | 740 | 0.956 | 55.024 | 0.963 | 55.570 | -0.73% | -0.98% |
| | | | 755 | 0.970 | 54.886 | 0.964 | 55.512 | 0.62% | -1.13% |
| 07/08/2013 | 835B | 23.5 | 820 | 1.000 | 55.872 | 0.969 | 55.258 | 3.20% | 1.11% |
| | | | 835 | 1.014 | 55.695 | 0.970 | 55.200 | 4.54% | 0.90% |
| | | | 850 | 1.030 | 55.507 | 0.988 | 55.154 | 4.25% | 0.64% |
| 08/08/2013 | 835B | 22.1 | 820 | 1.001 | 54.201 | 0.969 | 55.258 | 3.30% | -1.91% |
| | | | 835 | 1.014 | 54.054 | 0.970 | 55.200 | 4.54% | -2.08% |
| | | | 850 | 1.030 | 53.869 | 0.988 | 55.154 | 4.25% | -2.33% |
| 07/11/2013 | 1750B | 22.8 | 1710 | 1.477 | 52.518 | 1.460 | 53.540 | 1.16% | -1.91% |
| | | | 1750 | 1.522 | 52.353 | 1.490 | 53.430 | 2.15% | -2.02% |
| | | | 1790 | 1.570 | 52.176 | 1.510 | 53.330 | 3.97% | -2.16% |
| 07/15/2013 | 1750B | 22.6 | 1710 | 1.402 | 53.286 | 1.460 | 53.540 | -3.97% | -0.47% |
| | | | 1750 | 1.449 | 53.197 | 1.490 | 53.430 | -2.75% | -0.44% |
| | | | 1790 | 1.496 | 53.050 | 1.510 | 53.330 | -0.93% | -0.53% |
| 07/18/2013 | 1750B | 22.5 | 1710 | 1.405 | 52.676 | 1.460 | 53.540 | -3.77% | -1.61% |
| | | | 1750 | 1.448 | 52.522 | 1.490 | 53.430 | -2.82% | -1.70% |
| | | | 1790 | 1.495 | 52.393 | 1.510 | 53.330 | -0.99% | -1.76% |
| 07/26/2013 | 1750B | 22.8 | 1710 | 1.440 | 51.396 | 1.460 | 53.540 | -1.37% | -4.00% |
| | | | 1750 | 1.478 | 51.225 | 1.490 | 53.430 | -0.81% | -4.13% |
| | | | 1790 | 1.521 | 51.136 | 1.510 | 53.330 | 0.73% | -4.11% |
| 08/01/2013 | 1750B | 23.0 | 1710 | 1.472 | 51.192 | 1.460 | 53.540 | 0.82% | -4.39% |
| | | | 1750 | 1.513 | 51.058 | 1.490 | 53.430 | 1.54% | -4.44% |
| | | | 1790 | 1.557 | 50.923 | 1.510 | 53.330 | 3.11% | -4.51% |
| 07/08/2013 | 1900B | 22.6 | 1850 | 1.482 | 54.208 | 1.520 | 53.300 | -2.50% | 1.70% |
| | | | 1880 | 1.511 | 54.125 | 1.520 | 53.300 | -0.59% | 1.55% |
| | | | 1910 | 1.553 | 54.032 | 1.520 | 53.300 | 2.17% | 1.37% |
| 07/11/2013 | 1900B | 23.3 | 1850 | 1.496 | 53.312 | 1.520 | 53.300 | -1.58% | 0.02% |
| | | | 1880 | 1.517 | 53.240 | 1.520 | 53.300 | -0.20% | -0.11% |
| | | | 1910 | 1.588 | 52.947 | 1.520 | 53.300 | 4.47% | -0.66% |
| 07/22/2013 | 1900B | 23.7 | 1850 | 1.460 | 52.146 | 1.520 | 53.300 | -3.95% | -2.17% |
| | | | 1880 | 1.489 | 52.040 | 1.520 | 53.300 | -2.04% | -2.36% |
| | | | 1910 | 1.519 | 51.933 | 1.520 | 53.300 | -0.07% | -2.56% |
| 07/25/2013 | 1900B | 23.7 | 1850 | 1.468 | 53.286 | 1.520 | 53.300 | -3.42% | -0.03% |
| | | | 1880 | 1.498 | 53.173 | 1.520 | 53.300 | -1.45% | -0.24% |
| | | | 1910 | 1.527 | 53.079 | 1.520 | 53.300 | 0.46% | -0.41% |
| 08/01/2013 | 1900B | 23.9 | 1850 | 1.468 | 53.386 | 1.520 | 53.300 | -3.42% | 0.16% |
| | | | 1880 | 1.502 | 53.261 | 1.520 | 53.300 | -1.18% | -0.07% |
| | | | 1910 | 1.539 | 53.147 | 1.520 | 53.300 | 1.25% | -0.29% |
| 08/05/2013 | 1900B | 22.7 | 1850 | 1.512 | 50.914 | 1.520 | 53.300 | -0.53% | -4.48% |
| | | | 1880 | 1.551 | 50.818 | 1.520 | 53.300 | 2.04% | -4.66% |
| | | | 1910 | 1.588 | 50.715 | 1.520 | 53.300 | 4.47% | -4.85% |
| 06/18/2013 | 2450B | 22.7 | 2401 | 1.976 | 50.372 | 1.903 | 52.765 | 3.84% | -4.54% |
| | | | 2450 | 2.045 | 50.224 | 1.950 | 52.700 | 4.87% | -4.70% |
| | | | 2499 | 2.111 | 50.031 | 2.019 | 52.638 | 4.56% | -4.95% |
| 07/22/2013 | 2450B - 2600B | 22.6 | 2401 | 1.966 | 52.854 | 1.903 | 52.765 | 3.31% | 0.17% |
| | | | 2450 | 2.031 | 52.669 | 1.950 | 52.700 | 4.15% | -0.06% |
| | | | 2499 | 2.099 | 52.471 | 2.019 | 52.638 | 3.96% | -0.32% |
| | | | 2500 | 2.101 | 52.454 | 2.021 | 52.509 | 3.96% | -0.10% |
| 08/02/2013 | 2450B - 2600B | 23.3 | 2550 | 2.171 | 52.260 | 2.092 | 52.445 | 3.78% | -0.35% |
| | | | 2600 | 2.239 | 52.077 | 2.163 | 52.381 | 3.51% | -0.58% |
| | | | 2401 | 1.927 | 51.561 | 1.903 | 52.765 | 1.26% | -2.28% |
| | | | 2450 | 1.971 | 51.167 | 1.950 | 52.700 | 1.08% | -2.91% |
| | | | 2499 | 2.023 | 51.097 | 2.019 | 52.638 | 0.20% | -2.93% |
| | | | 2500 | 2.021 | 51.102 | 2.021 | 52.636 | 0.00% | -2.91% |
| 05/06/2013 | 5200B-5800B | 22.4 | 5200 | 5.437 | 47.182 | 5.299 | 49.014 | 2.60% | -3.74% |
| | | | 5220 | 5.463 | 47.153 | 5.323 | 48.987 | 2.63% | -3.74% |
| | | | 5240 | 5.465 | 47.113 | 5.346 | 48.933 | 2.23% | -3.72% |
| | | | 5260 | 5.485 | 47.060 | 5.369 | 48.906 | 2.16% | -3.77% |
| | | | 5280 | 5.512 | 46.987 | 5.393 | 48.879 | 2.21% | -3.87% |
| | | | 5300 | 5.546 | 46.946 | 5.416 | 48.851 | 2.40% | -3.90% |
| | | | 5320 | 5.570 | 46.975 | 5.439 | 48.607 | 2.41% | -3.36% |
| | | | 5500 | 5.801 | 46.707 | 5.650 | 48.580 | 2.67% | -3.86% |
| | | | 5520 | 5.815 | 46.646 | 5.673 | 48.553 | 2.50% | -3.93% |
| | | | 5540 | 5.844 | 46.565 | 5.696 | 48.526 | 2.60% | -4.04% |
| | | | 5560 | 5.882 | 46.564 | 5.720 | 48.499 | 2.83% | -3.99% |
| | | | 5600 | 5.946 | 46.517 | 5.766 | 48.444 | 3.12% | -3.98% |
| | | | 5660 | 6.007 | 46.397 | 5.837 | 48.363 | 2.91% | -4.07% |
| | | | 5765 | 6.177 | 46.255 | 5.959 | 48.220 | 3.66% | -4.08% |
| | | | 5785 | 6.183 | 46.200 | 5.982 | 48.242 | 3.36% | -4.23% |
| | | | 5800 | 6.198 | 46.110 | 6.000 | 48.200 | 3.30% | -4.34% |
| | | | 5805 | 6.202 | 46.123 | 6.005 | 48.166 | 3.28% | -4.24% |
| | | | 5825 | 6.240 | 46.038 | 6.029 | 48.132 | 3.50% | -4.35% |

The above measured tissue parameters were used in the DASY software. The DASY software was used to perform interpolation to determine the dielectric parameters at the SAR test device frequencies (per IEEE 1528 6.6.1.2). The tissue parameters listed in the SAR test plots may slightly differ from the table above due to significant digit rounding in the software.


| | | | | |
|-----------------------------------|---|-------------------------------|-------------|---------------------------------|
| FCC ID: PY7PM-0430 |  | SAR EVALUATION REPORT | SONY | Reviewed by: Quality Manager |
| Document S/N: 0Y1307011148.PY7 | Test Dates: 05/06/13 - 05/13/13 06/18/13 - 08/08/13 | DUT Type: Portable Handset | | Page 54 of 91 |

10.2 Test System Verification

Prior to SAR assessment, the system is verified to $\pm 10\%$ of the SAR measurement on the reference dipole at the time of calibration by the calibration facility. Full system validation status and result summary can be found in Appendix E.


Table 10-3
System Verification Results - Head

| System Verification TARGET & MEASURED | | | | | | | | | | | | |
|--|------------------------|-------------|------------|----------------|------------------|-----------------|-----------|----------|-----------------------------------|-------------------------------------|---|-----------------------------|
| SAR System # | Tissue Frequency (MHz) | Tissue Type | Date: | Amb. Temp (°C) | Liquid Temp (°C) | Input Power (W) | Dipole SN | Probe SN | Measured SAR _{1g} (W/kg) | 1 W Target SAR _{1g} (W/kg) | 1 W Normalized SAR _{1g} (W/kg) | Deviation _{1g} (%) |
| C | 750 | HEAD | 07/17/2013 | 21.0 | 21.6 | 0.100 | 1054 | 3022 | 0.807 | 8.500 | 8.070 | -5.06% |
| D | 835 | HEAD | 07/10/2013 | 24.2 | 22.9 | 0.100 | 4d132 | 3288 | 0.960 | 9.660 | 9.600 | -0.62% |
| D | 835 | HEAD | 07/23/2013 | 23.5 | 23.4 | 0.100 | 4d026 | 3288 | 0.918 | 9.390 | 9.180 | -2.24% |
| D | 835 | HEAD | 07/25/2013 | 23.4 | 23.4 | 0.100 | 4d026 | 3288 | 0.996 | 9.390 | 9.960 | 6.07% |
| B | 1750 | HEAD | 07/25/2013 | 23.3 | 22.4 | 0.100 | 1008 | 3287 | 3.770 | 36.800 | 37.700 | 2.45% |
| C | 1900 | HEAD | 07/15/2013 | 22.1 | 22.5 | 0.100 | 5d080 | 3022 | 3.970 | 39.400 | 39.700 | 0.76% |
| G | 1900 | HEAD | 07/17/2013 | 23.9 | 22.0 | 0.100 | 5d148 | 3209 | 3.830 | 39.700 | 38.300 | -3.53% |
| B | 2450 | HEAD | 06/18/2013 | 23.4 | 22.9 | 0.100 | 719 | 3287 | 5.340 | 52.700 | 53.400 | 1.33% |
| C | 2450 | HEAD | 07/18/2013 | 23.0 | 23.5 | 0.100 | 719 | 3022 | 5.620 | 52.700 | 56.200 | 6.64% |
| C | 2600 | HEAD | 07/18/2013 | 23.0 | 23.5 | 0.100 | 1004 | 3022 | 6.220 | 58.200 | 62.200 | 6.87% |
| E | 5200 | HEAD | 05/09/2013 | 24.4 | 23.3 | 0.100 | 1120 | 3920 | 6.880 | 76.000 | 68.800 | -9.47% |
| E | 5300 | HEAD | 05/09/2013 | 24.5 | 23.3 | 0.100 | 1120 | 3920 | 8.370 | 78.700 | 83.700 | 6.35% |
| E | 5500 | HEAD | 05/09/2013 | 24.3 | 23.2 | 0.100 | 1120 | 3920 | 8.260 | 80.100 | 82.600 | 3.12% |
| E | 5600 | HEAD | 05/09/2013 | 24.3 | 23.3 | 0.100 | 1120 | 3920 | 7.500 | 79.900 | 75.000 | -6.13% |
| E | 5800 | HEAD | 05/09/2013 | 24.3 | 23.3 | 0.100 | 1120 | 3920 | 7.200 | 74.900 | 72.000 | -3.87% |
| E | 5800 | HEAD | 05/13/2013 | 22.1 | 21.5 | 0.100 | 1120 | 3920 | 7.540 | 74.900 | 75.400 | 0.67% |

| | | | | |
|-----------------------------------|---|-------------------------------|-------------|---------------------------------|
| FCC ID: PY7PM-0430 |  | SAR EVALUATION REPORT | SONY | Reviewed by: Quality Manager |
| Document S/N: 0Y1307011148.PY7 | Test Dates: 05/06/13 - 05/13/13 06/18/13 - 08/08/13 | DUT Type: Portable Handset | | Page 55 of 91 |

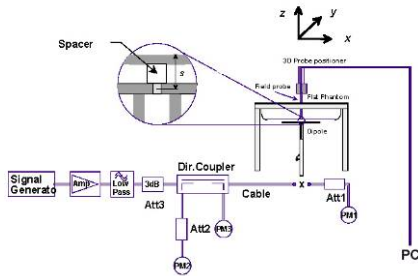
**Table 10-4
System Verification Results - Body**

| System Verification TARGET & MEASURED | | | | | | | | | | | | |
|--|------------------------|-------------|------------|----------------|------------------|-----------------|-----------|----------|-----------------------------------|-------------------------------------|---|-----------------------------|
| SAR System # | Tissue Frequency (MHz) | Tissue Type | Date: | Amb. Temp (°C) | Liquid Temp (°C) | Input Power (W) | Dipole SN | Probe SN | Measured SAR _{1g} (W/kg) | 1 W Target SAR _{1g} (W/kg) | 1 W Normalized SAR _{1g} (W/kg) | Deviation _{1g} (%) |
| G | 750 | BODY | 07/14/2013 | 24.5 | 22.8 | 0.100 | 1003 | 3209 | 0.848 | 8.830 | 8.480 | -3.96% |
| G | 835 | BODY | 07/08/2013 | 24.9 | 23.5 | 0.100 | 4d132 | 3209 | 0.978 | 9.360 | 9.780 | 4.49% |
| G | 835 | BODY | 08/08/2013 | 24.3 | 22.1 | 0.100 | 4d026 | 3209 | 1.020 | 9.580 | 10.200 | 6.47% |
| E | 1750 | BODY | 07/11/2013 | 23.9 | 23.1 | 0.100 | 1051 | 3920 | 3.890 | 37.800 | 38.900 | 2.91% |
| D | 1750 | BODY | 07/15/2013 | 21.9 | 22.6 | 0.100 | 1051 | 3288 | 3.700 | 37.800 | 37.000 | -2.12% |
| B | 1750 | BODY | 07/26/2013 | 23.7 | 22.8 | 0.100 | 1008 | 3287 | 3.960 | 38.200 | 39.600 | 3.66% |
| B | 1900 | BODY | 07/08/2013 | 23.2 | 22.8 | 0.100 | 5d080 | 3287 | 4.250 | 40.300 | 42.500 | 5.46% |
| B | 1900 | BODY | 07/11/2013 | 23.1 | 22.9 | 0.100 | 5d080 | 3287 | 4.220 | 40.300 | 42.200 | 4.71% |
| E | 1900 | BODY | 07/22/2013 | 22.8 | 23.4 | 0.100 | 5d148 | 3920 | 4.220 | 40.800 | 42.200 | 3.43% |
| E | 1900 | BODY | 07/25/2013 | 24.2 | 23.7 | 0.100 | 5d148 | 3920 | 4.100 | 40.800 | 41.000 | 0.49% |
| B | 1900 | BODY | 08/05/2013 | 23.3 | 23.1 | 0.100 | 5d141 | 3287 | 4.040 | 41.500 | 40.400 | -2.65% |
| C | 2450 | BODY | 06/18/2013 | 22.9 | 22.7 | 0.040 | 719 | 3022 | 2.080 | 51.600 | 52.000 | 0.78% |
| C | 2450 | BODY | 07/22/2013 | 23.0 | 22.6 | 0.100 | 719 | 3022 | 5.480 | 51.600 | 54.800 | 6.20% |
| C | 2600 | BODY | 07/22/2013 | 23.0 | 22.6 | 0.100 | 1004 | 3022 | 5.670 | 57.500 | 56.700 | -1.39% |
| A | 5200 | BODY | 05/06/2013 | 23.6 | 21.8 | 0.100 | 1057 | 3589 | 7.570 | 75.500 | 75.700 | 0.26% |
| A | 5300 | BODY | 05/06/2013 | 23.6 | 21.8 | 0.100 | 1057 | 3589 | 8.090 | 75.300 | 80.900 | 7.44% |
| A | 5500 | BODY | 05/06/2013 | 23.6 | 21.8 | 0.100 | 1057 | 3589 | 8.110 | 80.800 | 81.100 | 0.37% |
| A | 5600 | BODY | 05/06/2013 | 23.7 | 21.9 | 0.100 | 1057 | 3589 | 8.480 | 80.300 | 84.800 | 5.60% |
| A | 5800 | BODY | 05/06/2013 | 23.7 | 21.8 | 0.100 | 1057 | 3589 | 7.420 | 75.100 | 74.200 | -1.20% |

| | | | | |
|-----------------------------------|---|-------------------------------|-------------|---------------------------------|
| FCC ID: PY7PM-0430 |  | SAR EVALUATION REPORT | SONY | Reviewed by: Quality Manager |
| Document S/N: 0Y1307011148.PY7 | Test Dates: 05/06/13 - 05/13/13 06/18/13 - 08/08/13 | DUT Type: Portable Handset | | Page 56 of 91 |

**Table 10-5
System Verification Results - Extremity SAR**

| System Verification TARGET & MEASURED | | | | | | | | | | | | |
|--|------------------------|-------------|------------|----------------|------------------|-----------------|-----------|----------|------------------------------------|--------------------------------------|-----------------------------------|------------------------------|
| SAR System # | Tissue Frequency (MHz) | Tissue Type | Date: | Amb. Temp (°C) | Liquid Temp (°C) | Input Power (W) | Dipole SN | Probe SN | Measured SAR _{10g} (W/kg) | 1 W Target SAR _{10g} (W/kg) | 1 W Normalized SAR _{10g} | Deviation _{10g} (%) |
| D | 1750 | BODY | 07/18/2013 | 24.4 | 22.5 | 0.100 | 1051 | 3288 | 2.010 | 20.400 | 20.100 | -1.47% |
| B | 1750 | BODY | 08/01/2013 | 23.2 | 23.0 | 0.100 | 1008 | 3287 | 2.080 | 20.400 | 20.800 | 1.96% |
| E | 1900 | BODY | 08/01/2013 | 23.6 | 23.7 | 0.100 | 5d148 | 3920 | 2.210 | 20.500 | 22.100 | 7.80% |
| B | 1900 | BODY | 08/05/2013 | 23.3 | 23.1 | 0.100 | 5d141 | 3287 | 2.100 | 20.500 | 21.000 | 2.44% |
| C | 2450 | BODY | 08/02/2013 | 23.1 | 23.2 | 0.100 | 719 | 3022 | 2.470 | 24.000 | 24.700 | 2.92% |
| C | 2600 | BODY | 08/02/2013 | 23.3 | 23.2 | 0.100 | 1004 | 3022 | 2.420 | 24.600 | 24.200 | -1.63% |
| A | 5200 | BODY | 05/06/2013 | 23.6 | 21.8 | 0.100 | 1057 | 3589 | 2.080 | 21.100 | 20.800 | -1.42% |
| A | 5300 | BODY | 05/06/2013 | 23.6 | 21.8 | 0.100 | 1057 | 3589 | 2.230 | 21.100 | 22.300 | 5.69% |
| A | 5500 | BODY | 05/06/2013 | 23.6 | 21.8 | 0.100 | 1057 | 3589 | 2.220 | 22.400 | 22.200 | -0.89% |
| A | 5600 | BODY | 05/06/2013 | 23.7 | 21.9 | 0.100 | 1057 | 3589 | 2.310 | 22.300 | 23.100 | 3.59% |
| A | 5800 | BODY | 05/06/2013 | 23.7 | 21.8 | 0.100 | 1057 | 3589 | 2.020 | 20.700 | 20.200 | -2.42% |



**Figure 10-1
System Verification Setup Diagram**



**Figure 10-2
System Verification Setup Photo**

| | | | | |
|-----------------------------------|---|-------------------------------|--|---------------------------------|
| FCC ID: PY7PM-0430 | | SAR EVALUATION REPORT | | Reviewed by: Quality Manager |
| Document S/N: 0Y1307011148.PY7 | Test Dates: 05/06/13 - 05/13/13 06/18/13 - 08/08/13 | DUT Type: Portable Handset | | Page 57 of 91 |

11 SAR DATA SUMMARY

11.1 Standalone Head SAR Data

**Table 11-1
GSM 850 Head SAR**


| MEASUREMENT RESULTS | | | | | | | | | | | | | | |
|---|-----|-----------|---------|-----------------------------|-----------------------|------------------|---|---------------|----------------------|------------|----------|----------------|-----------------|--------|
| FREQUENCY | | Mode/Band | Service | Maximum Allowed Power [dBm] | Conducted Power [dBm] | Power Drift [dB] | Side | Test Position | Device Serial Number | Duty Cycle | SAR (1g) | Scaling Factor | Scaled SAR (1g) | Plot # |
| MHz | Ch. | | | | | | | | | | (W/kg) | | (W/kg) | |
| 824.20 | 128 | GSM 850 | GSM | 33.6 | 32.82 | 0.18 | Right | Cheek | 8628 | 1:8.3 | 0.213 | 1.197 | 0.255 | A1 |
| 836.60 | 190 | GSM 850 | GSM | 33.6 | 33.03 | -0.02 | Right | Cheek | 8628 | 1:8.3 | 0.206 | 1.140 | 0.235 | |
| 848.80 | 251 | GSM 850 | GSM | 33.6 | 33.01 | -0.07 | Right | Cheek | 8628 | 1:8.3 | 0.202 | 1.146 | 0.231 | |
| 836.60 | 190 | GSM 850 | GSM | 33.6 | 33.03 | -0.14 | Right | Tilt | 8628 | 1:8.3 | 0.151 | 1.140 | 0.172 | |
| 836.60 | 190 | GSM 850 | GSM | 33.6 | 33.03 | 0.19 | Left | Cheek | 8628 | 1:8.3 | 0.186 | 1.140 | 0.212 | |
| 836.60 | 190 | GSM 850 | GSM | 33.6 | 33.03 | -0.02 | Left | Tilt | 8628 | 1:8.3 | 0.162 | 1.140 | 0.185 | |
| ANSI / IEEE C95.1 1992 - SAFETY LIMIT Spatial Peak Uncontrolled Exposure/General Population | | | | | | | Head 1.6 W/kg (mW/g) averaged over 1 gram | | | | | | | |

**Table 11-2
GSM 1900 Head SAR**

| MEASUREMENT RESULTS | | | | | | | | | | | | | | |
|---|-----|-----------|---------|-----------------------------|-----------------------|------------------|---|---------------|----------------------|------------|----------|----------------|-----------------|--------|
| FREQUENCY | | Mode/Band | Service | Maximum Allowed Power [dBm] | Conducted Power [dBm] | Power Drift [dB] | Side | Test Position | Device Serial Number | Duty Cycle | SAR (1g) | Scaling Factor | Scaled SAR (1g) | Plot # |
| MHz | Ch. | | | | | | | | | | (W/kg) | | (W/kg) | |
| 1880.00 | 661 | GSM 1900 | GSM | 30.6 | 30.31 | 0.03 | Right | Cheek | 8624 | 1:8.3 | 0.063 | 1.069 | 0.067 | |
| 1880.00 | 661 | GSM 1900 | GSM | 30.6 | 30.31 | 0.20 | Right | Tilt | 8624 | 1:8.3 | 0.030 | 1.069 | 0.032 | |
| 1850.20 | 512 | GSM 1900 | GSM | 30.6 | 30.23 | -0.02 | Left | Cheek | 8624 | 1:8.3 | 0.089 | 1.089 | 0.097 | |
| 1880.00 | 661 | GSM 1900 | GSM | 30.6 | 30.31 | 0.02 | Left | Cheek | 8624 | 1:8.3 | 0.104 | 1.069 | 0.111 | |
| 1909.80 | 810 | GSM 1900 | GSM | 30.6 | 30.47 | -0.07 | Left | Cheek | 8624 | 1:8.3 | 0.128 | 1.030 | 0.132 | A2 |
| 1880.00 | 661 | GSM 1900 | GSM | 30.6 | 30.31 | -0.13 | Left | Tilt | 8624 | 1:8.3 | 0.019 | 1.069 | 0.020 | |
| ANSI / IEEE C95.1 1992 - SAFETY LIMIT Spatial Peak Uncontrolled Exposure/General Population | | | | | | | Head 1.6 W/kg (mW/g) averaged over 1 gram | | | | | | | |

**Table 11-3
UMTS 850 Head SAR**

| MEASUREMENT RESULTS | | | | | | | | | | | | | | |
|---|------|-----------|---------|-----------------------------|-----------------------|------------------|---|---------------|----------------------|------------|----------|----------------|-----------------|--------|
| FREQUENCY | | Mode/Band | Service | Maximum Allowed Power [dBm] | Conducted Power [dBm] | Power Drift [dB] | Side | Test Position | Device Serial Number | Duty Cycle | SAR (1g) | Scaling Factor | Scaled SAR (1g) | Plot # |
| MHz | Ch. | | | | | | | | | | (W/kg) | | (W/kg) | |
| 826.40 | 4132 | UMTS 850 | RMC | 24.5 | 24.46 | -0.04 | Right | Cheek | 8613 | 1:1 | 0.322 | 1.009 | 0.325 | |
| 836.60 | 4183 | UMTS 850 | RMC | 24.5 | 24.47 | -0.05 | Right | Cheek | 8613 | 1:1 | 0.337 | 1.007 | 0.339 | |
| 846.60 | 4233 | UMTS 850 | RMC | 24.5 | 24.48 | -0.04 | Right | Cheek | 8613 | 1:1 | 0.350 | 1.005 | 0.352 | A3 |
| 836.60 | 4183 | UMTS 850 | RMC | 24.5 | 24.47 | -0.05 | Right | Tilt | 8613 | 1:1 | 0.211 | 1.007 | 0.212 | |
| 836.60 | 4183 | UMTS 850 | RMC | 24.5 | 24.47 | 0.12 | Left | Cheek | 8613 | 1:1 | 0.292 | 1.007 | 0.294 | |
| 836.60 | 4183 | UMTS 850 | RMC | 24.5 | 24.47 | -0.08 | Left | Tilt | 8613 | 1:1 | 0.221 | 1.007 | 0.223 | |
| ANSI / IEEE C95.1 1992 - SAFETY LIMIT Spatial Peak Uncontrolled Exposure/General Population | | | | | | | Head 1.6 W/kg (mW/g) averaged over 1 gram | | | | | | | |

| | | | | |
|-----------------------------------|---|-------------------------------|-------------|---------------------------------|
| FCC ID: PY7PM-0430 |  | SAR EVALUATION REPORT | SONY | Reviewed by: Quality Manager |
| Document S/N: 0Y1307011148.PY7 | Test Dates: 05/06/13 - 05/13/13 06/18/13 - 08/08/13 | DUT Type: Portable Handset | | Page 58 of 91 |

**Table 11-4
UMTS 1900 Head SAR**


| MEASUREMENT RESULTS | | | | | | | | | | | | | | |
|---|------|-----------|---------|-----------------------------|-----------------------|------------------|---|---------------|----------------------|------------|----------|----------------|-----------------|--------|
| FREQUENCY | | Mode/Band | Service | Maximum Allowed Power [dBm] | Conducted Power [dBm] | Power Drift [dB] | Side | Test Position | Device Serial Number | Duty Cycle | SAR (1g) | Scaling Factor | Scaled SAR (1g) | Plot # |
| MHz | Ch. | | | | | | | | | | (W/kg) | | (W/kg) | |
| 1880.00 | 9400 | UMTS 1900 | RMC | 24.0 | 23.62 | -0.12 | Right | Cheek | 8613 | 1:1 | 0.100 | 1.091 | 0.109 | |
| 1880.00 | 9400 | UMTS 1900 | RMC | 24.0 | 23.62 | -0.12 | Right | Tilt | 8613 | 1:1 | 0.050 | 1.091 | 0.055 | |
| 1852.40 | 9262 | UMTS 1900 | RMC | 24.0 | 23.67 | 0.06 | Left | Cheek | 8613 | 1:1 | 0.163 | 1.079 | 0.176 | |
| 1880.00 | 9400 | UMTS 1900 | RMC | 24.0 | 23.62 | 0.00 | Left | Cheek | 8613 | 1:1 | 0.204 | 1.091 | 0.223 | |
| 1907.60 | 9538 | UMTS 1900 | RMC | 24.0 | 23.55 | 0.05 | Left | Cheek | 8613 | 1:1 | 0.236 | 1.109 | 0.262 | A4 |
| 1880.00 | 9400 | UMTS 1900 | RMC | 24.0 | 23.62 | 0.16 | Left | Tilt | 8613 | 1:1 | 0.032 | 1.091 | 0.035 | |
| ANSI / IEEE C95.1 1992 - SAFETY LIMIT Spatial Peak Uncontrolled Exposure/General Population | | | | | | | Head 1.6 W/kg (mW/g) averaged over 1 gram | | | | | | | |

**Table 11-5
UMTS IV Head SAR**

| MEASUREMENT RESULTS | | | | | | | | | | | | | | |
|---|------|-----------|---------|-----------------------------|-----------------------|------------------|---|---------------|----------------------|------------|----------|----------------|-----------------|--------|
| FREQUENCY | | Mode/Band | Service | Maximum Allowed Power [dBm] | Conducted Power [dBm] | Power Drift [dB] | Side | Test Position | Device Serial Number | Duty Cycle | SAR (1g) | Scaling Factor | Scaled SAR (1g) | Plot # |
| MHz | Ch. | | | | | | | | | | (W/kg) | | (W/kg) | |
| 1712.40 | 1312 | UMTS 1750 | RMC | 24.5 | 23.96 | 0.12 | Right | Cheek | 8613 | 1:1 | 0.366 | 1.132 | 0.414 | A5 |
| 1732.40 | 1412 | UMTS 1750 | RMC | 24.5 | 24.19 | -0.12 | Right | Cheek | 8613 | 1:1 | 0.352 | 1.074 | 0.378 | |
| 1752.50 | 1862 | UMTS 1750 | RMC | 24.5 | 24.27 | 0.17 | Right | Cheek | 8613 | 1:1 | 0.215 | 1.054 | 0.227 | |
| 1732.40 | 1412 | UMTS 1750 | RMC | 24.5 | 24.19 | -0.15 | Right | Tilt | 8613 | 1:1 | 0.092 | 1.074 | 0.099 | |
| 1732.40 | 1412 | UMTS 1750 | RMC | 24.5 | 24.19 | -0.19 | Left | Cheek | 8613 | 1:1 | 0.253 | 1.074 | 0.272 | |
| 1732.40 | 1412 | UMTS 1750 | RMC | 24.5 | 24.19 | 0.03 | Left | Tilt | 8613 | 1:1 | 0.060 | 1.074 | 0.064 | |
| ANSI / IEEE C95.1 1992 - SAFETY LIMIT Spatial Peak Uncontrolled Exposure/General Population | | | | | | | Head 1.6 W/kg (mW/g) averaged over 1 gram | | | | | | | |

**Table 11-6
LTE Band 2 (PCS) Head SAR**

| MEASUREMENT RESULTS | | | | | | | | | | | | | | | | | | | |
|---|-------|------|------------------|-----------------------------|-----------------------|------------------|---|------|---------------|------------|---------|-----------|----------------------|------------|----------|----------------|-----------------|--------|----|
| FREQUENCY | | Mode | Bandwidth [MHz] | Maximum Allowed Power [dBm] | Conducted Power [dBm] | Power Drift [dB] | MPR [dB] | Side | Test Position | Modulation | RB Size | RB Offset | Device Serial Number | Duty Cycle | SAR (1g) | Scaling Factor | Scaled SAR (1g) | Plot # | |
| MHz | Ch. | | | | | | | | | | | | | | (W/kg) | | (W/kg) | | |
| 1860.00 | 18700 | Low | LTE Band 2 (PCS) | 20 | 23.8 | 23.27 | 0.09 | 0 | Right | Cheek | QPSK | 1 | 99 | 8620 | 1:1 | 0.125 | 1.130 | 0.141 | |
| 1860.00 | 18700 | Low | LTE Band 2 (PCS) | 20 | 22.8 | 22.13 | -0.02 | 1 | Right | Cheek | QPSK | 50 | 25 | 8620 | 1:1 | 0.092 | 1.167 | 0.107 | |
| 1860.00 | 18700 | Low | LTE Band 2 (PCS) | 20 | 23.8 | 23.27 | 0.07 | 0 | Right | Tilt | QPSK | 1 | 99 | 8620 | 1:1 | 0.057 | 1.130 | 0.064 | |
| 1860.00 | 18700 | Low | LTE Band 2 (PCS) | 20 | 22.8 | 22.13 | 0.05 | 1 | Right | Tilt | QPSK | 50 | 25 | 8620 | 1:1 | 0.042 | 1.167 | 0.049 | |
| 1860.00 | 18700 | Low | LTE Band 2 (PCS) | 20 | 23.8 | 23.27 | 0.09 | 0 | Left | Cheek | QPSK | 1 | 99 | 8620 | 1:1 | 0.169 | 1.130 | 0.191 | A6 |
| 1880.00 | 18900 | Mid | LTE Band 2 (PCS) | 20 | 23.8 | 23.25 | 0.14 | 0 | Left | Cheek | QPSK | 1 | 50 | 8620 | 1:1 | 0.147 | 1.135 | 0.167 | |
| 1900.00 | 19100 | High | LTE Band 2 (PCS) | 20 | 23.8 | 23.22 | 0.05 | 0 | Left | Cheek | QPSK | 1 | 50 | 8620 | 1:1 | 0.126 | 1.143 | 0.144 | |
| 1860.00 | 18700 | Low | LTE Band 2 (PCS) | 20 | 22.8 | 22.13 | 0.07 | 1 | Left | Cheek | QPSK | 50 | 25 | 8620 | 1:1 | 0.130 | 1.167 | 0.152 | |
| 1860.00 | 18700 | Low | LTE Band 2 (PCS) | 20 | 23.8 | 23.27 | -0.08 | 0 | Left | Tilt | QPSK | 1 | 99 | 8620 | 1:1 | 0.035 | 1.130 | 0.040 | |
| 1860.00 | 18700 | Low | LTE Band 2 (PCS) | 20 | 22.8 | 22.13 | 0.00 | 1 | Left | Tilt | QPSK | 50 | 25 | 8620 | 1:1 | 0.034 | 1.167 | 0.040 | |
| ANSI / IEEE C95.1 1992 - SAFETY LIMIT Spatial Peak Uncontrolled Exposure/General Population | | | | | | | Head 1.6 W/kg (mW/g) averaged over 1 gram | | | | | | | | | | | | |

| | | | | |
|-----------------------------------|---|-------------------------------|-------------|---------------------------------|
| FCC ID: PY7PM-0430 |  | SAR EVALUATION REPORT | SONY | Reviewed by: Quality Manager |
| Document S/N: 0Y1307011148.PY7 | Test Dates: 05/06/13 - 05/13/13 06/18/13 - 08/08/13 | DUT Type: Portable Handset | | Page 59 of 91 |

**Table 11-7
LTE Band 4 (AWS) Head SAR**

| MEASUREMENT RESULTS | | | | | | | | | | | | | | | | | | | |
|---|-------|------|------------------|-----------------------------|-----------------------|------------------|----------|------|---------------|---|---------|-----------|----------------------|------------|----------|----------------|-----------------|--------|----|
| FREQUENCY | | Mode | Bandwidth [MHz] | Maximum Allowed Power [dBm] | Conducted Power [dBm] | Power Drift [dB] | MPR [dB] | Side | Test Position | Modulation | RB Size | RB Offset | Device Serial Number | Duty Cycle | SAR (1g) | Scaling Factor | Scaled SAR (1g) | Plot # | |
| MHz | Ch. | | | | | | | | | | | | | | (W/kg) | | (W/kg) | | |
| 1732.50 | 20175 | Mid | LTE Band 4 (AWS) | 20 | 23.6 | 23.41 | -0.13 | 0 | Right | Cheek | QPSK | 1 | 0 | 8620 | 1:1 | 0.151 | 1.045 | 0.158 | A7 |
| 1732.50 | 20175 | Mid | LTE Band 4 (AWS) | 20 | 22.6 | 22.12 | 0.11 | 1 | Right | Cheek | QPSK | 50 | 0 | 8620 | 1:1 | 0.102 | 1.117 | 0.114 | |
| 1732.50 | 20175 | Mid | LTE Band 4 (AWS) | 20 | 23.6 | 23.41 | -0.08 | 0 | Right | Tilt | QPSK | 1 | 0 | 8620 | 1:1 | 0.065 | 1.045 | 0.068 | |
| 1732.50 | 20175 | Mid | LTE Band 4 (AWS) | 20 | 22.6 | 22.12 | -0.08 | 1 | Right | Tilt | QPSK | 50 | 0 | 8620 | 1:1 | 0.047 | 1.117 | 0.052 | |
| 1732.50 | 20175 | Mid | LTE Band 4 (AWS) | 20 | 23.6 | 23.41 | 0.20 | 0 | Left | Cheek | QPSK | 1 | 0 | 8620 | 1:1 | 0.135 | 1.045 | 0.141 | |
| 1732.50 | 20175 | Mid | LTE Band 4 (AWS) | 20 | 22.6 | 22.12 | 0.13 | 1 | Left | Cheek | QPSK | 50 | 0 | 8620 | 1:1 | 0.095 | 1.117 | 0.106 | |
| 1732.50 | 20175 | Mid | LTE Band 4 (AWS) | 20 | 23.6 | 23.41 | -0.01 | 0 | Left | Tilt | QPSK | 1 | 0 | 8620 | 1:1 | 0.047 | 1.045 | 0.049 | |
| 1732.50 | 20175 | Mid | LTE Band 4 (AWS) | 20 | 22.6 | 22.12 | -0.09 | 1 | Left | Tilt | QPSK | 50 | 0 | 8620 | 1:1 | 0.036 | 1.117 | 0.040 | |
| ANSI / IEEE C95.1 1992 - SAFETY LIMIT Spatial Peak Uncontrolled Exposure/General Population | | | | | | | | | | Head 1.6 W/kg (mW/g) averaged over 1 gram | | | | | | | | | |

**Table 11-8
LTE Band 5 (Cell) Head SAR**

| MEASUREMENT RESULTS | | | | | | | | | | | | | | | | | | | |
|---|-------|------|-------------------|-----------------------------|-----------------------|------------------|----------|------|---------------|---|---------|-----------|----------------------|------------|----------|----------------|-----------------|--------|----|
| FREQUENCY | | Mode | Bandwidth [MHz] | Maximum Allowed Power [dBm] | Conducted Power [dBm] | Power Drift [dB] | MPR [dB] | Side | Test Position | Modulation | RB Size | RB Offset | Device Serial Number | Duty Cycle | SAR (1g) | Scaling Factor | Scaled SAR (1g) | Plot # | |
| MHz | Ch. | | | | | | | | | | | | | | (W/kg) | | (W/kg) | | |
| 836.50 | 20525 | Mid | LTE Band 5 (Cell) | 10 | 23.1 | 22.82 | -0.05 | 0 | Right | Cheek | QPSK | 1 | 49 | 8620 | 1:1 | 0.217 | 1.067 | 0.232 | A8 |
| 836.50 | 20525 | Mid | LTE Band 5 (Cell) | 10 | 22.1 | 21.58 | 0.08 | 1 | Right | Cheek | QPSK | 25 | 0 | 8620 | 1:1 | 0.159 | 1.127 | 0.179 | |
| 836.50 | 20525 | Mid | LTE Band 5 (Cell) | 10 | 23.1 | 22.82 | -0.05 | 0 | Right | Tilt | QPSK | 1 | 49 | 8620 | 1:1 | 0.118 | 1.067 | 0.126 | |
| 836.50 | 20525 | Mid | LTE Band 5 (Cell) | 10 | 22.1 | 21.58 | 0.00 | 1 | Right | Tilt | QPSK | 25 | 0 | 8620 | 1:1 | 0.096 | 1.127 | 0.108 | |
| 836.50 | 20525 | Mid | LTE Band 5 (Cell) | 10 | 23.1 | 22.82 | 0.03 | 0 | Left | Cheek | QPSK | 1 | 49 | 8620 | 1:1 | 0.172 | 1.067 | 0.184 | |
| 836.50 | 20525 | Mid | LTE Band 5 (Cell) | 10 | 22.1 | 21.58 | 0.10 | 1 | Left | Cheek | QPSK | 25 | 0 | 8620 | 1:1 | 0.120 | 1.127 | 0.135 | |
| 836.50 | 20525 | Mid | LTE Band 5 (Cell) | 10 | 23.1 | 22.82 | 0.08 | 0 | Left | Tilt | QPSK | 1 | 49 | 8620 | 1:1 | 0.138 | 1.067 | 0.147 | |
| 836.50 | 20525 | Mid | LTE Band 5 (Cell) | 10 | 22.1 | 21.58 | 0.02 | 1 | Left | Tilt | QPSK | 25 | 0 | 8620 | 1:1 | 0.093 | 1.127 | 0.105 | |
| ANSI / IEEE C95.1 1992 - SAFETY LIMIT Spatial Peak Uncontrolled Exposure/General Population | | | | | | | | | | Head 1.6 W/kg (mW/g) averaged over 1 gram | | | | | | | | | |

**Table 11-9
LTE Band 17 Head SAR**

| MEASUREMENT RESULTS | | | | | | | | | | | | | | | | | | | |
|---|-------|------|-----------------|-----------------------------|-----------------------|------------------|----------|------|---------------|---|---------|-----------|----------------------|------------|----------|----------------|-----------------|--------|----|
| FREQUENCY | | Mode | Bandwidth [MHz] | Maximum Allowed Power [dBm] | Conducted Power [dBm] | Power Drift [dB] | MPR [dB] | Side | Test Position | Modulation | RB Size | RB Offset | Device Serial Number | Duty Cycle | SAR (1g) | Scaling Factor | Scaled SAR (1g) | Plot # | |
| MHz | Ch. | | | | | | | | | | | | | | (W/kg) | | (W/kg) | | |
| 710.00 | 23790 | Mid | LTE Band 17 | 10 | 23.6 | 23.13 | -0.10 | 0 | Right | Cheek | QPSK | 1 | 0 | 8620 | 1:1 | 0.057 | 1.114 | 0.063 | |
| 710.00 | 23790 | Mid | LTE Band 17 | 10 | 22.6 | 22.12 | 0.00 | 1 | Right | Cheek | QPSK | 25 | 25 | 8620 | 1:1 | 0.062 | 1.117 | 0.069 | |
| 710.00 | 23790 | Mid | LTE Band 17 | 10 | 23.6 | 23.13 | 0.16 | 0 | Right | Tilt | QPSK | 1 | 0 | 8620 | 1:1 | 0.035 | 1.114 | 0.039 | |
| 710.00 | 23790 | Mid | LTE Band 17 | 10 | 22.6 | 22.12 | 0.12 | 1 | Right | Tilt | QPSK | 25 | 25 | 8620 | 1:1 | 0.017 | 1.117 | 0.019 | |
| 710.00 | 23790 | Mid | LTE Band 17 | 10 | 23.6 | 23.13 | 0.05 | 0 | Left | Cheek | QPSK | 1 | 0 | 8620 | 1:1 | 0.070 | 1.114 | 0.078 | A9 |
| 710.00 | 23790 | Mid | LTE Band 17 | 10 | 22.6 | 22.12 | 0.11 | 1 | Left | Cheek | QPSK | 25 | 25 | 8620 | 1:1 | 0.064 | 1.117 | 0.071 | |
| 710.00 | 23790 | Mid | LTE Band 17 | 10 | 23.6 | 23.13 | 0.11 | 0 | Left | Tilt | QPSK | 1 | 0 | 8620 | 1:1 | 0.036 | 1.114 | 0.040 | |
| 710.00 | 23790 | Mid | LTE Band 17 | 10 | 22.6 | 22.12 | 0.20 | 1 | Left | Tilt | QPSK | 25 | 25 | 8620 | 1:1 | 0.034 | 1.117 | 0.038 | |
| ANSI / IEEE C95.1 1992 - SAFETY LIMIT Spatial Peak Uncontrolled Exposure/General Population | | | | | | | | | | Head 1.6 W/kg (mW/g) averaged over 1 gram | | | | | | | | | |


**Table 11-10
LTE Band 7 Head SAR**

| MEASUREMENT RESULTS | | | | | | | | | | | | | | | | | | | |
|---|-------|------|-----------------|-----------------------------|-----------------------|------------------|----------|------|---|------------|---------|-----------|----------------------|------------|----------|----------------|-----------------|--------|-----|
| FREQUENCY | | Mode | Bandwidth [MHz] | Maximum Allowed Power [dBm] | Conducted Power [dBm] | Power Drift [dB] | MPR [dB] | Side | Test Position | Modulation | RB Size | RB Offset | Device Serial Number | Duty Cycle | SAR (1g) | Scaling Factor | Scaled SAR (1g) | Plot # | |
| MHz | Ch. | | | | | | | | | | | | | | (W/kg) | | (W/kg) | | |
| 2510.00 | 20850 | Low | LTE Band 7 | 20 | 23.8 | 22.77 | 0.07 | 0 | Right | Cheek | QPSK | 1 | 50 | 8620 | 1:1 | 0.229 | 1.268 | 0.290 | |
| 2510.00 | 20850 | Low | LTE Band 7 | 20 | 22.8 | 21.63 | 0.13 | 1 | Right | Cheek | QPSK | 50 | 0 | 8620 | 1:1 | 0.181 | 1.309 | 0.237 | |
| 2510.00 | 20850 | Low | LTE Band 7 | 20 | 23.8 | 22.77 | 0.03 | 0 | Right | Tilt | QPSK | 1 | 50 | 8620 | 1:1 | 0.130 | 1.268 | 0.165 | |
| 2510.00 | 20850 | Low | LTE Band 7 | 20 | 22.8 | 21.63 | -0.08 | 1 | Right | Tilt | QPSK | 50 | 0 | 8620 | 1:1 | 0.122 | 1.309 | 0.160 | |
| 2510.00 | 20850 | Low | LTE Band 7 | 20 | 23.8 | 22.77 | -0.08 | 0 | Left | Cheek | QPSK | 1 | 50 | 8620 | 1:1 | 0.353 | 1.268 | 0.448 | A10 |
| 2535.00 | 21100 | Mid | LTE Band 7 | 20 | 23.8 | 22.60 | -0.18 | 0 | Left | Cheek | QPSK | 1 | 99 | 8620 | 1:1 | 0.330 | 1.318 | 0.435 | |
| 2560.00 | 21350 | High | LTE Band 7 | 20 | 23.8 | 22.75 | -0.12 | 0 | Left | Cheek | QPSK | 1 | 99 | 8620 | 1:1 | 0.296 | 1.274 | 0.377 | |
| 2510.00 | 20850 | Low | LTE Band 7 | 20 | 22.8 | 21.63 | 0.01 | 1 | Left | Cheek | QPSK | 50 | 0 | 8620 | 1:1 | 0.272 | 1.309 | 0.356 | |
| 2510.00 | 20850 | Low | LTE Band 7 | 20 | 23.8 | 22.77 | 0.07 | 0 | Left | Tilt | QPSK | 1 | 50 | 8620 | 1:1 | 0.126 | 1.268 | 0.160 | |
| 2510.00 | 20850 | Low | LTE Band 7 | 20 | 22.8 | 21.63 | -0.03 | 1 | Left | Tilt | QPSK | 50 | 0 | 8620 | 1:1 | 0.111 | 1.309 | 0.145 | |
| ANSI / IEEE C95.1 1992 - SAFETY LIMIT Spatial Peak Uncontrolled Exposure/General Population | | | | | | | | | Head 1.6 W/kg (mW/g) averaged over 1 gram | | | | | | | | | | |

**Table 11-11
DTS Head SAR**


| MEASUREMENT RESULTS | | | | | | | | | | | | | | | |
|---|-----|---------------|---------|-----------------------------|-----------------------|------------------|-------|---------------|---|------------------|------------|----------|----------------|-----------------|--------|
| FREQUENCY | | Mode | Service | Maximum Allowed Power [dBm] | Conducted Power [dBm] | Power Drift [dB] | Side | Test Position | Device Serial Number | Data Rate (Mbps) | Duty Cycle | SAR (1g) | Scaling Factor | Scaled SAR (1g) | Plot # |
| MHz | Ch. | | | | | | | | | | | (W/kg) | | (W/kg) | |
| 2437 | 6 | IEEE 802.11b | DSSS | 14.0 | 13.13 | 0.04 | Right | Cheek | 6717 | 1 | 1:1 | 0.499 | 1.222 | 0.610 | |
| 2437 | 6 | IEEE 802.11b | DSSS | 14.0 | 13.13 | 0.05 | Right | Tilt | 6717 | 1 | 1:1 | 0.336 | 1.222 | 0.411 | |
| 2417 | 2 | IEEE 802.11b | DSSS | 14.0 | 12.25 | 0.13 | Left | Cheek | 6717 | 1 | 1:1 | 0.633 | 1.496 | 0.947 | |
| 2437 | 6 | IEEE 802.11b | DSSS | 14.0 | 13.13 | -0.10 | Left | Cheek | 6717 | 1 | 1:1 | 0.902 | 1.222 | 1.102 | A11 |
| 2457 | 10 | IEEE 802.11b | DSSS | 14.0 | 11.77 | 0.16 | Left | Cheek | 6717 | 1 | 1:1 | 0.389 | 1.671 | 0.650 | |
| 2417 | 2 | IEEE 802.11b | DSSS | 14.0 | 12.25 | -0.02 | Left | Tilt | 6717 | 1 | 1:1 | 0.353 | 1.496 | 0.528 | |
| 2437 | 6 | IEEE 802.11b | DSSS | 14.0 | 13.13 | -0.09 | Left | Tilt | 6717 | 1 | 1:1 | 0.753 | 1.222 | 0.920 | |
| 2457 | 10 | IEEE 802.11b | DSSS | 14.0 | 11.77 | 0.04 | Left | Tilt | 6717 | 1 | 1:1 | 0.223 | 1.671 | 0.373 | |
| 2437 | 6 | IEEE 802.11b | DSSS | 14.0 | 13.13 | -0.06 | Left | Cheek | 6717 | 1 | 1:1 | 0.879 | 1.222 | 1.074 | |
| 5765 | 153 | IEEE 802.11a | OFDM | 13.5 | 13.48 | 0.03 | Right | Cheek | 3037 | 6 | 1:1 | 0.345 | 1.005 | 0.347 | |
| 5765 | 153 | IEEE 802.11a | OFDM | 13.5 | 13.48 | 0.02 | Right | Tilt | 3037 | 6 | 1:1 | 0.234 | 1.005 | 0.235 | |
| 5765 | 153 | IEEE 802.11a | OFDM | 13.5 | 13.48 | 0.14 | Left | Cheek | 3037 | 6 | 1:1 | 0.751 | 1.005 | 0.755 | |
| 5805 | 161 | IEEE 802.11a | OFDM | 13.5 | 12.67 | 0.08 | Left | Cheek | 3037 | 6 | 1:1 | 0.813 | 1.211 | 0.985 | |
| 5825 | 165 | IEEE 802.11a | OFDM | 13.5 | 13.25 | 0.05 | Left | Cheek | 3037 | 6 | 1:1 | 0.848 | 1.059 | 0.898 | |
| 5775 | 155 | IEEE 802.11ac | OFDM | 11.8 | 11.04 | 0.21 | Left | Cheek | 3037 | 29.3 | 1:1 | 0.375 | 1.191 | 0.447 | |
| 5765 | 153 | IEEE 802.11a | OFDM | 13.5 | 13.48 | 0.06 | Left | Tilt | 3037 | 6 | 1:1 | 0.515 | 1.005 | 0.518 | |
| 5805 | 161 | IEEE 802.11a | OFDM | 13.5 | 12.67 | 0.12 | Left | Tilt | 3037 | 6 | 1:1 | 0.537 | 1.211 | 0.650 | |
| 5825 | 165 | IEEE 802.11a | OFDM | 13.5 | 13.25 | 0.13 | Left | Tilt | 3037 | 6 | 1:1 | 0.484 | 1.059 | 0.513 | |
| 5825 | 165 | IEEE 802.11a | OFDM | 13.5 | 13.25 | -0.09 | Left | Cheek | 3037 | 6 | 1:1 | 0.958 | 1.059 | 1.015 | A12 |
| ANSI / IEEE C95.1 1992 - SAFETY LIMIT Spatial Peak Uncontrolled Exposure/General Population | | | | | | | | | Head 1.6 W/kg (mW/g) averaged over 1 gram | | | | | | |

Note: Blue entry represents variability measurement.

| | | | | |
|-----------------------------------|---|-------------------------------|-------------|---------------------------------|
| FCC ID: PY7PM-0430 |  | SAR EVALUATION REPORT | SONY | Reviewed by: Quality Manager |
| Document S/N: 0Y1307011148.PY7 | Test Dates: 05/06/13 - 05/13/13 06/18/13 - 08/08/13 | DUT Type: Portable Handset | | Page 61 of 91 |

**Table 11-12
NII Head SAR**

| MEASUREMENT RESULTS | | | | | | | | | | | | | | | |
|--|-----|---------------|---------|-----------------------------|-----------------------|------------------|--|---------------|----------------------|------------------|------------|----------|----------------|-----------------|--------|
| FREQUENCY | | Mode | Service | Maximum Allowed Power [dBm] | Conducted Power [dBm] | Power Drift [dB] | Side | Test Position | Device Serial Number | Data Rate (Mbps) | Duty Cycle | SAR (1g) | Scaling Factor | Scaled SAR (1g) | Plot # |
| MHz | Ch. | | | | | | | | | | | (W/kg) | | (W/kg) | |
| 5240 | 48 | IEEE 802.11a | OFDM | 13.5 | 13.39 | 0.13 | Right | Cheek | 3037 | 6 | 1:1 | 0.264 | 1.026 | 0.271 | |
| 5240 | 48 | IEEE 802.11a | OFDM | 13.5 | 13.39 | 0.09 | Right | Tilt | 3037 | 6 | 1:1 | 0.180 | 1.026 | 0.185 | |
| 5200 | 40 | IEEE 802.11a | OFDM | 13.5 | 13.39 | 0.05 | Left | Cheek | 3037 | 6 | 1:1 | 0.698 | 1.026 | 0.716 | |
| 5240 | 48 | IEEE 802.11a | OFDM | 13.5 | 13.39 | 0.04 | Left | Cheek | 3037 | 6 | 1:1 | 0.789 | 1.026 | 0.810 | A13 |
| 5210 | 42 | IEEE 802.11ac | OFDM | 11.0 | 10.62 | 0.03 | Left | Cheek | 3037 | 29.3 | 1:1 | 0.419 | 1.091 | 0.457 | |
| 5200 | 40 | IEEE 802.11a | OFDM | 13.5 | 13.39 | 0.16 | Left | Tilt | 3037 | 6 | 1:1 | 0.406 | 1.026 | 0.417 | |
| 5240 | 48 | IEEE 802.11a | OFDM | 13.5 | 13.39 | 0.00 | Left | Tilt | 3037 | 6 | 1:1 | 0.507 | 1.026 | 0.520 | |
| 5260 | 52 | IEEE 802.11a | OFDM | 13.5 | 12.93 | 0.18 | Right | Cheek | 3037 | 6 | 1:1 | 0.237 | 1.140 | 0.270 | |
| 5260 | 52 | IEEE 802.11a | OFDM | 13.5 | 12.93 | 0.05 | Right | Tilt | 3037 | 6 | 1:1 | 0.176 | 1.140 | 0.201 | |
| 5260 | 52 | IEEE 802.11a | OFDM | 13.5 | 12.93 | 0.01 | Left | Cheek | 3037 | 6 | 1:1 | 0.655 | 1.140 | 0.747 | |
| 5320 | 64 | IEEE 802.11a | OFDM | 13.5 | 12.73 | 0.08 | Left | Cheek | 3037 | 6 | 1:1 | 0.566 | 1.194 | 0.676 | |
| 5290 | 58 | IEEE 802.11ac | OFDM | 11.0 | 10.35 | 0.09 | Left | Cheek | 3037 | 29.3 | 1:1 | 0.490 | 1.161 | 0.569 | |
| 5260 | 52 | IEEE 802.11a | OFDM | 13.5 | 12.93 | 0.12 | Left | Tilt | 3037 | 6 | 1:1 | 0.458 | 1.140 | 0.522 | |
| 5320 | 64 | IEEE 802.11a | OFDM | 13.5 | 12.73 | 0.09 | Left | Tilt | 3037 | 6 | 1:1 | 0.444 | 1.194 | 0.530 | |
| 5660 | 132 | IEEE 802.11a | OFDM | 11.5 | 11.45 | 0.01 | Right | Cheek | 3037 | 6 | 1:1 | 0.205 | 1.012 | 0.207 | |
| 5660 | 132 | IEEE 802.11a | OFDM | 11.5 | 11.45 | 0.02 | Right | Tilt | 3037 | 6 | 1:1 | 0.150 | 1.012 | 0.152 | |
| 5520 | 104 | IEEE 802.11a | OFDM | 11.5 | 11.23 | 0.10 | Left | Cheek | 3037 | 6 | 1:1 | 0.425 | 1.064 | 0.452 | |
| 5560 | 112 | IEEE 802.11a | OFDM | 11.5 | 11.31 | 0.03 | Left | Cheek | 3037 | 6 | 1:1 | 0.491 | 1.045 | 0.513 | |
| 5660 | 132 | IEEE 802.11a | OFDM | 11.5 | 11.45 | 0.15 | Left | Cheek | 3037 | 6 | 1:1 | 0.742 | 1.012 | 0.751 | |
| 5530 | 106 | IEEE 802.11ac | OFDM | 11.0 | 10.84 | 0.03 | Left | Cheek | 3037 | 29.3 | 1:1 | 0.420 | 1.038 | 0.436 | |
| 5520 | 104 | IEEE 802.11a | OFDM | 11.5 | 11.23 | 0.03 | Left | Tilt | 3037 | 6 | 1:1 | 0.345 | 1.064 | 0.367 | |
| 5560 | 112 | IEEE 802.11a | OFDM | 11.5 | 11.31 | -0.08 | Left | Tilt | 3037 | 6 | 1:1 | 0.410 | 1.045 | 0.428 | |
| 5660 | 132 | IEEE 802.11a | OFDM | 11.5 | 11.45 | 0.14 | Left | Tilt | 3037 | 6 | 1:1 | 0.603 | 1.012 | 0.610 | |
| ANSI / IEEE C95.1 1992 - SAFETY LIMIT Spatial Peak Uncontrolled Exposure/General Population | | | | | | | Head 1.6 W/kg (mW/g) averaged over 1 gram | | | | | | | | |


| | | | | |
|-----------------------------------|---|-------------------------------|-------------|---------------------------------|
| FCC ID: PY7PM-0430 |  PCTEST ENGINEERING LABORATORY, INC. | SAR EVALUATION REPORT | SONY | Reviewed by: Quality Manager |
| Document S/N: 0Y1307011148.PY7 | Test Dates: 05/06/13 - 05/13/13 06/18/13 - 08/08/13 | DUT Type: Portable Handset | | Page 62 of 91 |

11.2 Standalone Body-Worn SAR Data

Table 11-13
GSM/UMTS Body-Worn SAR Data

| MEASUREMENT RESULTS | | | | | | | | | | | | | | | |
|---|------|-----------|---------|-----------------------------|-----------------------|------------------|---|----------------------|-----------------|------------|-------|----------|----------------|-----------------|--------|
| FREQUENCY | | Mode | Service | Maximum Allowed Power [dBm] | Conducted Power [dBm] | Power Drift [dB] | Spacing | Device Serial Number | # of Time Slots | Duty Cycle | Side | SAR (1g) | Scaling Factor | Scaled SAR (1g) | Plot # |
| MHz | Ch. | | | | | | | | | | | (W/kg) | | (W/kg) | |
| 824.20 | 128 | GSM 850 | GSM | 33.6 | 32.82 | 0.00 | 15 mm | 8628 | 1 | 1:8.3 | back | 0.314 | 1.197 | 0.376 | |
| 836.60 | 190 | GSM 850 | GSM | 33.6 | 33.03 | 0.02 | 15 mm | 8628 | 1 | 1:8.3 | back | 0.344 | 1.140 | 0.392 | |
| 848.80 | 251 | GSM 850 | GSM | 33.6 | 33.01 | -0.06 | 15 mm | 8628 | 1 | 1:8.3 | back | 0.350 | 1.146 | 0.401 | A14 |
| 836.60 | 190 | GSM 850 | GSM | 33.6 | 33.03 | -0.01 | 15 mm | 8628 | 1 | 1:8.3 | front | 0.329 | 1.140 | 0.375 | |
| 1850.20 | 512 | GSM 1900 | GSM | 30.6 | 30.23 | 0.01 | 15 mm | 8628 | 1 | 1:8.3 | back | 0.400 | 1.089 | 0.436 | |
| 1880.00 | 661 | GSM 1900 | GSM | 30.6 | 30.31 | 0.00 | 15 mm | 8628 | 1 | 1:8.3 | back | 0.444 | 1.069 | 0.475 | |
| 1909.80 | 810 | GSM 1900 | GSM | 30.6 | 30.47 | -0.01 | 15 mm | 8628 | 1 | 1:8.3 | back | 0.471 | 1.030 | 0.485 | A16 |
| 1880.00 | 661 | GSM 1900 | GSM | 30.6 | 30.31 | -0.08 | 15 mm | 8628 | 1 | 1:8.3 | front | 0.386 | 1.069 | 0.413 | |
| 826.40 | 4132 | UMTS 850 | RMC | 24.5 | 24.46 | -0.06 | 15 mm | 8617 | N/A | 1:1 | back | 0.388 | 1.009 | 0.391 | |
| 836.60 | 4183 | UMTS 850 | RMC | 24.5 | 24.47 | -0.04 | 15 mm | 8617 | N/A | 1:1 | back | 0.394 | 1.007 | 0.397 | |
| 846.60 | 4233 | UMTS 850 | RMC | 24.5 | 24.48 | 0.00 | 15 mm | 8617 | N/A | 1:1 | back | 0.438 | 1.005 | 0.440 | A18 |
| 836.60 | 4183 | UMTS 850 | RMC | 24.5 | 24.47 | 0.00 | 15 mm | 8617 | N/A | 1:1 | front | 0.373 | 1.007 | 0.376 | |
| 1852.40 | 9262 | UMTS 1900 | RMC | 24.0 | 23.67 | 0.11 | 15 mm | 8617 | N/A | 1:1 | back | 0.821 | 1.079 | 0.886 | |
| 1880.00 | 9400 | UMTS 1900 | RMC | 24.0 | 23.62 | 0.00 | 15 mm | 8617 | N/A | 1:1 | back | 0.843 | 1.091 | 0.920 | |
| 1907.60 | 9538 | UMTS 1900 | RMC | 24.0 | 23.55 | -0.01 | 15 mm | 8617 | N/A | 1:1 | back | 0.861 | 1.109 | 0.955 | A20 |
| 1880.00 | 9400 | UMTS 1900 | RMC | 24.0 | 23.62 | 0.01 | 15 mm | 8617 | N/A | 1:1 | front | 0.651 | 1.091 | 0.710 | |
| 1712.40 | 1312 | UMTS 1750 | RMC | 24.5 | 23.96 | 0.03 | 15 mm | 8617 | N/A | 1:1 | back | 0.718 | 1.132 | 0.813 | |
| 1732.40 | 1412 | UMTS 1750 | RMC | 24.5 | 24.19 | -0.06 | 15 mm | 8617 | N/A | 1:1 | back | 0.741 | 1.074 | 0.796 | |
| 1752.50 | 1862 | UMTS 1750 | RMC | 24.5 | 24.27 | -0.02 | 15 mm | 8617 | N/A | 1:1 | back | 0.837 | 1.054 | 0.882 | A22 |
| 1732.40 | 1412 | UMTS 1750 | RMC | 24.5 | 24.19 | 0.04 | 15 mm | 8617 | N/A | 1:1 | front | 0.710 | 1.074 | 0.763 | |
| 1752.50 | 1862 | UMTS 1750 | RMC | 24.5 | 24.27 | 0.15 | 15 mm | 8617 | N/A | 1:1 | back | 0.816 | 1.054 | 0.860 | |
| ANSI / IEEE C95.1 1992 - SAFETY LIMIT Spatial Peak Uncontrolled Exposure/General Population | | | | | | | Body 1.6 W/kg (mW/g) averaged over 1 gram | | | | | | | | |

Note: Blue entry represents variability measurement.


| | | | | |
|-----------------------------------|---|-------------------------------|-------------|---------------------------------|
| FCC ID: PY7PM-0430 |  | SAR EVALUATION REPORT | SONY | Reviewed by: Quality Manager |
| Document S/N: 0Y1307011148.PY7 | Test Dates: 05/06/13 - 05/13/13 06/18/13 - 08/08/13 | DUT Type: Portable Handset | | Page 63 of 91 |

**Table 11-14
LTE Body-Worn SAR**

| MEASUREMENT RESULTS | | | | | | | | | | | | | | | | | | | |
|---|-------|------|-------------------|-----------------------------|-----------------------|------------------|----------|----------------------|------------|---|-----------|---------|-------|------------|-----------------|----------------|------------------------|--------|-----|
| FREQUENCY | | Mode | Bandwidth [MHz] | Maximum Allowed Power [dBm] | Conducted Power [dBm] | Power Drift [dB] | MPR [dB] | Device Serial Number | Modulation | RB Size | RB Offset | Spacing | Side | Duty Cycle | SAR (1g) (W/kg) | Scaling Factor | Scaled SAR (1g) (W/kg) | Plot # | |
| MHz | Ch. | | | | | | | | | | | | | | | | | | |
| 1860.00 | 18700 | Low | LTE Band 2 (PCS) | 20 | 23.8 | 23.27 | 0.00 | 0 | 8620 | QPSK | 1 | 99 | 15 mm | back | 1:1 | 0.740 | 1.130 | 0.836 | |
| 1880.00 | 18900 | Mid | LTE Band 2 (PCS) | 20 | 23.8 | 23.25 | -0.04 | 0 | 8620 | QPSK | 1 | 50 | 15 mm | back | 1:1 | 0.746 | 1.135 | 0.847 | |
| 1900.00 | 19100 | High | LTE Band 2 (PCS) | 20 | 23.8 | 23.22 | 0.01 | 0 | 8620 | QPSK | 1 | 50 | 15 mm | back | 1:1 | 0.765 | 1.143 | 0.874 | A24 |
| 1860.00 | 18700 | Low | LTE Band 2 (PCS) | 20 | 22.8 | 22.13 | -0.02 | 1 | 8620 | QPSK | 50 | 25 | 15 mm | back | 1:1 | 0.582 | 1.167 | 0.679 | |
| 1900.00 | 19100 | High | LTE Band 2 (PCS) | 20 | 22.8 | 22.08 | -0.06 | 1 | 8620 | QPSK | 100 | 0 | 15 mm | back | 1:1 | 0.585 | 1.180 | 0.690 | |
| 1860.00 | 18700 | Low | LTE Band 2 (PCS) | 20 | 23.8 | 23.27 | -0.01 | 0 | 8620 | QPSK | 1 | 99 | 15 mm | front | 1:1 | 0.565 | 1.130 | 0.638 | |
| 1860.00 | 18700 | Low | LTE Band 2 (PCS) | 20 | 22.8 | 22.13 | 0.06 | 1 | 8620 | QPSK | 50 | 25 | 15 mm | front | 1:1 | 0.445 | 1.167 | 0.519 | |
| 1732.50 | 20175 | Mid | LTE Band 4 (AWS) | 20 | 23.6 | 23.41 | -0.01 | 0 | 8620 | QPSK | 1 | 0 | 15 mm | back | 1:1 | 0.590 | 1.045 | 0.617 | A25 |
| 1732.50 | 20175 | Mid | LTE Band 4 (AWS) | 20 | 22.6 | 22.12 | -0.04 | 1 | 8620 | QPSK | 50 | 0 | 15 mm | back | 1:1 | 0.429 | 1.117 | 0.479 | |
| 1732.50 | 20175 | Mid | LTE Band 4 (AWS) | 20 | 23.6 | 23.41 | 0.07 | 0 | 8620 | QPSK | 1 | 0 | 15 mm | front | 1:1 | 0.563 | 1.045 | 0.588 | |
| 1732.50 | 20175 | Mid | LTE Band 4 (AWS) | 20 | 22.6 | 22.12 | 0.00 | 1 | 8620 | QPSK | 50 | 0 | 15 mm | front | 1:1 | 0.411 | 1.117 | 0.459 | |
| 836.50 | 20525 | Mid | LTE Band 5 (Cell) | 10 | 23.1 | 22.82 | -0.01 | 0 | 8620 | QPSK | 1 | 49 | 15 mm | back | 1:1 | 0.265 | 1.067 | 0.283 | A26 |
| 836.50 | 20525 | Mid | LTE Band 5 (Cell) | 10 | 22.1 | 21.58 | 0.05 | 1 | 8620 | QPSK | 25 | 0 | 15 mm | back | 1:1 | 0.196 | 1.127 | 0.221 | |
| 836.50 | 20525 | Mid | LTE Band 5 (Cell) | 10 | 23.1 | 22.82 | 0.01 | 0 | 8620 | QPSK | 1 | 49 | 15 mm | front | 1:1 | 0.237 | 1.067 | 0.253 | |
| 836.50 | 20525 | Mid | LTE Band 5 (Cell) | 10 | 22.1 | 21.58 | -0.02 | 1 | 8620 | QPSK | 25 | 0 | 15 mm | front | 1:1 | 0.175 | 1.127 | 0.197 | |
| 710.00 | 23790 | Mid | LTE Band 17 | 10 | 23.6 | 23.13 | -0.04 | 0 | 8620 | QPSK | 1 | 0 | 15 mm | back | 1:1 | 0.100 | 1.114 | 0.111 | A27 |
| 710.00 | 23790 | Mid | LTE Band 17 | 10 | 22.6 | 22.12 | 0.02 | 1 | 8620 | QPSK | 25 | 25 | 15 mm | back | 1:1 | 0.079 | 1.117 | 0.088 | |
| 710.00 | 23790 | Mid | LTE Band 17 | 10 | 23.6 | 23.13 | 0.02 | 0 | 8620 | QPSK | 1 | 0 | 15 mm | front | 1:1 | 0.086 | 1.114 | 0.096 | |
| 710.00 | 23790 | Mid | LTE Band 17 | 10 | 22.6 | 22.12 | -0.08 | 1 | 8620 | QPSK | 25 | 25 | 15 mm | front | 1:1 | 0.069 | 1.117 | 0.077 | |
| 2510.00 | 20850 | Low | LTE Band 7 | 20 | 23.8 | 22.77 | 0.07 | 0 | 8620 | QPSK | 1 | 50 | 15 mm | back | 1:1 | 0.576 | 1.268 | 0.730 | |
| 2535.00 | 21100 | Mid | LTE Band 7 | 20 | 23.8 | 22.60 | 0.00 | 0 | 8620 | QPSK | 1 | 99 | 15 mm | back | 1:1 | 0.684 | 1.318 | 0.902 | A28 |
| 2560.00 | 21350 | High | LTE Band 7 | 20 | 23.8 | 22.75 | -0.03 | 0 | 8620 | QPSK | 1 | 99 | 15 mm | back | 1:1 | 0.610 | 1.274 | 0.777 | |
| 2510.00 | 20850 | Low | LTE Band 7 | 20 | 22.8 | 21.63 | 0.03 | 1 | 8620 | QPSK | 50 | 0 | 15 mm | back | 1:1 | 0.498 | 1.309 | 0.652 | |
| 2535.00 | 21100 | Mid | LTE Band 7 | 20 | 22.8 | 21.55 | -0.04 | 1 | 8620 | QPSK | 100 | 0 | 15 mm | back | 1:1 | 0.423 | 1.334 | 0.564 | |
| 2510.00 | 20850 | Low | LTE Band 7 | 20 | 23.8 | 22.77 | -0.05 | 0 | 8620 | QPSK | 1 | 50 | 15 mm | front | 1:1 | 0.341 | 1.268 | 0.432 | |
| 2510.00 | 20850 | Low | LTE Band 7 | 20 | 22.8 | 21.63 | -0.08 | 1 | 8620 | QPSK | 50 | 0 | 15 mm | front | 1:1 | 0.276 | 1.309 | 0.361 | |
| ANSI / IEEE C95.1 1992 - SAFETY LIMIT Spatial Peak Uncontrolled Exposure/General Population | | | | | | | | | | Body 1.6 W/kg (mW/g) averaged over 1 gram | | | | | | | | | |


**Table 11-15
DTS Body-Worn SAR**

| MEASUREMENT RESULTS | | | | | | | | | | | | | | | | |
|---|-----|---------------|---------|-----------------------------|-----------------------|------------------|---------|----------------------|------------------|---|------------|-----------------|----------------|------------------------|--------|--|
| FREQUENCY | | Mode | Service | Maximum Allowed Power [dBm] | Conducted Power [dBm] | Power Drift [dB] | Spacing | Device Serial Number | Data Rate (Mbps) | Side | Duty Cycle | SAR (1g) (W/kg) | Scaling Factor | Scaled SAR (1g) (W/kg) | Plot # | |
| MHz | Ch. | | | | | | | | | | | | | | | |
| 2437 | 6 | IEEE 802.11b | DSSS | 14.0 | 13.13 | -0.01 | 15 mm | 6717 | 1 | back | 1:1 | 0.104 | 1.222 | 0.127 | | |
| 2417 | 2 | IEEE 802.11b | DSSS | 14.0 | 12.25 | 0.02 | 15 mm | 6717 | 1 | front | 1:1 | 0.117 | 1.496 | 0.175 | | |
| 2437 | 6 | IEEE 802.11b | DSSS | 14.0 | 13.13 | 0.03 | 15 mm | 6717 | 1 | front | 1:1 | 0.125 | 1.222 | 0.153 | A29 | |
| 2457 | 10 | IEEE 802.11b | DSSS | 14.0 | 11.77 | -0.04 | 15 mm | 6717 | 1 | front | 1:1 | 0.059 | 1.671 | 0.099 | | |
| 5765 | 153 | IEEE 802.11a | OFDM | 13.5 | 13.48 | 0.06 | 15 mm | 3039 | 6 | back | 1:1 | 0.125 | 1.005 | 0.126 | A30 | |
| 5805 | 161 | IEEE 802.11a | OFDM | 13.5 | 12.67 | -0.12 | 15 mm | 3039 | 6 | back | 1:1 | 0.080 | 1.211 | 0.097 | | |
| 5825 | 165 | IEEE 802.11a | OFDM | 13.5 | 13.25 | -0.20 | 15 mm | 3039 | 6 | back | 1:1 | 0.109 | 1.059 | 0.115 | | |
| 5775 | 155 | IEEE 802.11ac | OFDM | 11.8 | 11.04 | -0.18 | 15 mm | 3039 | 29.3 | back | 1:1 | 0.083 | 1.191 | 0.099 | | |
| 5765 | 153 | IEEE 802.11a | OFDM | 13.5 | 13.48 | -0.02 | 15 mm | 3039 | 6 | front | 1:1 | 0.023 | 1.005 | 0.023 | | |
| ANSI / IEEE C95.1 1992 - SAFETY LIMIT Spatial Peak Uncontrolled Exposure/General Population | | | | | | | | | | Body 1.6 W/kg (mW/g) averaged over 1 gram | | | | | | |

| | | | | |
|-----------------------------------|---|-------------------------------|-------------|---------------------------------|
| FCC ID: PY7PM-0430 |  | SAR EVALUATION REPORT | SONY | Reviewed by: Quality Manager |
| Document S/N: 0Y1307011148.PY7 | Test Dates: 05/06/13 - 05/13/13 06/18/13 - 08/08/13 | DUT Type: Portable Handset | | Page 64 of 91 |

**Table 11-16
NII Body-Worn SAR**

| MEASUREMENT RESULTS | | | | | | | | | | | | | | | |
|---|-----|---------------|---------|-----------------------------|-----------------------|------------------|---|----------------------|------------------|-------|------------|----------|----------------|-----------------|--------|
| FREQUENCY | | Mode | Service | Maximum Allowed Power [dBm] | Conducted Power [dBm] | Power Drift [dB] | Spacing | Device Serial Number | Data Rate (Mbps) | Side | Duty Cycle | SAR (1g) | Scaling Factor | Scaled SAR (1g) | Plot # |
| MHz | Ch. | | | | | | | | | | | (W/kg) | | (W/kg) | |
| 5200 | 40 | IEEE 802.11a | OFDM | 13.5 | 13.39 | -0.17 | 15 mm | 3039 | 6 | back | 1:1 | 0.067 | 1.026 | 0.069 | |
| 5240 | 48 | IEEE 802.11a | OFDM | 13.5 | 13.39 | -0.03 | 15 mm | 3039 | 6 | back | 1:1 | 0.088 | 1.026 | 0.090 | |
| 5210 | 42 | IEEE 802.11ac | OFDM | 11.0 | 10.62 | -0.10 | 15 mm | 3039 | 29.3 | back | 1:1 | 0.046 | 1.091 | 0.050 | |
| 5240 | 48 | IEEE 802.11a | OFDM | 13.5 | 13.39 | -0.06 | 15 mm | 3039 | 6 | front | 1:1 | 0.038 | 1.026 | 0.039 | |
| 5260 | 52 | IEEE 802.11a | OFDM | 13.5 | 12.93 | -0.11 | 15 mm | 3039 | 6 | back | 1:1 | 0.073 | 1.140 | 0.083 | |
| 5320 | 64 | IEEE 802.11a | OFDM | 13.5 | 12.73 | -0.02 | 15 mm | 3039 | 6 | back | 1:1 | 0.082 | 1.194 | 0.098 | |
| 5290 | 58 | IEEE 802.11ac | OFDM | 11.0 | 10.35 | -0.10 | 15 mm | 3039 | 29.3 | back | 1:1 | 0.061 | 1.161 | 0.071 | |
| 5260 | 52 | IEEE 802.11a | OFDM | 13.5 | 12.93 | -0.04 | 15 mm | 3039 | 6 | front | 1:1 | 0.045 | 1.140 | 0.051 | |
| 5520 | 104 | IEEE 802.11a | OFDM | 11.5 | 11.23 | -0.16 | 15 mm | 3039 | 6 | back | 1:1 | 0.060 | 1.064 | 0.064 | |
| 5560 | 112 | IEEE 802.11a | OFDM | 11.5 | 11.31 | -0.15 | 15 mm | 3039 | 6 | back | 1:1 | 0.052 | 1.045 | 0.054 | |
| 5660 | 132 | IEEE 802.11a | OFDM | 11.5 | 11.45 | -0.14 | 15 mm | 3039 | 6 | back | 1:1 | 0.094 | 1.012 | 0.095 | A31 |
| 5530 | 106 | IEEE 802.11ac | OFDM | 11.0 | 10.84 | -0.17 | 15 mm | 3039 | 29.3 | back | 1:1 | 0.066 | 1.038 | 0.069 | |
| 5660 | 132 | IEEE 802.11a | OFDM | 11.5 | 11.45 | 0.12 | 15 mm | 3039 | 6 | front | 1:1 | 0.021 | 1.012 | 0.021 | |
| ANSI / IEEE C95.1 1992 - SAFETY LIMIT Spatial Peak Uncontrolled Exposure/General Population | | | | | | | Body 1.6 W/kg (mW/g) averaged over 1 gram | | | | | | | | |

| | | | | |
|-----------------------------------|--|-------------------------------|-------------|---------------------------------|
| FCC ID: PY7PM-0430 |  PCTEST ENGINEERING LABORATORY, INC. | SAR EVALUATION REPORT | SONY | Reviewed by: Quality Manager |
| Document S/N: 0Y1307011148.PY7 | Test Dates: 05/06/13 - 05/13/13 06/18/13 - 08/08/13 | DUT Type: Portable Handset | | Page 65 of 91 |

11.3 Standalone Wireless Router SAR Data

Table 11-17
GPRS/UMTS Hotspot SAR Data

| MEASUREMENT RESULTS | | | | | | | | | | | | | | | |
|---|------|-----------|---------|-----------------------------|-----------------------|------------------|---|----------------------|-----------------|------------|--------|----------|----------------|-----------------|--------|
| FREQUENCY | | Mode | Service | Maximum Allowed Power [dBm] | Conducted Power [dBm] | Power Drift [dB] | Spacing | Device Serial Number | # of GPRS Slots | Duty Cycle | Side | SAR (1g) | Scaling Factor | Scaled SAR (1g) | Plot # |
| MHz | Ch. | | | | | | | | | | | (W/kg) | | (W/kg) | |
| 824.20 | 128 | GSM 850 | GPRS | 29.6 | 29.21 | 0.07 | 10 mm | 8628 | 4 | 1:2.076 | back | 0.988 | 1.094 | 1.081 | A15 |
| 836.60 | 190 | GSM 850 | GPRS | 29.6 | 29.32 | 0.02 | 10 mm | 8628 | 4 | 1:2.076 | back | 0.903 | 1.067 | 0.964 | |
| 848.80 | 251 | GSM 850 | GPRS | 29.6 | 29.23 | -0.05 | 10 mm | 8628 | 4 | 1:2.076 | back | 0.860 | 1.089 | 0.937 | |
| 824.20 | 128 | GSM 850 | GPRS | 29.6 | 29.21 | 0.00 | 10 mm | 8628 | 4 | 1:2.076 | front | 0.845 | 1.094 | 0.924 | |
| 836.60 | 190 | GSM 850 | GPRS | 29.6 | 29.32 | 0.03 | 10 mm | 8628 | 4 | 1:2.076 | front | 0.845 | 1.067 | 0.902 | |
| 848.80 | 251 | GSM 850 | GPRS | 29.6 | 29.23 | 0.00 | 10 mm | 8628 | 4 | 1:2.076 | front | 0.784 | 1.089 | 0.854 | |
| 836.60 | 190 | GSM 850 | GPRS | 29.6 | 29.32 | 0.06 | 10 mm | 8628 | 4 | 1:2.076 | bottom | 0.467 | 1.067 | 0.498 | |
| 836.60 | 190 | GSM 850 | GPRS | 29.6 | 29.32 | 0.03 | 10 mm | 8628 | 4 | 1:2.076 | left | 0.205 | 1.067 | 0.219 | |
| 824.20 | 128 | GSM 850 | GPRS | 29.6 | 29.21 | 0.12 | 10 mm | 8628 | 4 | 1:2.076 | back | 0.975 | 1.094 | 1.067 | |
| 1850.20 | 512 | GSM 1900 | GPRS | 24.5 | 23.12 | -0.04 | 10 mm | 8624 | 4 | 1:2.076 | back | 0.642 | 1.374 | 0.882 | |
| 1880.00 | 661 | GSM 1900 | GPRS | 24.5 | 23.16 | -0.16 | 10 mm | 8624 | 4 | 1:2.076 | back | 0.630 | 1.361 | 0.857 | |
| 1909.80 | 810 | GSM 1900 | GPRS | 24.5 | 23.35 | -0.04 | 10 mm | 8624 | 4 | 1:2.076 | back | 0.784 | 1.303 | 1.022 | A17 |
| 1880.00 | 661 | GSM 1900 | GPRS | 24.5 | 23.16 | 0.04 | 10 mm | 8624 | 4 | 1:2.076 | front | 0.583 | 1.361 | 0.793 | |
| 1880.00 | 661 | GSM 1900 | GPRS | 24.5 | 23.16 | 0.14 | 10 mm | 8624 | 4 | 1:2.076 | bottom | 0.561 | 1.361 | 0.764 | |
| 1880.00 | 661 | GSM 1900 | GPRS | 24.5 | 23.16 | 0.00 | 10 mm | 8624 | 4 | 1:2.076 | left | 0.129 | 1.361 | 0.176 | |
| 826.40 | 4132 | UMTS 850 | RMC | 24.5 | 24.46 | -0.13 | 10 mm | 8617 | N/A | 1:1 | back | 0.840 | 1.009 | 0.848 | |
| 836.60 | 4183 | UMTS 850 | RMC | 24.5 | 24.47 | -0.01 | 10 mm | 8617 | N/A | 1:1 | back | 0.856 | 1.007 | 0.862 | |
| 846.60 | 4233 | UMTS 850 | RMC | 24.5 | 24.48 | 0.00 | 10 mm | 8617 | N/A | 1:1 | back | 0.873 | 1.005 | 0.877 | A19 |
| 836.60 | 4183 | UMTS 850 | RMC | 24.5 | 24.47 | 0.04 | 10 mm | 8617 | N/A | 1:1 | front | 0.684 | 1.007 | 0.689 | |
| 836.60 | 4183 | UMTS 850 | RMC | 24.5 | 24.47 | -0.02 | 10 mm | 8617 | N/A | 1:1 | bottom | 0.397 | 1.007 | 0.400 | |
| 836.60 | 4183 | UMTS 850 | RMC | 24.5 | 24.47 | 0.02 | 10 mm | 8617 | N/A | 1:1 | left | 0.153 | 1.007 | 0.154 | |
| 1852.40 | 9262 | UMTS 1900 | RMC | 21.0 | 20.94 | -0.17 | 10 mm | 8617 | N/A | 1:1 | back | 1.030 | 1.014 | 1.044 | |
| 1880.00 | 9400 | UMTS 1900 | RMC | 21.0 | 20.96 | -0.12 | 10 mm | 8617 | N/A | 1:1 | back | 1.040 | 1.009 | 1.049 | |
| 1907.60 | 9538 | UMTS 1900 | RMC | 21.0 | 20.85 | -0.12 | 10 mm | 8617 | N/A | 1:1 | back | 1.060 | 1.035 | 1.097 | A21 |
| 1852.40 | 9262 | UMTS 1900 | RMC | 21.0 | 20.94 | 0.04 | 10 mm | 8617 | N/A | 1:1 | front | 0.829 | 1.014 | 0.841 | |
| 1880.00 | 9400 | UMTS 1900 | RMC | 21.0 | 20.96 | 0.02 | 10 mm | 8617 | N/A | 1:1 | front | 0.836 | 1.009 | 0.844 | |
| 1907.60 | 9538 | UMTS 1900 | RMC | 21.0 | 20.85 | -0.05 | 10 mm | 8617 | N/A | 1:1 | front | 0.843 | 1.035 | 0.873 | |
| 1852.40 | 9262 | UMTS 1900 | RMC | 21.0 | 20.94 | 0.03 | 10 mm | 8617 | N/A | 1:1 | bottom | 0.796 | 1.014 | 0.807 | |
| 1880.00 | 9400 | UMTS 1900 | RMC | 21.0 | 20.96 | -0.02 | 10 mm | 8617 | N/A | 1:1 | bottom | 0.800 | 1.009 | 0.807 | |
| 1907.60 | 9538 | UMTS 1900 | RMC | 21.0 | 20.85 | 0.04 | 10 mm | 8617 | N/A | 1:1 | bottom | 0.860 | 1.035 | 0.890 | |
| 1880.00 | 9400 | UMTS 1900 | RMC | 21.0 | 20.96 | 0.10 | 10 mm | 8617 | N/A | 1:1 | left | 0.315 | 1.009 | 0.318 | |
| 1907.60 | 9538 | UMTS 1900 | RMC | 21.0 | 20.85 | 0.08 | 10 mm | 8617 | N/A | 1:1 | back | 1.040 | 1.035 | 1.076 | |
| 1712.40 | 1312 | UMTS 1750 | RMC | 21.5 | 21.27 | 0.03 | 10 mm | 8613 | N/A | 1:1 | back | 0.663 | 1.054 | 0.699 | |
| 1732.40 | 1412 | UMTS 1750 | RMC | 21.5 | 21.28 | -0.06 | 10 mm | 8613 | N/A | 1:1 | back | 0.689 | 1.052 | 0.725 | |
| 1752.50 | 1862 | UMTS 1750 | RMC | 21.5 | 21.46 | -0.02 | 10 mm | 8613 | N/A | 1:1 | back | 0.757 | 1.009 | 0.764 | A23 |
| 1732.40 | 1412 | UMTS 1750 | RMC | 21.5 | 21.28 | -0.02 | 10 mm | 8613 | N/A | 1:1 | front | 0.639 | 1.052 | 0.672 | |
| 1732.40 | 1412 | UMTS 1750 | RMC | 21.5 | 21.28 | -0.04 | 10 mm | 8613 | N/A | 1:1 | bottom | 0.562 | 1.052 | 0.591 | |
| 1732.40 | 1412 | UMTS 1750 | RMC | 21.5 | 21.28 | 0.04 | 10 mm | 8613 | N/A | 1:1 | left | 0.261 | 1.052 | 0.275 | |
| ANSI / IEEE C95.1 1992 - SAFETY LIMIT Spatial Peak Uncontrolled Exposure/General Population | | | | | | | Body 1.6 W/kg (mW/g) averaged over 1 gram | | | | | | | | |

Note: Blue entry represents variability measurement.


| | | | | |
|-----------------------------------|---|-------------------------------|-------------|---------------------------------|
| FCC ID: PY7PM-0430 |  | SAR EVALUATION REPORT | SONY | Reviewed by: Quality Manager |
| Document S/N: 0Y1307011148.PY7 | Test Dates: 05/06/13 - 05/13/13 06/18/13 - 08/08/13 | DUT Type: Portable Handset | | Page 66 of 91 |

Table 11-18
LTE Band 2 (PCS) Hotspot SAR


| MEASUREMENT RESULTS | | | | | | | | | | | | | | | | | | | |
|---|-------|------|------------------|-----------------------------|-----------------------|------------------|----------|---|------------|---------|-----------|---------|-------|------------|----------|----------------|-----------------|--------|-----|
| FREQUENCY | | Mode | Bandwidth [MHz] | Maximum Allowed Power [dBm] | Conducted Power [dBm] | Power Drift [dB] | MPR [dB] | Device Serial Number | Modulation | RB Size | RB Offset | Spacing | Side | Duty Cycle | SAR (1g) | Scaling Factor | Scaled SAR (1g) | Plot # | |
| MHz | Ch. | | | | | | | | | | | | | | (W/kg) | | (W/kg) | | |
| 1860.00 | 18700 | Low | LTE Band 2 (PCS) | 20 | 21.0 | 20.82 | -0.12 | 0 | 8620 | QPSK | 1 | 50 | 10 mm | back | 1:1 | 0.873 | 1.042 | 0.910 | |
| 1880.00 | 18900 | Mid | LTE Band 2 (PCS) | 20 | 21.0 | 20.75 | -0.14 | 0 | 8620 | QPSK | 1 | 99 | 10 mm | back | 1:1 | 0.932 | 1.059 | 0.987 | |
| 1900.00 | 19100 | High | LTE Band 2 (PCS) | 20 | 21.0 | 20.73 | -0.16 | 0 | 8620 | QPSK | 1 | 50 | 10 mm | back | 1:1 | 0.956 | 1.064 | 1.017 | A32 |
| 1860.00 | 18700 | Low | LTE Band 2 (PCS) | 20 | 21.0 | 20.75 | -0.18 | 0 | 8620 | QPSK | 50 | 0 | 10 mm | back | 1:1 | 0.822 | 1.059 | 0.870 | |
| 1880.00 | 18900 | Mid | LTE Band 2 (PCS) | 20 | 21.0 | 20.62 | -0.02 | 0 | 8620 | QPSK | 50 | 0 | 10 mm | back | 1:1 | 0.847 | 1.091 | 0.924 | |
| 1900.00 | 19100 | High | LTE Band 2 (PCS) | 20 | 21.0 | 20.66 | 0.00 | 0 | 8620 | QPSK | 50 | 25 | 10 mm | back | 1:1 | 0.942 | 1.081 | 1.018 | |
| 1860.00 | 18700 | Low | LTE Band 2 (PCS) | 20 | 21.0 | 20.64 | 0.01 | 0 | 8620 | QPSK | 100 | 0 | 10 mm | back | 1:1 | 0.760 | 1.086 | 0.825 | |
| 1860.00 | 18700 | Low | LTE Band 2 (PCS) | 20 | 21.0 | 20.82 | 0.02 | 0 | 8620 | QPSK | 1 | 50 | 10 mm | front | 1:1 | 0.679 | 1.042 | 0.708 | |
| 1860.00 | 18700 | Low | LTE Band 2 (PCS) | 20 | 21.0 | 20.75 | -0.01 | 0 | 8620 | QPSK | 50 | 0 | 10 mm | front | 1:1 | 0.558 | 1.059 | 0.591 | |
| 1860.00 | 18700 | Low | LTE Band 2 (PCS) | 20 | 21.0 | 20.82 | -0.03 | 0 | 8620 | QPSK | 1 | 50 | 10 mm | bottom | 1:1 | 0.678 | 1.042 | 0.706 | |
| 1860.00 | 18700 | Low | LTE Band 2 (PCS) | 20 | 21.0 | 20.75 | -0.08 | 0 | 8620 | QPSK | 50 | 0 | 10 mm | bottom | 1:1 | 0.653 | 1.059 | 0.692 | |
| 1860.00 | 18700 | Low | LTE Band 2 (PCS) | 20 | 21.0 | 20.82 | 0.08 | 0 | 8620 | QPSK | 1 | 50 | 10 mm | left | 1:1 | 0.138 | 1.042 | 0.144 | |
| 1860.00 | 18700 | Low | LTE Band 2 (PCS) | 20 | 21.0 | 20.75 | 0.00 | 0 | 8620 | QPSK | 50 | 0 | 10 mm | left | 1:1 | 0.128 | 1.059 | 0.136 | |
| ANSI / IEEE C95.1 1992 - SAFETY LIMIT Spatial Peak Uncontrolled Exposure/General Population | | | | | | | | Body 1.6 W/kg (mW/g) averaged over 1 gram | | | | | | | | | | | |

Table 11-19
LTE Band 4 (AWS) Hotspot SAR

| MEASUREMENT RESULTS | | | | | | | | | | | | | | | | | | | |
|---|-------|------|------------------|-----------------------------|-----------------------|------------------|----------|---|------------|---------|-----------|---------|-------|------------|----------|----------------|-----------------|--------|-----|
| FREQUENCY | | Mode | Bandwidth [MHz] | Maximum Allowed Power [dBm] | Conducted Power [dBm] | Power Drift [dB] | MPR [dB] | Device Serial Number | Modulation | RB Size | RB Offset | Spacing | Side | Duty Cycle | SAR (1g) | Scaling Factor | Scaled SAR (1g) | Plot # | |
| MHz | Ch. | | | | | | | | | | | | | | (W/kg) | | (W/kg) | | |
| 1732.50 | 20175 | Mid | LTE Band 4 (AWS) | 20 | 21.5 | 21.44 | 0.05 | 0 | 8620 | QPSK | 1 | 0 | 10 mm | back | 1:1 | 0.814 | 1.014 | 0.825 | A33 |
| 1732.50 | 20175 | Mid | LTE Band 4 (AWS) | 20 | 21.5 | 21.14 | 0.00 | 0 | 8620 | QPSK | 50 | 0 | 10 mm | back | 1:1 | 0.761 | 1.086 | 0.826 | |
| 1732.50 | 20175 | Mid | LTE Band 4 (AWS) | 20 | 21.5 | 21.12 | -0.04 | 0 | 8620 | QPSK | 100 | 0 | 10 mm | back | 1:1 | 0.778 | 1.091 | 0.849 | |
| 1732.50 | 20175 | Mid | LTE Band 4 (AWS) | 20 | 21.5 | 21.44 | -0.01 | 0 | 8620 | QPSK | 1 | 0 | 10 mm | front | 1:1 | 0.670 | 1.014 | 0.679 | |
| 1732.50 | 20175 | Mid | LTE Band 4 (AWS) | 20 | 21.5 | 21.14 | -0.01 | 0 | 8620 | QPSK | 50 | 0 | 10 mm | front | 1:1 | 0.622 | 1.086 | 0.675 | |
| 1732.50 | 20175 | Mid | LTE Band 4 (AWS) | 20 | 21.5 | 21.44 | 0.01 | 0 | 8620 | QPSK | 1 | 0 | 10 mm | bottom | 1:1 | 0.623 | 1.014 | 0.632 | |
| 1732.50 | 20175 | Mid | LTE Band 4 (AWS) | 20 | 21.5 | 21.14 | -0.04 | 0 | 8620 | QPSK | 50 | 0 | 10 mm | bottom | 1:1 | 0.587 | 1.086 | 0.637 | |
| 1732.50 | 20175 | Mid | LTE Band 4 (AWS) | 20 | 21.5 | 21.44 | 0.06 | 0 | 8620 | QPSK | 1 | 0 | 10 mm | left | 1:1 | 0.283 | 1.014 | 0.287 | |
| 1732.50 | 20175 | Mid | LTE Band 4 (AWS) | 20 | 21.5 | 21.14 | -0.01 | 0 | 8620 | QPSK | 50 | 0 | 10 mm | left | 1:1 | 0.272 | 1.086 | 0.295 | |
| ANSI / IEEE C95.1 1992 - SAFETY LIMIT Spatial Peak Uncontrolled Exposure/General Population | | | | | | | | Body 1.6 W/kg (mW/g) averaged over 1 gram | | | | | | | | | | | |

Table 11-20
LTE Band 5 (Cell) Hotspot SAR

| MEASUREMENT RESULTS | | | | | | | | | | | | | | | | | | | |
|---|-------|------|-------------------|-----------------------------|-----------------------|------------------|----------|---|------------|---------|-----------|---------|-------|------------|----------|----------------|-----------------|--------|-----|
| FREQUENCY | | Mode | Bandwidth [MHz] | Maximum Allowed Power [dBm] | Conducted Power [dBm] | Power Drift [dB] | MPR [dB] | Device Serial Number | Modulation | RB Size | RB Offset | Spacing | Side | Duty Cycle | SAR (1g) | Scaling Factor | Scaled SAR (1g) | Plot # | |
| MHz | Ch. | | | | | | | | | | | | | | (W/kg) | | (W/kg) | | |
| 836.50 | 20525 | Mid | LTE Band 5 (Cell) | 10 | 23.1 | 22.82 | 0.00 | 0 | 8620 | QPSK | 1 | 49 | 10 mm | back | 1:1 | 0.527 | 1.067 | 0.562 | A34 |
| 836.50 | 20525 | Mid | LTE Band 5 (Cell) | 10 | 22.1 | 21.58 | -0.05 | 1 | 8620 | QPSK | 25 | 0 | 10 mm | back | 1:1 | 0.394 | 1.127 | 0.444 | |
| 836.50 | 20525 | Mid | LTE Band 5 (Cell) | 10 | 23.1 | 22.82 | -0.03 | 0 | 8620 | QPSK | 1 | 49 | 10 mm | front | 1:1 | 0.443 | 1.067 | 0.473 | |
| 836.50 | 20525 | Mid | LTE Band 5 (Cell) | 10 | 22.1 | 21.58 | -0.02 | 1 | 8620 | QPSK | 25 | 0 | 10 mm | front | 1:1 | 0.332 | 1.127 | 0.374 | |
| 836.50 | 20525 | Mid | LTE Band 5 (Cell) | 10 | 23.1 | 22.82 | 0.01 | 0 | 8620 | QPSK | 1 | 49 | 10 mm | bottom | 1:1 | 0.241 | 1.067 | 0.257 | |
| 836.50 | 20525 | Mid | LTE Band 5 (Cell) | 10 | 22.1 | 21.58 | 0.09 | 1 | 8620 | QPSK | 25 | 0 | 10 mm | bottom | 1:1 | 0.180 | 1.127 | 0.203 | |
| 836.50 | 20525 | Mid | LTE Band 5 (Cell) | 10 | 23.1 | 22.82 | 0.10 | 0 | 8620 | QPSK | 1 | 49 | 10 mm | left | 1:1 | 0.088 | 1.067 | 0.094 | |
| 836.50 | 20525 | Mid | LTE Band 5 (Cell) | 10 | 22.1 | 21.58 | 0.11 | 1 | 8620 | QPSK | 25 | 0 | 10 mm | left | 1:1 | 0.068 | 1.127 | 0.077 | |
| ANSI / IEEE C95.1 1992 - SAFETY LIMIT Spatial Peak Uncontrolled Exposure/General Population | | | | | | | | Body 1.6 W/kg (mW/g) averaged over 1 gram | | | | | | | | | | | |

| | | | | |
|-----------------------------------|---|-------------------------------|-------------|---------------------------------|
| FCC ID: PY7PM-0430 |  | SAR EVALUATION REPORT | SONY | Reviewed by: Quality Manager |
| Document S/N: 0Y1307011148.PY7 | Test Dates: 05/06/13 - 05/13/13 06/18/13 - 08/08/13 | DUT Type: Portable Handset | | Page 67 of 91 |

**Table 11-21
LTE Band 17 Hotspot SAR**


| MEASUREMENT RESULTS | | | | | | | | | | | | | | | | | | | |
|---|-------|------|-----------------|-----------------------------|-----------------------|------------------|----------|----------------------|---|---------|-----------|---------|-------|------------|-----------------|----------------|------------------------|--------|-----|
| FREQUENCY | | Mode | Bandwidth [MHz] | Maximum Allowed Power [dBm] | Conducted Power [dBm] | Power Drift [dB] | MPR [dB] | Device Serial Number | Modulation | RB Size | RB Offset | Spacing | Side | Duty Cycle | SAR (1g) (W/kg) | Scaling Factor | Scaled SAR (1g) (W/kg) | Plot # | |
| MHz | Ch. | | | | | | | | | | | | | | | | | | |
| 710.00 | 23790 | Mid | LTE Band 17 | 10 | 23.6 | 23.13 | 0.07 | 0 | 8620 | QPSK | 1 | 0 | 10 mm | back | 1:1 | 0.148 | 1.114 | 0.165 | A35 |
| 710.00 | 23790 | Mid | LTE Band 17 | 10 | 22.6 | 22.12 | -0.03 | 1 | 8620 | QPSK | 25 | 25 | 10 mm | back | 1:1 | 0.132 | 1.117 | 0.147 | |
| 710.00 | 23790 | Mid | LTE Band 17 | 10 | 23.6 | 23.13 | -0.02 | 0 | 8620 | QPSK | 1 | 0 | 10 mm | front | 1:1 | 0.114 | 1.114 | 0.127 | |
| 710.00 | 23790 | Mid | LTE Band 17 | 10 | 22.6 | 22.12 | 0.01 | 1 | 8620 | QPSK | 25 | 25 | 10 mm | front | 1:1 | 0.101 | 1.117 | 0.113 | |
| 710.00 | 23790 | Mid | LTE Band 17 | 10 | 23.6 | 23.13 | -0.05 | 0 | 8620 | QPSK | 1 | 0 | 10 mm | bottom | 1:1 | 0.054 | 1.114 | 0.060 | |
| 710.00 | 23790 | Mid | LTE Band 17 | 10 | 22.6 | 22.12 | 0.05 | 1 | 8620 | QPSK | 25 | 25 | 10 mm | bottom | 1:1 | 0.049 | 1.117 | 0.055 | |
| 710.00 | 23790 | Mid | LTE Band 17 | 10 | 23.6 | 23.13 | 0.06 | 0 | 8620 | QPSK | 1 | 0 | 10 mm | left | 1:1 | 0.057 | 1.114 | 0.063 | |
| 710.00 | 23790 | Mid | LTE Band 17 | 10 | 22.6 | 22.12 | -0.03 | 1 | 8620 | QPSK | 25 | 25 | 10 mm | left | 1:1 | 0.049 | 1.117 | 0.055 | |
| ANSI / IEEE C95.1 1992 - SAFETY LIMIT Spatial Peak Uncontrolled Exposure/General Population | | | | | | | | | Body 1.6 W/kg (mW/g) averaged over 1 gram | | | | | | | | | | |

**Table 11-22
LTE Band 7 Hotspot SAR**

| MEASUREMENT RESULTS | | | | | | | | | | | | | | | | | | | |
|---|-------|------|-----------------|-----------------------------|-----------------------|------------------|----------|----------------------|---|---------|-----------|---------|-------|------------|-----------------|----------------|------------------------|--------|-----|
| FREQUENCY | | Mode | Bandwidth [MHz] | Maximum Allowed Power [dBm] | Conducted Power [dBm] | Power Drift [dB] | MPR [dB] | Device Serial Number | Modulation | RB Size | RB Offset | Spacing | Side | Duty Cycle | SAR (1g) (W/kg) | Scaling Factor | Scaled SAR (1g) (W/kg) | Plot # | |
| MHz | Ch. | | | | | | | | | | | | | | | | | | |
| 2510.00 | 20850 | Low | LTE Band 7 | 20 | 20.5 | 19.70 | 0.04 | 0 | 8620 | QPSK | 1 | 0 | 10 mm | back | 1:1 | 0.635 | 1.202 | 0.763 | |
| 2535.00 | 21100 | Mid | LTE Band 7 | 20 | 20.5 | 19.71 | -0.02 | 0 | 8620 | QPSK | 1 | 99 | 10 mm | back | 1:1 | 0.758 | 1.199 | 0.909 | A36 |
| 2560.00 | 21350 | High | LTE Band 7 | 20 | 20.5 | 19.74 | 0.02 | 0 | 8620 | QPSK | 1 | 99 | 10 mm | back | 1:1 | 0.697 | 1.191 | 0.830 | |
| 2510.00 | 20850 | Low | LTE Band 7 | 20 | 20.5 | 19.55 | 0.03 | 0 | 8620 | QPSK | 50 | 50 | 10 mm | back | 1:1 | 0.554 | 1.245 | 0.680 | |
| 2535.00 | 21100 | Mid | LTE Band 7 | 20 | 20.5 | 19.50 | 0.02 | 0 | 8620 | QPSK | 50 | 50 | 10 mm | back | 1:1 | 0.735 | 1.259 | 0.925 | |
| 2560.00 | 21350 | High | LTE Band 7 | 20 | 20.5 | 19.58 | -0.04 | 0 | 8620 | QPSK | 50 | 50 | 10 mm | back | 1:1 | 0.675 | 1.236 | 0.834 | |
| 2560.00 | 21350 | High | LTE Band 7 | 20 | 20.5 | 19.56 | 0.13 | 0 | 8620 | QPSK | 100 | 0 | 10 mm | back | 1:1 | 0.620 | 1.242 | 0.770 | |
| 2560.00 | 21350 | High | LTE Band 7 | 20 | 20.5 | 19.74 | 0.02 | 0 | 8620 | QPSK | 1 | 99 | 10 mm | front | 1:1 | 0.233 | 1.191 | 0.278 | |
| 2560.00 | 21350 | High | LTE Band 7 | 20 | 20.5 | 19.58 | -0.11 | 0 | 8620 | QPSK | 50 | 50 | 10 mm | front | 1:1 | 0.237 | 1.236 | 0.293 | |
| 2560.00 | 21350 | High | LTE Band 7 | 20 | 20.5 | 19.74 | -0.16 | 0 | 8620 | QPSK | 1 | 99 | 10 mm | bottom | 1:1 | 0.278 | 1.191 | 0.331 | |
| 2560.00 | 21350 | High | LTE Band 7 | 20 | 20.5 | 19.58 | -0.11 | 0 | 8620 | QPSK | 50 | 50 | 10 mm | bottom | 1:1 | 0.271 | 1.236 | 0.335 | |
| 2560.00 | 21350 | High | LTE Band 7 | 20 | 20.5 | 19.74 | -0.05 | 0 | 8620 | QPSK | 1 | 99 | 10 mm | left | 1:1 | 0.235 | 1.191 | 0.280 | |
| 2560.00 | 21350 | High | LTE Band 7 | 20 | 20.5 | 19.58 | -0.01 | 0 | 8620 | QPSK | 50 | 50 | 10 mm | left | 1:1 | 0.231 | 1.236 | 0.286 | |
| ANSI / IEEE C95.1 1992 - SAFETY LIMIT Spatial Peak Uncontrolled Exposure/General Population | | | | | | | | | Body 1.6 W/kg (mW/g) averaged over 1 gram | | | | | | | | | | |

**Table 11-23
WLAN Hotspot SAR**

| MEASUREMENT RESULTS | | | | | | | | | | | | | | | | |
|---|-----|--------------|---------|-----------------------------|-----------------------|------------------|---------|----------------------|---|-------|------------|-----------------|----------------|------------------------|--------|--|
| FREQUENCY | | Mode | Service | Maximum Allowed Power [dBm] | Conducted Power [dBm] | Power Drift [dB] | Spacing | Device Serial Number | Data Rate (Mbps) | Side | Duty Cycle | SAR (1g) (W/kg) | Scaling Factor | Scaled SAR (1g) (W/kg) | Plot # | |
| MHz | Ch. | | | | | | | | | | | | | | | |
| 2437 | 6 | IEEE 802.11b | DSSS | 14.0 | 13.13 | -0.01 | 10 mm | 6717 | 1 | back | 1:1 | 0.210 | 1.222 | 0.257 | | |
| 2417 | 2 | IEEE 802.11b | DSSS | 14.0 | 12.25 | 0.03 | 10 mm | 6717 | 1 | front | 1:1 | 0.100 | 1.496 | 0.150 | | |
| 2437 | 6 | IEEE 802.11b | DSSS | 14.0 | 13.13 | -0.01 | 10 mm | 6717 | 1 | front | 1:1 | 0.260 | 1.222 | 0.318 | A37 | |
| 2457 | 10 | IEEE 802.11b | DSSS | 14.0 | 11.77 | 0.15 | 10 mm | 6717 | 1 | front | 1:1 | 0.021 | 1.671 | 0.035 | | |
| 2437 | 6 | IEEE 802.11b | DSSS | 14.0 | 13.13 | -0.06 | 10 mm | 6717 | 1 | top | 1:1 | 0.123 | 1.222 | 0.150 | | |
| 2437 | 6 | IEEE 802.11b | DSSS | 14.0 | 13.13 | -0.02 | 10 mm | 6717 | 1 | right | 1:1 | 0.038 | 1.222 | 0.046 | | |
| ANSI / IEEE C95.1 1992 - SAFETY LIMIT Spatial Peak Uncontrolled Exposure/General Population | | | | | | | | | Body 1.6 W/kg (mW/g) averaged over 1 gram | | | | | | | |

| | | | | |
|-----------------------------------|---|-------------------------------|-------------|---------------------------------|
| FCC ID: PY7PM-0430 |  | SAR EVALUATION REPORT | SONY | Reviewed by: Quality Manager |
| Document S/N: 0Y1307011148.PY7 | Test Dates: 05/06/13 - 05/13/13 06/18/13 - 08/08/13 | DUT Type: Portable Handset | | Page 68 of 91 |


11.4 Standalone Hand SAR Data

Please note that the following 3mm 10g SAR data was measured for configurations where 1g hotspot SAR scaled up to the maximum output power tolerances exceeded a 1g SAR level of 1.2 W/kg. The 3mm Phablet SAR test distance is based on a FCC KDB inquiry and is established according to the specific conditions applicable to the device.

**Table 11-24
GPRS/UMTS Hand SAR**

| MEASUREMENT RESULTS | | | | | | | | | | | | | | | |
|---|------|-----------|---------|-----------------------------|-----------------------|------------------|---|----------------------|-----------------|------------|--------|-----------|----------------|--------------------|--------|
| FREQUENCY | | Mode | Service | Maximum Allowed Power [dBm] | Conducted Power [dBm] | Power Drift [dB] | Spacing | Device Serial Number | # of GPRS Slots | Duty Cycle | Side | SAR (10g) | Scaling Factor | Reported SAR (10g) | Plot # |
| MHz | Ch. | | | | | | | | | | | (W/kg) | | (W/kg) | |
| 1850.20 | 512 | GSM 1900 | GPRS | 26.5 | 26.30 | -0.04 | 3 mm | 8624 | 4 | 1:2.076 | back | 1.460 | 1.047 | 1.529 | |
| 1880.00 | 661 | GSM 1900 | GPRS | 26.5 | 26.35 | -0.05 | 3 mm | 8624 | 4 | 1:2.076 | back | 1.910 | 1.035 | 1.977 | |
| 1909.80 | 810 | GSM 1900 | GPRS | 26.5 | 26.50 | -0.05 | 3 mm | 8624 | 4 | 1:2.076 | back | 2.250 | 1.000 | 2.250 | A38 |
| 1880.00 | 661 | GSM 1900 | GPRS | 26.5 | 26.35 | 0.03 | 3 mm | 8624 | 4 | 1:2.076 | front | 1.560 | 1.035 | 1.615 | |
| 1880.00 | 661 | GSM 1900 | GPRS | 26.5 | 26.35 | -0.08 | 3 mm | 8624 | 4 | 1:2.076 | bottom | 1.380 | 1.035 | 1.428 | |
| 1852.40 | 9262 | UMTS 1900 | RMC | 24.0 | 23.67 | 0.07 | 3 mm | 8624 | N/A | 1:1 | back | 2.530 | 1.079 | 2.730 | |
| 1880.00 | 9400 | UMTS 1900 | RMC | 24.0 | 23.62 | 0.04 | 3 mm | 8624 | N/A | 1:1 | back | 2.640 | 1.091 | 2.880 | |
| 1907.60 | 9538 | UMTS 1900 | RMC | 24.0 | 23.55 | -0.02 | 3 mm | 8624 | N/A | 1:1 | back | 2.880 | 1.109 | 3.194 | |
| 1852.40 | 9262 | UMTS 1900 | RMC | 24.0 | 23.67 | -0.04 | 3 mm | 8624 | N/A | 1:1 | front | 2.250 | 1.079 | 2.428 | |
| 1880.00 | 9400 | UMTS 1900 | RMC | 24.0 | 23.62 | -0.02 | 3 mm | 8624 | N/A | 1:1 | front | 2.310 | 1.091 | 2.520 | |
| 1907.60 | 9538 | UMTS 1900 | RMC | 24.0 | 23.55 | -0.06 | 3 mm | 8624 | N/A | 1:1 | front | 2.430 | 1.109 | 2.695 | |
| 1852.40 | 9262 | UMTS 1900 | RMC | 24.0 | 23.67 | 0.04 | 3 mm | 8624 | N/A | 1:1 | bottom | 2.060 | 1.079 | 2.223 | |
| 1880.00 | 9400 | UMTS 1900 | RMC | 24.0 | 23.62 | 0.01 | 3 mm | 8624 | N/A | 1:1 | bottom | 2.040 | 1.091 | 2.226 | |
| 1907.60 | 9538 | UMTS 1900 | RMC | 24.0 | 23.55 | -0.05 | 3 mm | 8624 | N/A | 1:1 | bottom | 2.260 | 1.109 | 2.506 | |
| 1907.60 | 9538 | UMTS 1900 | RMC | 24.0 | 23.55 | 0.13 | 3 mm | 8624 | N/A | 1:1 | back | 3.170 | 1.109 | 3.516 | A39 |
| 1712.40 | 1312 | UMTS 1750 | RMC | 24.5 | 23.96 | -0.09 | 3 mm | 8624 | N/A | 1:1 | back | 2.660 | 1.132 | 3.011 | |
| 1732.40 | 1412 | UMTS 1750 | RMC | 24.5 | 24.19 | -0.08 | 3 mm | 8624 | N/A | 1:1 | back | 2.910 | 1.074 | 3.125 | |
| 1752.50 | 1862 | UMTS 1750 | RMC | 24.5 | 24.27 | -0.07 | 3 mm | 8624 | N/A | 1:1 | back | 3.280 | 1.054 | 3.457 | A40 |
| 1712.40 | 1312 | UMTS 1750 | RMC | 24.5 | 23.96 | -0.01 | 3 mm | 8624 | N/A | 1:1 | front | 2.440 | 1.132 | 2.762 | |
| 1732.40 | 1412 | UMTS 1750 | RMC | 24.5 | 24.19 | -0.13 | 3 mm | 8624 | N/A | 1:1 | front | 2.670 | 1.074 | 2.868 | |
| 1752.50 | 1862 | UMTS 1750 | RMC | 24.5 | 24.27 | -0.04 | 3 mm | 8624 | N/A | 1:1 | front | 2.930 | 1.054 | 3.088 | |
| 1752.50 | 1862 | UMTS 1750 | RMC | 24.5 | 24.27 | 0.00 | 3 mm | 8624 | N/A | 1:1 | back | 3.110 | 1.054 | 3.278 | |
| ANSI / IEEE C95.1 1992 - SAFETY LIMIT Spatial Peak Uncontrolled Exposure/General Population | | | | | | | Hand 4.0 W/kg (mW/g) averaged over 10 grams | | | | | | | | |


Note: Blue entry represents variability measurement.

| | | | | |
|-----------------------------------|---|-------------------------------|-------------|---------------------------------|
| FCC ID: PY7PM-0430 |  | SAR EVALUATION REPORT | SONY | Reviewed by: Quality Manager |
| Document S/N: 0Y1307011148.PY7 | Test Dates: 05/06/13 - 05/13/13 06/18/13 - 08/08/13 | DUT Type: Portable Handset | | Page 69 of 91 |

**Table 11-25
LTE Hand SAR**

| MEASUREMENT RESULTS | | | | | | | | | | | | | | | | | | | |
|---|-------|------|------------------|-----------------------------|-----------------------|------------------|----------|---|------------|---------|-----------|---------|------|------------|------------------|----------------|---------------------------|--------|-----|
| FREQUENCY | | Mode | Bandwidth [MHz] | Maximum Allowed Power [dBm] | Conducted Power [dBm] | Power Drift [dB] | MPR [dB] | Device Serial Number | Modulation | RB Size | RB Offset | Spacing | Side | Duty Cycle | SAR (10g) (W/kg) | Scaling Factor | Reported SAR (10g) (W/kg) | Plot # | |
| MHz | Ch. | | | | | | | | | | | | | | | | | | |
| 1860.00 | 18700 | Low | LTE Band 2 (PCS) | 20 | 23.8 | 23.27 | -0.01 | 0 | 8694 | QPSK | 1 | 99 | 3 mm | back | 1:1 | 2.070 | 1.130 | 2.339 | |
| 1880.00 | 18900 | Mid | LTE Band 2 (PCS) | 20 | 23.8 | 23.25 | -0.02 | 0 | 8694 | QPSK | 1 | 50 | 3 mm | back | 1:1 | 2.110 | 1.135 | 2.395 | |
| 1900.00 | 19100 | High | LTE Band 2 (PCS) | 20 | 23.8 | 23.22 | -0.02 | 0 | 8694 | QPSK | 1 | 50 | 3 mm | back | 1:1 | 2.220 | 1.143 | 2.537 | A41 |
| 1860.00 | 18700 | Low | LTE Band 2 (PCS) | 20 | 22.8 | 22.13 | -0.03 | 1 | 8694 | QPSK | 50 | 25 | 3 mm | back | 1:1 | 1.620 | 1.167 | 1.891 | |
| 1900.00 | 19100 | High | LTE Band 2 (PCS) | 20 | 22.8 | 22.08 | 0.01 | 1 | 8694 | QPSK | 100 | 0 | 3 mm | back | 1:1 | 1.700 | 1.180 | 2.006 | |
| 1860.00 | 18700 | Low | LTE Band 2 (PCS) | 20 | 23.8 | 23.27 | -0.01 | 0 | 8694 | QPSK | 1 | 99 | 3 mm | front | 1:1 | 1.570 | 1.130 | 1.774 | |
| 1860.00 | 18700 | Low | LTE Band 2 (PCS) | 20 | 22.8 | 22.13 | -0.03 | 1 | 8694 | QPSK | 50 | 25 | 3 mm | front | 1:1 | 1.420 | 1.167 | 1.657 | |
| 1860.00 | 18700 | Low | LTE Band 2 (PCS) | 20 | 23.8 | 23.27 | 0.01 | 0 | 8694 | QPSK | 1 | 99 | 3 mm | bottom | 1:1 | 1.610 | 1.130 | 1.819 | |
| 1860.00 | 18700 | Low | LTE Band 2 (PCS) | 20 | 22.8 | 22.13 | -0.04 | 1 | 8694 | QPSK | 50 | 25 | 3 mm | bottom | 1:1 | 1.270 | 1.167 | 1.482 | |
| 1732.50 | 20175 | Mid | LTE Band 4 (AWS) | 20 | 23.6 | 23.41 | -0.01 | 0 | 8694 | QPSK | 1 | 0 | 3 mm | back | 1:1 | 2.860 | 1.045 | 2.989 | A42 |
| 1732.50 | 20175 | Mid | LTE Band 4 (AWS) | 20 | 22.6 | 22.12 | 0.04 | 1 | 8694 | QPSK | 50 | 0 | 3 mm | back | 1:1 | 2.200 | 1.117 | 2.457 | |
| 1732.50 | 20175 | Mid | LTE Band 4 (AWS) | 20 | 22.6 | 22.10 | -0.03 | 1 | 8694 | QPSK | 100 | 0 | 3 mm | back | 1:1 | 2.420 | 1.122 | 2.715 | |
| 2510.00 | 20850 | Low | LTE Band 7 | 20 | 23.8 | 22.77 | -0.13 | 0 | 8925 | QPSK | 1 | 50 | 3 mm | back | 1:1 | 2.720 | 1.268 | 3.449 | |
| 2535.00 | 21100 | Mid | LTE Band 7 | 20 | 23.8 | 22.60 | -0.06 | 0 | 8925 | QPSK | 1 | 99 | 3 mm | back | 1:1 | 2.400 | 1.318 | 3.163 | |
| 2560.00 | 21350 | High | LTE Band 7 | 20 | 23.8 | 22.75 | 0.02 | 0 | 8925 | QPSK | 1 | 99 | 3 mm | back | 1:1 | 2.730 | 1.274 | 3.478 | |
| 2510.00 | 20850 | Low | LTE Band 7 | 20 | 22.8 | 21.63 | 0.01 | 1 | 8925 | QPSK | 50 | 0 | 3 mm | back | 1:1 | 2.130 | 1.309 | 2.788 | |
| 2535.00 | 21100 | Mid | LTE Band 7 | 20 | 22.8 | 21.55 | -0.03 | 1 | 8925 | QPSK | 50 | 0 | 3 mm | back | 1:1 | 2.080 | 1.334 | 2.775 | |
| 2560.00 | 21350 | High | LTE Band 7 | 20 | 22.8 | 21.52 | -0.03 | 1 | 8925 | QPSK | 50 | 25 | 3 mm | back | 1:1 | 2.110 | 1.343 | 2.834 | |
| 2535.00 | 21100 | Mid | LTE Band 7 | 20 | 22.8 | 21.55 | 0.01 | 1 | 8925 | QPSK | 100 | 0 | 3 mm | back | 1:1 | 2.410 | 1.334 | 3.215 | |
| 2510.00 | 20850 | Low | LTE Band 7 | 20 | 23.8 | 22.77 | -0.13 | 0 | 8925 | QPSK | 1 | 50 | 3 mm | back | 1:1 | 2.670 | 1.268 | 3.386 | |
| 2560.00 | 21350 | High | LTE Band 7 | 20 | 23.8 | 22.75 | -0.08 | 0 | 8925 | QPSK | 1 | 99 | 3 mm | back | 1:1 | 3.020 | 1.274 | 3.847 | A43 |
| ANSI / IEEE C95.1 1992 - SAFETY LIMIT Spatial Peak | | | | | | | | Hand 4.0 W/kg (mW/g) averaged over 10 grams | | | | | | | | | | | |
| Uncontrolled Exposure/General Population | | | | | | | | | | | | | | | | | | | |

Note: Blue entry represents variability measurement.

| | | | | |
|-----------------------------------|---|-------------------------------|-------------|---------------------------------|
| FCC ID: PY7PM-0430 |  PCTEST ENGINEERING LABORATORY, INC. | SAR EVALUATION REPORT | SONY | Reviewed by: Quality Manager |
| Document S/N: 0Y1307011148.PY7 | Test Dates: 05/06/13 - 05/13/13 06/18/13 - 08/08/13 | DUT Type: Portable Handset | | Page 70 of 91 |


**Table 11-26
WLAN Hand SAR**

| MEASUREMENT RESULTS | | | | | | | | | | | | | | | |
|---|-----|---------------|---------|-----------------------------|-----------------------|------------------|---|----------------------|------------------|-------|------------|-----------|----------------|------------------|--------|
| FREQUENCY | | Mode | Service | Maximum Allowed Power [dBm] | Conducted Power [dBm] | Power Drift [dB] | Spacing | Device Serial Number | Data Rate (Mbps) | Side | Duty Cycle | SAR (10g) | Scaling Factor | Scaled SAR (10g) | Plot # |
| MHz | Ch. | | | | | | | | | | | (W/kg) | | (W/kg) | |
| 5765 | 153 | IEEE 802.11a | OFDM | 13.5 | 13.48 | 0.00 | 3 mm | 3039 | 6 | back | 1:1 | 0.356 | 1.005 | 0.358 | |
| 5805 | 161 | IEEE 802.11a | OFDM | 13.5 | 12.67 | -0.03 | 3 mm | 3039 | 6 | back | 1:1 | 0.363 | 1.211 | 0.440 | A44 |
| 5825 | 165 | IEEE 802.11a | OFDM | 13.5 | 13.25 | -0.15 | 3 mm | 3039 | 6 | back | 1:1 | 0.295 | 1.059 | 0.312 | |
| 5775 | 155 | IEEE 802.11ac | OFDM | 11.8 | 11.04 | -0.03 | 3 mm | 3039 | 29.3 | back | 1:1 | 0.264 | 1.191 | 0.314 | |
| 5765 | 153 | IEEE 802.11a | OFDM | 13.5 | 13.48 | -0.04 | 3 mm | 3039 | 6 | front | 1:1 | 0.353 | 1.005 | 0.355 | |
| 5765 | 153 | IEEE 802.11a | OFDM | 13.5 | 13.48 | -0.15 | 3 mm | 3039 | 6 | top | 1:1 | 0.156 | 1.005 | 0.157 | |
| 5765 | 153 | IEEE 802.11a | OFDM | 13.5 | 13.48 | 0.10 | 3 mm | 3039 | 6 | right | 1:1 | 0.032 | 1.005 | 0.032 | |
| 5200 | 40 | IEEE 802.11a | OFDM | 13.5 | 13.39 | -0.05 | 3 mm | 3039 | 6 | back | 1:1 | 0.564 | 1.026 | 0.579 | |
| 5240 | 48 | IEEE 802.11a | OFDM | 13.5 | 13.39 | -0.04 | 3 mm | 3039 | 6 | back | 1:1 | 0.555 | 1.026 | 0.569 | |
| 5210 | 42 | IEEE 802.11ac | OFDM | 11.0 | 10.62 | -0.12 | 3 mm | 3039 | 29.3 | back | 1:1 | 0.417 | 1.091 | 0.455 | |
| 5240 | 48 | IEEE 802.11a | OFDM | 13.5 | 13.39 | 0.00 | 3 mm | 3039 | 6 | front | 1:1 | 0.408 | 1.026 | 0.419 | |
| 5240 | 48 | IEEE 802.11a | OFDM | 13.5 | 13.39 | -0.13 | 3 mm | 3039 | 6 | top | 1:1 | 0.112 | 1.026 | 0.115 | |
| 5240 | 48 | IEEE 802.11a | OFDM | 13.5 | 13.39 | 0.03 | 3 mm | 3039 | 6 | right | 1:1 | 0.064 | 1.026 | 0.065 | |
| 5260 | 52 | IEEE 802.11a | OFDM | 13.5 | 12.93 | -0.20 | 3 mm | 3039 | 6 | back | 1:1 | 0.504 | 1.140 | 0.575 | |
| 5320 | 64 | IEEE 802.11a | OFDM | 13.5 | 12.73 | -0.10 | 3 mm | 3039 | 6 | back | 1:1 | 0.604 | 1.194 | 0.721 | A45 |
| 5290 | 58 | IEEE 802.11ac | OFDM | 11.0 | 10.35 | -0.12 | 3 mm | 3039 | 29.3 | back | 1:1 | 0.471 | 1.161 | 0.547 | |
| 5260 | 52 | IEEE 802.11a | OFDM | 13.5 | 12.93 | 0.03 | 3 mm | 3039 | 6 | front | 1:1 | 0.374 | 1.140 | 0.426 | |
| 5260 | 52 | IEEE 802.11a | OFDM | 13.5 | 12.93 | -0.09 | 3 mm | 3039 | 6 | top | 1:1 | 0.115 | 1.140 | 0.131 | |
| 5260 | 52 | IEEE 802.11a | OFDM | 13.5 | 12.93 | -0.12 | 3 mm | 3039 | 6 | right | 1:1 | 0.101 | 1.140 | 0.115 | |
| 5520 | 104 | IEEE 802.11a | OFDM | 11.5 | 11.23 | -0.10 | 3 mm | 3039 | 6 | back | 1:1 | 0.276 | 1.064 | 0.294 | |
| 5560 | 112 | IEEE 802.11a | OFDM | 11.5 | 11.31 | -0.09 | 3 mm | 3039 | 6 | back | 1:1 | 0.345 | 1.045 | 0.361 | |
| 5660 | 132 | IEEE 802.11a | OFDM | 11.5 | 11.45 | -0.10 | 3 mm | 3039 | 6 | back | 1:1 | 0.442 | 1.012 | 0.447 | |
| 5530 | 106 | IEEE 802.11ac | OFDM | 11.0 | 10.84 | -0.07 | 3 mm | 3039 | 29.3 | back | 1:1 | 0.283 | 1.038 | 0.294 | |
| 5660 | 132 | IEEE 802.11a | OFDM | 11.5 | 11.45 | -0.01 | 3 mm | 3039 | 6 | front | 1:1 | 0.314 | 1.012 | 0.318 | |
| 5660 | 132 | IEEE 802.11a | OFDM | 11.5 | 11.45 | -0.14 | 3 mm | 3039 | 6 | top | 1:1 | 0.171 | 1.012 | 0.173 | |
| 5660 | 132 | IEEE 802.11a | OFDM | 11.5 | 11.45 | 0.18 | 3 mm | 3039 | 6 | right | 1:1 | 0.064 | 1.012 | 0.064 | |
| ANSI / IEEE C95.1 1992 - SAFETY LIMIT Spatial Peak Uncontrolled Exposure/General Population | | | | | | | Hand 4.0 W/kg (mW/g) averaged over 10 grams | | | | | | | | |

11.5 SAR Test Notes

General Notes:

1. The test data reported are the worst-case SAR values according to test procedures specified in IEEE 1528-2003, FCC/OET Bulletin 65, Supplement C [June 2001] and FCC KDB Publication 447498 D01v05.
2. Batteries are fully charged at the beginning of the SAR measurements. A standard battery was used for all SAR measurements.
3. Liquid tissue depth was at least 15.0 cm for all frequencies.
4. The manufacturer has confirmed that the device(s) tested have the same physical, mechanical and thermal characteristics and are within operational tolerances expected for production units.
5. SAR results were scaled to the maximum allowed power to demonstrate compliance per FCC KDB Publication 447498 D01v05.

| | | | | |
|-----------------------------------|---|-------------------------------|-------------|---------------------------------|
| FCC ID: PY7PM-0430 |  PCTEST ENGINEERING LABORATORY, INC. | SAR EVALUATION REPORT | SONY | Reviewed by: Quality Manager |
| Document S/N: 0Y1307011148.PY7 | Test Dates: 05/06/13 - 05/13/13 06/18/13 - 08/08/13 | DUT Type: Portable Handset | | Page 71 of 91 |

6. Device was tested for both back and front sides using a fixed spacing for body-worn accessory testing. A separation distance of 15 mm was considered because the manufacturer has determined that there will be body-worn accessories available in the marketplace for users to support this separation distance.
7. Per FCC KDB Publication 648474 D04v01, SAR was evaluated without a headset connected to the device. Since the standalone reported SAR was ≤ 1.2 W/kg, no additional SAR evaluations using a headset cable were required.
8. Per FCC KDB 865664 D01 v01, variability SAR tests were performed when the measured 1 gram SAR results for a frequency band were greater than 0.8 W/kg or when the measured 10 gram SAR results for a frequency band were greater than 2.0 W/kg. Repeated SAR measurements are highlighted in the tables above for clarity. Please see Section 13 for variability analysis.
9. During SAR Testing for the Wireless Router conditions per FCC KDB Publication 941225 D06v01, the actual Portable Hotspot operation (with actual simultaneous transmission of a transmitter with WIFI) was not activated (See Section 6.7 for more details).
10. This DUT has NFC operations. The NFC antenna is integrated into the device. Therefore, all SAR tests were performed with the NFC antenna already incorporated.
11. This device utilizes power reduction under some portable hotspot conditions (tethering) for SAR compliance. Therefore, hotspot was tested for some bands at reduced output power levels.

GSM Test Notes:


1. Body-Worn accessory testing is typically associated with voice operations. Therefore, GSM voice was evaluated for body-worn SAR.
2. Justification for reduced test configurations per KDB Publication 941225 D03v01: The source-based time-averaged output power was evaluated for all multi-slot operations. The multi-slot configuration with the highest frame averaged output power was evaluated for SAR for hotspot SAR.
3. Per FCC KDB Publication 447498 D01v05, if the reported (scaled) SAR measured at the middle channel or highest output power channel for each test configuration is ≤ 0.8 W/kg for 1g SAR or ≤ 2.0 W/kg for 10g SAR then testing at the other channels is not required for such test configuration(s). When the maximum output power variation across the required test channels is $> \frac{1}{2}$ dB, instead of the middle channel, the highest output power channel was used.

UMTS Notes:

1. UMTS mode in Body SAR was tested under RMC 12.2 kbps with HSPA Inactive per KDB Publication 941225 D01v02. HSPA SAR was not required since the average output power of the HSPA subtests was not more than 0.25 dB higher than the RMC level and SAR was less than 1.2 W/kg. DC-HSDPA SAR was not required since SAR was less than 1.2 W/kg.
2. Per FCC KDB Publication 447498 D01v05, if the reported (scaled) SAR measured at the middle channel or highest output power channel for each test configuration is ≤ 0.8 W/kg for 1g SAR or ≤ 2.0 W/kg for 10g SAR then testing at the other channels is not required for such test configuration(s). When the maximum output power variation across the required test channels is $> \frac{1}{2}$ dB, instead of the middle channel, the highest output power channel was used.



LTE Notes:

1. LTE Considerations: LTE test configurations are determined according to SAR Evaluation Considerations for LTE Devices in FCC KDB Publication 941225 D05v02r01. The general test procedures used for testing can be found in Section 8.4.4.
2. MPR is permanently implemented for this device by the manufacturer. The specific manufacturer target MPR is indicated alongside the SAR results. MPR is enabled for this device, according to 3GPP TS36.101 Section 6.2.3 – 6.2.5 under Table 6.2.3-1.
3. A-MPR was disabled for all SAR tests by setting NS=01 on the base station simulator.

| | | | | |
|-----------------------------------|---|-------------------------------|-------------|---------------------------------|
| FCC ID: PY7PM-0430 |  | SAR EVALUATION REPORT | SONY | Reviewed by: Quality Manager |
| Document S/N: 0Y1307011148.PY7 | Test Dates: 05/06/13 - 05/13/13 06/18/13 - 08/08/13 | DUT Type: Portable Handset | | Page 72 of 91 |

WLAN Notes:

1. Justification for reduced test configurations for WIFI channels per KDB Publication 248227 D01v01r02 and October 2012 FCC/TCB Meeting Notes for 2.4 GHz WIFI: Highest average RF output power channel for the lowest data rate was selected for SAR evaluation in 802.11b. Other IEEE 802.11 modes (including 802.11g/n) were not investigated since the average output powers over all channels and data rates were not more than 0.25 dB higher than the tested channel in the lowest data rate of IEEE 802.11b mode.
2. Justification for reduced test configurations for WIFI channels per KDB Publication 248227 D01v01r02 and October 2012 FCC/TCB Meeting Notes for 5 GHz WIFI: Highest average RF output power channel for the lowest data rate was selected for SAR evaluation in 802.11a. Other IEEE 802.11 modes (including 802.11n) were not investigated since the average output powers over all channels and data rates were not more than 0.25 dB higher than the tested channel in the lowest data rate of IEEE 802.11a mode.
3. When Hotspot is enabled, all 5 GHz bands are disabled. Therefore no 5 GHz WIFI Wireless Router SAR Data was required.
4. WIFI transmission was verified using an uncalibrated spectrum analyzer.
5. When maximum extrapolated peak SAR of the zoom scan for the maximum output channel is >1.6 W/kg or the reported 1g averaged SAR is >0.8 W/kg, SAR testing on other default channels is required.
6. There is no power reduction for WIFI antenna.
7. Per April 2013 TCB workshop notes, full SAR testing for 802.11ac was not required since the average output power was not more than 0.25 dB higher than the output power of IEEE 802.11a mode. IEEE 802.11ac was evaluated for the highest IEEE 802.11a position in each 5 GHz band and exposure condition.

| | | | | |
|-----------------------------------|---|-------------------------------|---|---------------------------------|
| FCC ID: PY7PM-0430 |  | SAR EVALUATION REPORT |  | Reviewed by: Quality Manager |
| Document S/N: 0Y1307011148.PY7 | Test Dates: 05/06/13 - 05/13/13 06/18/13 - 08/08/13 | DUT Type: Portable Handset | | Page 73 of 91 |

12 FCC MULTI-TX AND ANTENNA SAR CONSIDERATIONS

12.1 Introduction

The following procedures adopted from FCC KDB Publication 447498 D01v05 are applicable to handsets with built-in unlicensed transmitters such as 802.11a/b/g/n/ac and Bluetooth devices which may simultaneously transmit with the licensed transmitter.

12.2 Simultaneous Transmission Procedures

This device contains transmitters that may operate simultaneously. Therefore simultaneous transmission analysis is required. Per FCC KDB 447498 D01v05r01 IV.C.1.iii, simultaneous transmission SAR test exclusion may be applied when the sum of the 1g SAR for all the simultaneous transmitting antennas in a specific physical test configuration is ≤ 1.6 W/kg and when the sum of the 10g SAR for all simultaneous transmitting antennas in a specific physical test configuration is ≤ 4.0 W/kg. When standalone SAR is not required to be measured, per FCC KDB 447498 D01v05r01 4.3.2 2), the following equations must be used to estimate the standalone 1g and 10g SAR for simultaneous transmission assessment involving that transmitter.

$$\text{Estimated 1g SAR} = \frac{\sqrt{f(\text{GHz})}}{7.5} * \frac{(\text{Max Power of channel, mW})}{\text{Min. Separation Distance, mm}}$$

$$\text{Estimated 10g SAR} = \frac{\sqrt{f(\text{GHz})}}{18.75} * \frac{(\text{Max Power of channel, mW})}{\text{Min. Separation Distance, mm}}$$


**Table 12-1
Estimated SAR**

| Mode | Frequency | Maximum Allowed Power | Separation Distance (Body) | Estimated 1g SAR (Body) |
|-----------|-----------|-----------------------|----------------------------|-------------------------|
| | [MHz] | [dBm] | [mm] | [W/kg] |
| Bluetooth | 2441 | 9.50 | 15 | 0.125 |

| Mode | Frequency | Maximum Allowed Power | Separation Distance (Body) | Estimated 10g SAR (Hand) |
|-----------|-----------|-----------------------|----------------------------|--------------------------|
| | [MHz] | [dBm] | [mm] | [W/kg] |
| Bluetooth | 2441 | 9.50 | 5 | 0.150 |

Notes:

1. Held-to ear configurations are not applicable to Bluetooth operations and therefore were not considered for simultaneous transmission. Per KDB Publication 447498 D01v05, the maximum power of the channel was rounded to the nearest mW before calculation.
2. Per FCC KDB Publication 447498 D01v05r01, when the test separation distance is < 5 mm (touching), a distance of 5 mm is applied to determine estimated SAR.

| | | | | |
|-----------------------------------|---|-------------------------------|-------------|---------------------------------|
| FCC ID: PY7PM-0430 |  PCTEST ENGINEERING LABORATORY, INC. | SAR EVALUATION REPORT | SONY | Reviewed by: Quality Manager |
| Document S/N: 0Y1307011148.PY7 | Test Dates: 05/06/13 - 05/13/13 06/18/13 - 08/08/13 | DUT Type: Portable Handset | | Page 74 of 91 |

12.3 Head SAR Simultaneous Transmission Analysis

Table 12-2
Simultaneous Transmission Scenario with 2.4 GHz WLAN (Held to Ear)

| Simult Tx | Configuration | GSM 850 SAR (W/kg) | 2.4 GHz WLAN SAR (W/kg) | Σ SAR (W/kg) | Simult Tx | Configuration | GSM 1900 SAR (W/kg) | 2.4 GHz WLAN SAR (W/kg) | Σ SAR (W/kg) |
|-----------|---------------|-----------------------------|-------------------------|--------------|-----------|---------------|------------------------------|-------------------------|--------------|
| Head SAR | Right Cheek | 0.255 | 0.610 | 0.865 | Head SAR | Right Cheek | 0.067 | 0.610 | 0.677 |
| | Right Tilt | 0.172 | 0.411 | 0.583 | | Right Tilt | 0.032 | 0.411 | 0.443 |
| | Left Cheek | 0.212 | 1.102 | 1.314 | | Left Cheek | 0.132 | 1.102 | 1.234 |
| | Left Tilt | 0.185 | 0.920 | 1.105 | | Left Tilt | 0.020 | 0.920 | 0.940 |
| Simult Tx | Configuration | UMTS 850 SAR (W/kg) | 2.4 GHz WLAN SAR (W/kg) | Σ SAR (W/kg) | Simult Tx | Configuration | UMTS 1900 SAR (W/kg) | 2.4 GHz WLAN SAR (W/kg) | Σ SAR (W/kg) |
| Head SAR | Right Cheek | 0.352 | 0.610 | 0.962 | Head SAR | Right Cheek | 0.109 | 0.610 | 0.719 |
| | Right Tilt | 0.212 | 0.411 | 0.623 | | Right Tilt | 0.055 | 0.411 | 0.466 |
| | Left Cheek | 0.294 | 1.102 | 1.396 | | Left Cheek | 0.262 | 1.102 | 1.364 |
| | Left Tilt | 0.223 | 0.920 | 1.143 | | Left Tilt | 0.035 | 0.920 | 0.955 |
| Simult Tx | Configuration | UMTS 1750 SAR (W/kg) | 2.4 GHz WLAN SAR (W/kg) | Σ SAR (W/kg) | Simult Tx | Configuration | LTE Band 2 (PCS) SAR (W/kg) | 2.4 GHz WLAN SAR (W/kg) | Σ SAR (W/kg) |
| Head SAR | Right Cheek | 0.414 | 0.610 | 1.024 | Head SAR | Right Cheek | 0.141 | 0.610 | 0.751 |
| | Right Tilt | 0.099 | 0.411 | 0.510 | | Right Tilt | 0.064 | 0.411 | 0.475 |
| | Left Cheek | 0.272 | 1.102 | 1.374 | | Left Cheek | 0.191 | 1.102 | 1.293 |
| | Left Tilt | 0.064 | 0.920 | 0.984 | | Left Tilt | 0.040 | 0.920 | 0.960 |
| Simult Tx | Configuration | LTE Band 4 (AWS) SAR (W/kg) | 2.4 GHz WLAN SAR (W/kg) | Σ SAR (W/kg) | Simult Tx | Configuration | LTE Band 5 (Cell) SAR (W/kg) | 2.4 GHz WLAN SAR (W/kg) | Σ SAR (W/kg) |
| Head SAR | Right Cheek | 0.158 | 0.610 | 0.768 | Head SAR | Right Cheek | 0.232 | 0.610 | 0.842 |
| | Right Tilt | 0.068 | 0.411 | 0.479 | | Right Tilt | 0.126 | 0.411 | 0.537 |
| | Left Cheek | 0.141 | 1.102 | 1.243 | | Left Cheek | 0.184 | 1.102 | 1.286 |
| | Left Tilt | 0.049 | 0.920 | 0.969 | | Left Tilt | 0.147 | 0.920 | 1.067 |
| Simult Tx | Configuration | LTE Band 17 SAR (W/kg) | 2.4 GHz WLAN SAR (W/kg) | Σ SAR (W/kg) | Simult Tx | Configuration | LTE Band 7 SAR (W/kg) | 2.4 GHz WLAN SAR (W/kg) | Σ SAR (W/kg) |
| Head SAR | Right Cheek | 0.069 | 0.610 | 0.679 | Head SAR | Right Cheek | 0.290 | 0.610 | 0.900 |
| | Right Tilt | 0.039 | 0.411 | 0.450 | | Right Tilt | 0.165 | 0.411 | 0.576 |
| | Left Cheek | 0.078 | 1.102 | 1.180 | | Left Cheek | 0.448 | 1.102 | 1.550 |
| | Left Tilt | 0.040 | 0.920 | 0.960 | | Left Tilt | 0.160 | 0.920 | 1.080 |


| | | | | |
|-----------------------------------|---|-------------------------------|-------------|---------------------------------|
| FCC ID: PY7PM-0430 |  | SAR EVALUATION REPORT | SONY | Reviewed by: Quality Manager |
| Document S/N: 0Y1307011148.PY7 | Test Dates: 05/06/13 - 05/13/13 06/18/13 - 08/08/13 | DUT Type: Portable Handset | | Page 75 of 91 |

Table 12-3
Simultaneous Transmission Scenario with 5 GHz WLAN (Held to Ear)

| Simult Tx | Configuration | GSM 850 SAR (W/kg) | 5 GHz WLAN SAR (W/kg) | Σ SAR (W/kg) | Simult Tx | Configuration | GSM 1900 SAR (W/kg) | 5 GHz WLAN SAR (W/kg) | Σ SAR (W/kg) |
|-----------|---------------|----------------------|-----------------------|--------------|-----------|---------------|----------------------|-----------------------|--------------|
| Head SAR | Right Cheek | 0.255 | 0.347 | 0.602 | Head SAR | Right Cheek | 0.067 | 0.347 | 0.414 |
| | Right Tilt | 0.172 | 0.235 | 0.407 | | Right Tilt | 0.032 | 0.235 | 0.267 |
| | Left Cheek | 0.212 | 1.015 | 1.227 | | Left Cheek | 0.132 | 1.015 | 1.147 |
| | Left Tilt | 0.185 | 0.650 | 0.835 | | Left Tilt | 0.020 | 0.650 | 0.670 |
| Simult Tx | Configuration | UMTS 850 SAR (W/kg) | 5 GHz WLAN SAR (W/kg) | Σ SAR (W/kg) | Simult Tx | Configuration | UMTS 1900 SAR (W/kg) | 5 GHz WLAN SAR (W/kg) | Σ SAR (W/kg) |
| Head SAR | Right Cheek | 0.352 | 0.347 | 0.699 | Head SAR | Right Cheek | 0.109 | 0.347 | 0.456 |
| | Right Tilt | 0.212 | 0.235 | 0.447 | | Right Tilt | 0.055 | 0.235 | 0.290 |
| | Left Cheek | 0.294 | 1.015 | 1.309 | | Left Cheek | 0.262 | 1.015 | 1.277 |
| | Left Tilt | 0.223 | 0.650 | 0.873 | | Left Tilt | 0.035 | 0.650 | 0.685 |
| Simult Tx | Configuration | UMTS 1750 SAR (W/kg) | 5 GHz WLAN SAR (W/kg) | Σ SAR (W/kg) | | | | | |
| Head SAR | Right Cheek | 0.414 | 0.347 | 0.761 | | | | | |
| | Right Tilt | 0.099 | 0.235 | 0.334 | | | | | |
| | Left Cheek | 0.272 | 1.015 | 1.287 | | | | | |
| | Left Tilt | 0.064 | 0.650 | 0.714 | | | | | |

12.4 Body-Worn Simultaneous Transmission Analysis

Table 12-4
Simultaneous Transmission Scenario with 2.4 GHz WLAN (Body-Worn at 1.5 cm)

| Configuration | Mode | 2G/3G/4G SAR (W/kg) | 2.4 GHz WLAN SAR (W/kg) | Σ SAR (W/kg) | Configuration | Mode | 2G/3G/4G SAR (W/kg) | 2.4 GHz WLAN SAR (W/kg) | Σ SAR (W/kg) |
|---------------|-------------------|---------------------|-------------------------|--------------|---------------|-------------------|---------------------|-------------------------|--------------|
| Back Side | GSM 850 | 0.401 | 0.127 | 0.528 | Front Side | GSM 850 | 0.375 | 0.175 | 0.550 |
| Back Side | GSM 1900 | 0.485 | 0.127 | 0.612 | Front Side | GSM 1900 | 0.413 | 0.175 | 0.588 |
| Back Side | UMTS 850 | 0.440 | 0.127 | 0.567 | Front Side | UMTS 850 | 0.376 | 0.175 | 0.551 |
| Back Side | UMTS 1900 | 0.955 | 0.127 | 1.082 | Front Side | UMTS 1900 | 0.710 | 0.175 | 0.885 |
| Back Side | UMTS 1750 | 0.882 | 0.127 | 1.009 | Front Side | UMTS 1750 | 0.763 | 0.175 | 0.938 |
| Back Side | LTE Band 2 (PCS) | 0.874 | 0.127 | 1.001 | Front Side | LTE Band 2 (PCS) | 0.638 | 0.175 | 0.813 |
| Back Side | LTE Band 4 (AWS) | 0.617 | 0.127 | 0.744 | Front Side | LTE Band 4 (AWS) | 0.588 | 0.175 | 0.763 |
| Back Side | LTE Band 5 (Cell) | 0.283 | 0.127 | 0.410 | Front Side | LTE Band 5 (Cell) | 0.253 | 0.175 | 0.428 |
| Back Side | LTE Band 17 | 0.111 | 0.127 | 0.238 | Front Side | LTE Band 17 | 0.096 | 0.175 | 0.271 |
| Back Side | LTE Band 7 | 0.902 | 0.127 | 1.029 | Front Side | LTE Band 7 | 0.432 | 0.175 | 0.607 |

Table 12-5
Simultaneous Transmission Scenario with 5 GHz WLAN (Body-Worn at 15 mm)

| Configuration | Mode | 2G/3G/4G SAR (W/kg) | 5 GHz WLAN SAR (W/kg) | Σ SAR (W/kg) | Configuration | Mode | 2G/3G SAR (W/kg) | 5 GHz WLAN SAR (W/kg) | Σ SAR (W/kg) |
|---------------|-----------|---------------------|-----------------------|--------------|---------------|-----------|------------------|-----------------------|--------------|
| Back Side | GSM 850 | 0.401 | 0.126 | 0.527 | Front Side | GSM 850 | 0.375 | 0.051 | 0.426 |
| Back Side | GSM 1900 | 0.485 | 0.126 | 0.611 | Front Side | GSM 1900 | 0.413 | 0.051 | 0.464 |
| Back Side | UMTS 850 | 0.440 | 0.126 | 0.566 | Front Side | UMTS 850 | 0.376 | 0.051 | 0.427 |
| Back Side | UMTS 1900 | 0.955 | 0.126 | 1.081 | Front Side | UMTS 1900 | 0.710 | 0.051 | 0.761 |
| Back Side | UMTS 1750 | 0.882 | 0.126 | 1.008 | Front Side | UMTS 1750 | 0.763 | 0.051 | 0.814 |


| | | | | |
|-----------------------------------|---|-------------------------------|-------------|---------------------------------|
| FCC ID: PY7PM-0430 |  PCTEST ENGINEERING LABORATORY, INC. | SAR EVALUATION REPORT | SONY | Reviewed by: Quality Manager |
| Document S/N: 0Y1307011148.PY7 | Test Dates: 05/06/13 - 05/13/13 06/18/13 - 08/08/13 | DUT Type: Portable Handset | | Page 76 of 91 |

Table 12-6
Simultaneous Transmission Scenario with Bluetooth (Body-Worn at 15 mm)

| Configuration | Mode | 2G/3G/4G SAR (W/kg) | Bluetooth SAR (W/kg) | Σ SAR (W/kg) | Configuration | Mode | 2G/3G/4G SAR (W/kg) | Bluetooth SAR (W/kg) | Σ SAR (W/kg) |
|---------------|-------------------|---------------------|----------------------|--------------|---------------|-------------------|---------------------|----------------------|--------------|
| Back Side | GSM 850 | 0.401 | 0.125 | 0.526 | Front Side | GSM 850 | 0.375 | 0.125 | 0.500 |
| Back Side | GSM 1900 | 0.485 | 0.125 | 0.610 | Front Side | GSM 1900 | 0.413 | 0.125 | 0.538 |
| Back Side | UMTS 850 | 0.440 | 0.125 | 0.565 | Front Side | UMTS 850 | 0.376 | 0.125 | 0.501 |
| Back Side | UMTS 1900 | 0.955 | 0.125 | 1.080 | Front Side | UMTS 1900 | 0.710 | 0.125 | 0.835 |
| Back Side | UMTS 1750 | 0.882 | 0.125 | 1.007 | Front Side | UMTS 1750 | 0.763 | 0.125 | 0.888 |
| Back Side | LTE Band 2 (PCS) | 0.874 | 0.125 | 0.999 | Front Side | LTE Band 2 (PCS) | 0.638 | 0.125 | 0.763 |
| Back Side | LTE Band 4 (AWS) | 0.617 | 0.125 | 0.742 | Front Side | LTE Band 4 (AWS) | 0.588 | 0.125 | 0.713 |
| Back Side | LTE Band 5 (Cell) | 0.283 | 0.125 | 0.408 | Front Side | LTE Band 5 (Cell) | 0.253 | 0.125 | 0.378 |
| Back Side | LTE Band 17 | 0.111 | 0.125 | 0.236 | Front Side | LTE Band 17 | 0.096 | 0.125 | 0.221 |
| Back Side | LTE Band 7 | 0.902 | 0.125 | 1.027 | Front Side | LTE Band 7 | 0.432 | 0.125 | 0.557 |


Note: Bluetooth SAR was not required to be measured per FCC KDB 447498. Estimated Bluetooth SAR results were used in the above table to determine simultaneous transmission SAR test exclusion.

12.5 Hotspot SAR Simultaneous Transmission Analysis

Per FCC KDB Publication 941225 D06v01, the devices edges with antennas more than 2.5 cm from edge are not required to be evaluated for SAR ("-").

Table 12-7
Simultaneous Transmission Scenario (2.4 GHz Hotspot at 1.0 cm)

| Simult Tx | Configuration | GPRS 850 SAR (W/kg) | 2.4 GHz WLAN SAR (W/kg) | Σ SAR (W/kg) | Simult Tx | Configuration | GPRS 1900 SAR (W/kg) | 2.4 GHz WLAN SAR (W/kg) | Σ SAR (W/kg) |
|-----------|---------------|---------------------|-------------------------|--------------|-----------|---------------|----------------------|-------------------------|--------------|
| Body SAR | Back | 1.081 | 0.257 | 1.338 | Body SAR | Back | 1.022 | 0.257 | 1.279 |
| | Front | 0.924 | 0.318 | 1.242 | | Front | 0.793 | 0.318 | 1.111 |
| | Top | - | 0.150 | 0.150 | | Top | - | 0.150 | 0.150 |
| | Bottom | 0.498 | - | 0.498 | | Bottom | 0.764 | - | 0.764 |
| | Right | - | 0.046 | 0.046 | | Right | - | 0.046 | 0.046 |
| | Left | 0.219 | - | 0.219 | | Left | 0.176 | - | 0.176 |
| Body SAR | Back | 0.877 | 0.257 | 1.134 | Body SAR | Back | 1.097 | 0.257 | 1.354 |
| | Front | 0.689 | 0.318 | 1.007 | | Front | 0.873 | 0.318 | 1.191 |
| | Top | - | 0.150 | 0.150 | | Top | - | 0.150 | 0.150 |
| | Bottom | 0.400 | - | 0.400 | | Bottom | 0.890 | - | 0.890 |
| | Right | - | 0.046 | 0.046 | | Right | - | 0.046 | 0.046 |
| | Left | 0.154 | - | 0.154 | | Left | 0.318 | - | 0.318 |
| Body SAR | Back | 0.764 | 0.257 | 1.021 | Body SAR | Back | 1.018 | 0.257 | 1.275 |
| | Front | 0.672 | 0.318 | 0.990 | | Front | 0.708 | 0.318 | 1.026 |
| | Top | - | 0.150 | 0.150 | | Top | - | 0.150 | 0.150 |
| | Bottom | 0.591 | - | 0.591 | | Bottom | 0.706 | - | 0.706 |
| | Right | - | 0.046 | 0.046 | | Right | - | 0.046 | 0.046 |
| | Left | 0.275 | - | 0.275 | | Left | 0.144 | - | 0.144 |

| | | | | |
|-----------------------------------|---|-------------------------------|-------------|---------------------------------|
| FCC ID: PY7PM-0430 |  PCTEST ENGINEERING LABORATORY, INC. | SAR EVALUATION REPORT | SONY | Reviewed by: Quality Manager |
| Document S/N: 0Y1307011148.PY7 | Test Dates: 05/06/13 - 05/13/13 06/18/13 - 08/08/13 | DUT Type: Portable Handset | | Page 77 of 91 |

| Simult Tx | Configuration | LTE Band 4 (AWS) SAR (W/kg) | 2.4 GHz WLAN SAR (W/kg) | Σ SAR (W/kg) | Simult Tx | Configuration | LTE Band 5 (Cell) SAR (W/kg) | 2.4 GHz WLAN SAR (W/kg) | Σ SAR (W/kg) |
|-----------|---------------|-----------------------------|-------------------------|--------------|-----------|---------------|------------------------------|-------------------------|--------------|
| Body SAR | Back | 0.849 | 0.257 | 1.106 | Body SAR | Back | 0.562 | 0.257 | 0.819 |
| | Front | 0.679 | 0.318 | 0.997 | | Front | 0.473 | 0.318 | 0.791 |
| | Top | - | 0.150 | 0.150 | | Top | - | 0.150 | 0.150 |
| | Bottom | 0.637 | - | 0.637 | | Bottom | 0.257 | - | 0.257 |
| | Right | - | 0.046 | 0.046 | | Right | - | 0.046 | 0.046 |
| | Left | 0.295 | - | 0.295 | | Left | 0.094 | - | 0.094 |
| Simult Tx | Configuration | LTE Band 17 SAR (W/kg) | 2.4 GHz WLAN SAR (W/kg) | Σ SAR (W/kg) | Simult Tx | Configuration | LTE Band 7 SAR (W/kg) | 2.4 GHz WLAN SAR (W/kg) | Σ SAR (W/kg) |
| Body SAR | Back | 0.165 | 0.257 | 0.422 | Body SAR | Back | 0.925 | 0.257 | 1.182 |
| | Front | 0.127 | 0.318 | 0.445 | | Front | 0.293 | 0.318 | 0.611 |
| | Top | - | 0.150 | 0.150 | | Top | - | 0.150 | 0.150 |
| | Bottom | 0.060 | - | 0.060 | | Bottom | 0.335 | - | 0.335 |
| | Right | - | 0.046 | 0.046 | | Right | - | 0.046 | 0.046 |
| | Left | 0.063 | - | 0.063 | | Left | 0.286 | - | 0.286 |


12.6 Hand SAR Simultaneous Transmission Analysis

Per FCC KDB Publication 648474 D04 Handset SAR v01r01, the devices edges with antennas more than 2.5 cm from edge are not required to be evaluated for SAR (“-“).

Table 12-8
Simultaneous Transmission Scenario (Bluetooth Hand SAR at 0.3 cm)

| Simult Tx | Configuration | GPRS 1900 SAR (W/kg) | Bluetooth SAR (W/kg) | Σ SAR (W/kg) | Simult Tx | Configuration | UMTS 1900 SAR (W/kg) | Bluetooth SAR (W/kg) | Σ SAR (W/kg) |
|-----------|---------------|-----------------------------|----------------------|--------------|-----------|---------------|-----------------------------|----------------------|--------------|
| Hand SAR | Back | 2.250 | 0.150 | 2.400 | Hand SAR | Back | 3.516 | 0.150 | 3.666 |
| | Front | 1.615 | 0.150 | 1.765 | | Front | 2.695 | 0.150 | 2.845 |
| | Top | - | 0.150 | 0.150 | | Top | - | 0.150 | 0.150 |
| | Bottom | 1.428 | - | 1.428 | | Bottom | 2.506 | - | 2.506 |
| | Right | - | 0.150 | 0.150 | | Right | - | 0.150 | 0.150 |
| | Left | - | - | 0.000 | | Left | - | - | 0.000 |
| Simult Tx | Configuration | UMTS 1750 SAR (W/kg) | Bluetooth SAR (W/kg) | Σ SAR (W/kg) | Simult Tx | Configuration | LTE Band 2 (PCS) SAR (W/kg) | Bluetooth SAR (W/kg) | Σ SAR (W/kg) |
| Hand SAR | Back | 3.457 | 0.150 | 3.607 | Hand SAR | Back | 2.537 | 0.150 | 2.687 |
| | Front | 3.088 | 0.150 | 3.238 | | Front | 1.774 | 0.150 | 1.924 |
| | Top | - | 0.150 | 0.150 | | Top | - | 0.150 | 0.150 |
| | Bottom | - | - | 0.000 | | Bottom | 1.819 | - | 1.819 |
| | Right | - | 0.150 | 0.150 | | Right | - | 0.150 | 0.150 |
| | Left | - | - | 0.000 | | Left | - | - | 0.000 |
| Simult Tx | Configuration | LTE Band 4 (AWS) SAR (W/kg) | Bluetooth SAR (W/kg) | Σ SAR (W/kg) | Simult Tx | Configuration | LTE Band 7 SAR (W/kg) | Bluetooth SAR (W/kg) | Σ SAR (W/kg) |
| Hand SAR | Back | 2.989 | 0.150 | 3.139 | Hand SAR | Back | 3.847 | 0.150 | 3.997 |
| | Front | - | 0.150 | 0.150 | | Front | - | 0.150 | 0.150 |
| | Top | - | 0.150 | 0.150 | | Top | - | 0.150 | 0.150 |
| | Bottom | - | - | 0.000 | | Bottom | - | - | 0.000 |
| | Right | - | 0.150 | 0.150 | | Right | - | 0.150 | 0.150 |
| | Left | - | - | 0.000 | | Left | - | - | 0.000 |

Note: Bluetooth SAR was not required to be measured per FCC KDB 447498. Estimated Bluetooth SAR results were used in the above table to determine simultaneous transmission SAR test exclusion.

| | | | | | |
|-----------------------------------|---|-------------------------------|--|-------------|---------------------------------|
| FCC ID: PY7PM-0430 |  | SAR EVALUATION REPORT | | SONY | Reviewed by: Quality Manager |
| Document S/N: 0Y1307011148.PY7 | Test Dates: 05/06/13 - 05/13/13 06/18/13 - 08/08/13 | DUT Type: Portable Handset | | | Page 78 of 91 |

**Table 12-9
Simultaneous Transmission Scenario (5 GHz Hand SAR at 0.3 cm)**

| Simult Tx | Configuration | GPRS 1900 SAR (W/kg) | 5 GHz WLAN SAR (W/kg) | Σ SAR (W/kg) | Simult Tx | Configuration | LTE Band 2 (PCS) SAR (W/kg) | 5 GHz WLAN SAR (W/kg) | Σ SAR (W/kg) | Simult Tx | Configuration | LTE Band 4 (AWS) SAR (W/kg) | 5 GHz WLAN SAR (W/kg) | Σ SAR (W/kg) |
|-----------|---------------|----------------------|-----------------------|--------------|-----------|---------------|-----------------------------|-----------------------|--------------|-----------|---------------|-----------------------------|-----------------------|--------------|
| Hand SAR | Back | 2.250 | 0.721 | 2.971 | Hand SAR | Back | 2.537 | 0.721 | 3.258 | Hand SAR | Back | 2.989 | 0.721 | 3.710 |
| | Front | 1.615 | 0.426 | 2.041 | | Front | 1.774 | 0.426 | 2.200 | | Front | - | 0.426 | 0.426 |
| | Top | - | 0.173 | 0.173 | | Top | - | 0.173 | 0.173 | | Top | - | 0.173 | 0.173 |
| | Bottom | 1.428 | - | 1.428 | | Bottom | 1.819 | - | 1.819 | | Bottom | - | - | 0.000 |
| | Right | - | 0.115 | 0.115 | | Right | - | 0.115 | 0.115 | | Right | - | 0.115 | 0.115 |
| | Left | - | - | 0.000 | | Left | - | - | 0.000 | | Left | - | - | 0.000 |

| Simult Tx | Configuration | UMTS 1750 SAR (W/kg) | 5 GHz WLAN SAR (W/kg) | Σ SAR (W/kg) | SPLSR | Simult Tx | Configuration | UMTS 1900 SAR (W/kg) | 5 GHz WLAN SAR (W/kg) | Σ SAR (W/kg) | SPLSR |
|-----------|---------------|----------------------|-----------------------|--------------|-------|-----------|---------------|----------------------|-----------------------|--------------|-------|
| Hand SAR | Back | 3.457 | 0.721 | See Note | 0.05 | Hand SAR | Back | 3.516 | 0.721 | See Note | 0.06 |
| | Front | 3.088 | 0.426 | 3.514 | N/A | | Front | 2.695 | 0.426 | 3.121 | N/A |
| | Top | - | 0.173 | 0.173 | N/A | | Top | - | 0.173 | 0.173 | N/A |
| | Bottom | - | - | 0.000 | N/A | | Bottom | 2.506 | - | 2.506 | N/A |
| | Right | - | 0.115 | 0.115 | N/A | | Right | - | 0.115 | 0.115 | N/A |
| | Left | - | - | 0.000 | N/A | | Left | - | - | 0.000 | N/A |

| Simult Tx | Configuration | LTE Band 7 SAR (W/kg) | 5 GHz WLAN SAR (W/kg) | Σ SAR (W/kg) | SPLSR |
|-----------|---------------|-----------------------|-----------------------|--------------|-------|
| Hand SAR | Back | 3.847 | 0.721 | See Note | 0.06 |
| | Front | - | 0.426 | 0.426 | N/A |
| | Top | - | 0.173 | 0.173 | N/A |
| | Bottom | - | - | 0.000 | N/A |
| | Right | - | 0.115 | 0.115 | N/A |
| | Left | - | - | 0.000 | N/A |

Note:


1. No evaluation was performed to determine the aggregate 10g SAR for these configurations as the SPLS ratio between the antenna pairs was not higher than 0.1 per FCC KDB 447498 D01v05. See Section 12.7 for detailed SPLS ratio analysis.

12.7 SPLSR Evaluation and Analysis

Per FCC KDB Publication 447498 D01v05, when the 1g sum of the standalone transmitters is more than 1.6 W/kg or when the 10g sum of the standalone transmitters is more than 4.0 W/kg, the SAR sum to peak locations can be analyzed to determine SAR distribution overlaps. When the SAR peak to location ratio (shown below) for each pair of antennas is ≤ 0.04 for 1 g or ≤ 0.1 for 10 g, simultaneous SAR evaluation is not required. The distance between the transmitters was calculated using the following formula.

$$\text{Distance}_{\text{Tx1} - \text{Tx2}} = R_i = \sqrt{(x_1 - x_2)^2 + (y_1 - y_2)^2 + (z_1 - z_2)^2}$$

$$\text{SPLS Ratio} = \frac{(SAR_1 + SAR_2)^{1.5}}{R_i}$$

| | | | | |
|-----------------------------------|---|-------------------------------|-------------|---------------------------------|
| FCC ID: PY7PM-0430 |  | SAR EVALUATION REPORT | SONY | Reviewed by: Quality Manager |
| Document S/N: 0Y1307011148.PY7 | Test Dates: 05/06/13 - 05/13/13 06/18/13 - 08/08/13 | DUT Type: Portable Handset | | Page 79 of 91 |

The sum of the standalone SAR values was above 4.0 W/kg for the Hand SAR Back side configuration at a separation distance of 3 mm with UMTS 1750 antenna operating at maximum power with 5 GHz WIFI antenna.

Table 12-10
Peak SAR Locations for Hand SAR Back Side at 3 mm UMTS 1750 and 5 GHz WLAN

| Mode/Band | x (mm) | y (mm) | z (mm) |
|-----------|--------|--------|---------|
| UMTS 1750 | -2.04 | -90.00 | -205.00 |
| 802.11a | -32.00 | 72.00 | -199.00 |

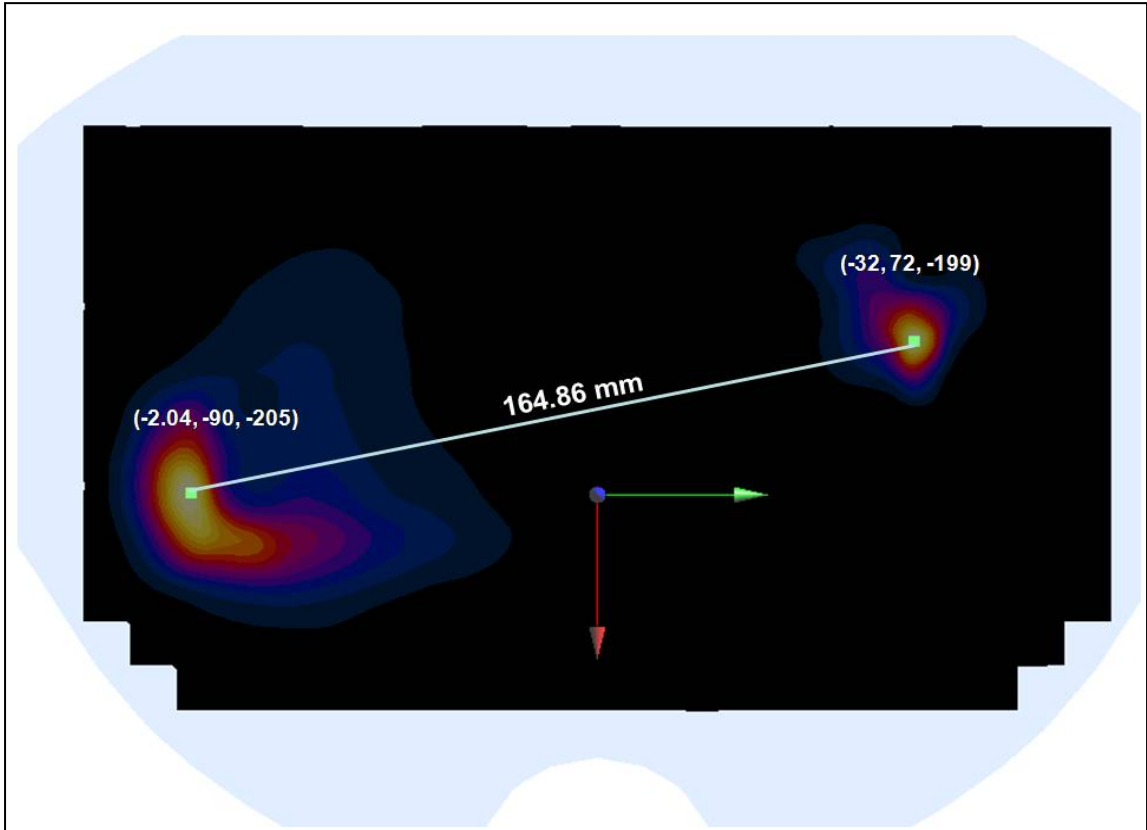


Figure 12-1
Peak SAR Locations of 5 GHz WLAN and UMTS 1750

Table 12-11
SAR Sum to Peak Location Separation Ratio Calculation

| Antenna Pair | | Standalone 10g SAR (W/kg) | | Standalone SAR Sum (W/kg) | Peak SAR Separation Distance (mm) | SPLS Ratio |
|--------------|---------|---------------------------|-------|---------------------------|-----------------------------------|-----------------------|
| Ant "a" | Ant "b" | a | b | a+b | D_{a-b} | $(a+b)^{1.5}/D_{a-b}$ |
| UMTS 1750 | 802.11a | 3.457 | 0.721 | 4.178 | 164.86 | 0.05 |

| | | | | |
|-----------------------------------|---|-------------------------------|-------------|---------------------------------|
| FCC ID: PY7PM-0430 | PCTEST ENGINEERING LABORATORY, INC. | SAR EVALUATION REPORT | SONY | Reviewed by: Quality Manager |
| Document S/N: 0Y1307011148.PY7 | Test Dates: 05/06/13 - 05/13/13 06/18/13 - 08/08/13 | DUT Type: Portable Handset | | Page 80 of 91 |

The sum of the standalone SAR values was above 4.0 W/kg for the Hand SAR Back side configuration at a separation distance of 3 mm with UMTS 1900 antenna operating at maximum power with 5 GHz WIFI antenna.

Table 12-12
Peak SAR Locations for Hand SAR Back Side at 3 mm UMTS 1900 and 5 GHz WLAN

| Mode/Band | x (mm) | y (mm) | z (mm) |
|-----------|--------|--------|---------|
| UMTS 1900 | -0.50 | -80.50 | -204.00 |
| 802.11a | -32.00 | 72.00 | -199.00 |

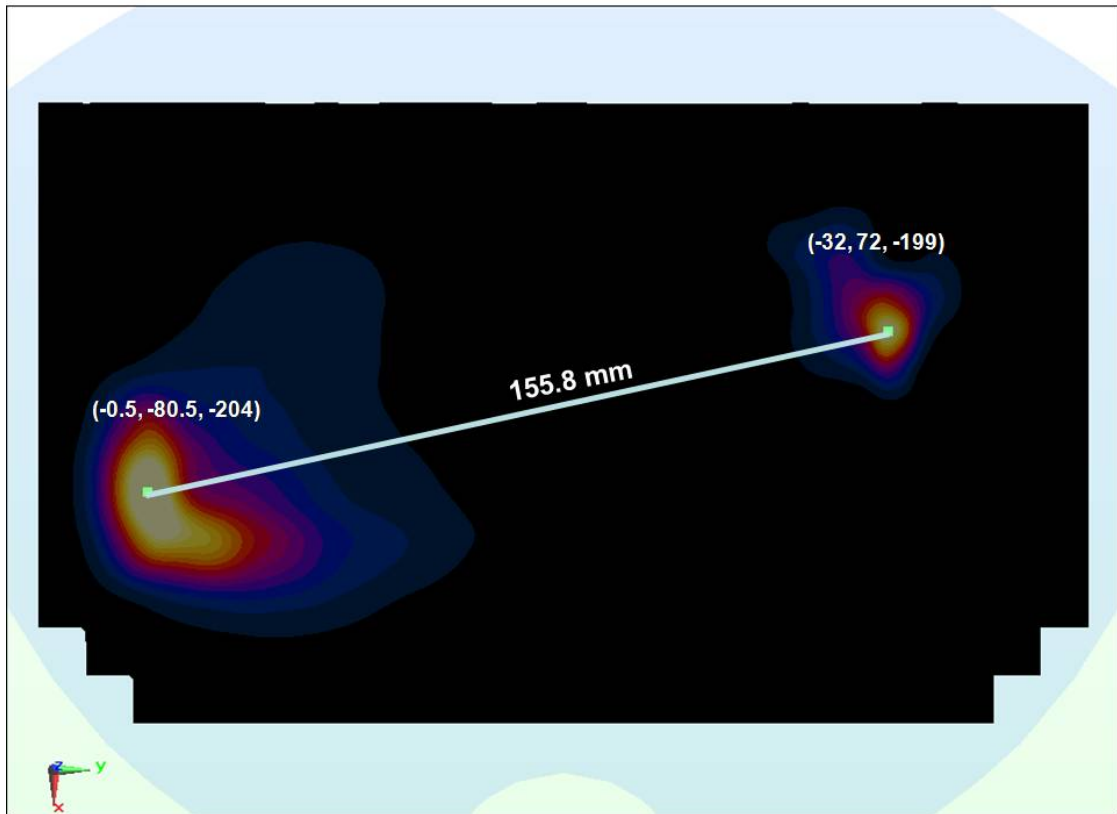



Figure 12-2
Peak SAR Locations of 5 GHz WLAN and UMTS 1900

Table 12-13
SAR Sum to Peak Location Separation Ratio Calculation

| Antenna Pair | | Standalone 10g SAR (W/kg) | | Standalone SAR Sum (W/kg) | Peak SAR Separation Distance (mm) | SPLS Ratio |
|--------------|---------|---------------------------|-------|---------------------------|-----------------------------------|-----------------------|
| Ant "a" | Ant "b" | a | b | a+b | D_{a-b} | $(a+b)^{1.5}/D_{a-b}$ |
| UMTS 1900 | 802.11a | 3.516 | 0.721 | 4.237 | 155.8 | 0.06 |

| | | | | |
|-----------------------------------|---|-------------------------------|-------------|---------------------------------|
| FCC ID: PY7PM-0430 |  | SAR EVALUATION REPORT | SONY | Reviewed by: Quality Manager |
| Document S/N: 0Y1307011148.PY7 | Test Dates: 05/06/13 - 05/13/13 06/18/13 - 08/08/13 | DUT Type: Portable Handset | | Page 81 of 91 |

The sum of the standalone SAR values was above 4.0 W/kg for the Hand SAR Back side configuration at a separation distance of 3 mm with LTE Band 7 antenna operating at maximum power with 5 GHz WIFI antenna.

Table 12-14
Peak SAR Locations for Hand SAR Back Side at 3 mm LTE Band 7 and 5 GHz WLAN

| Mode/Band | x (mm) | y (mm) | z (mm) |
|------------|--------|--------|---------|
| LTE Band 7 | 6.99 | -86.00 | -205.00 |
| 802.11a | -32.00 | 72.00 | -199.00 |

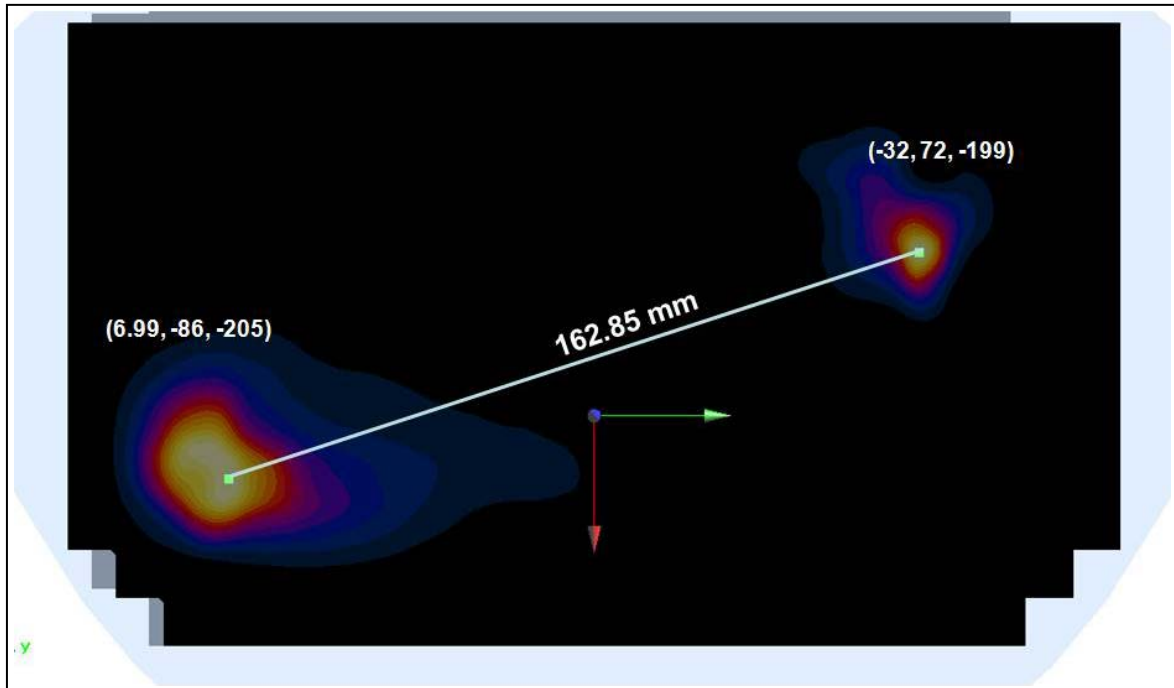



Figure 12-3
Peak SAR Locations of 5 GHz WLAN and LTE Band 7

Table 12-15
SAR Sum to Peak Location Separation Ratio Calculation

| Antenna Pair | | Standalone 10g SAR (W/kg) | | Standalone SAR Sum (W/kg) | Peak SAR Separation Distance (mm) | SPLS Ratio |
|--------------|---------|---------------------------|-------|---------------------------|-----------------------------------|-----------------------|
| Ant "a" | Ant "b" | a | b | a+b | D_{a-b} | $(a+b)^{1.5}/D_{a-b}$ |
| LTE Band 7 | 802.11a | 3.847 | 0.721 | 4.568 | 162.85 | 0.06 |

12.8 Simultaneous Transmission Conclusion

The above numerical summed SAR results for all the worst-case simultaneous transmission conditions were below the SAR limit. Therefore, the above analysis is sufficient to determine that simultaneous transmission cases will not exceed the SAR limit and therefore no measured volumetric simultaneous SAR summation is required per FCC KDB Publication 447498 D01v05.

| | | | | |
|-----------------------------------|--|-------------------------------|-------------|---------------------------------|
| FCC ID: PY7PM-0430 |  PCTEST ENGINEERING LABORATORY, INC. | SAR EVALUATION REPORT | SONY | Reviewed by: Quality Manager |
| Document S/N: 0Y1307011148.PY7 | Test Dates: 05/06/13 - 05/13/13 06/18/13 - 08/08/13 | DUT Type: Portable Handset | | Page 82 of 91 |

13 SAR MEASUREMENT VARIABILITY

13.1 Measurement Variability

Per FCC KDB Publication 865664 D01v01, SAR measurement variability was assessed for each frequency band, which was determined by the SAR probe calibration point and tissue-equivalent medium used for the device measurements. When both head and body tissue-equivalent media were required for SAR measurements in a frequency band, the variability measurement procedures were applied to the tissue medium with the highest measured SAR, using the highest measured SAR configuration for that tissue-equivalent medium. These additional measurements were repeated after the completion of all measurements requiring the same head or body tissue-equivalent medium in a frequency band. The test device was returned to ambient conditions (normal room temperature) with the battery fully charged before it was re-mounted on the device holder for the repeated measurement(s) to minimize any unexpected variations in the repeated results.

SAR Measurement Variability was assessed using the following procedures for each frequency band:


- 1) When the original highest measured SAR is ≥ 0.80 W/kg, the measurement was repeated once.
- 2) A second repeated measurement was performed only if the ratio of largest to smallest SAR for the original and first repeated measurements was > 1.20 or when the original or repeated measurement was ≥ 1.45 W/kg (~ 10% from the 1-g SAR limit).
- 3) A third repeated measurement was performed only if the original, first or second repeated measurement was ≥ 1.5 W/kg and the ratio of largest to smallest SAR for the original, first and second repeated measurements is > 1.20 .
- 4) Repeated measurements are not required when the original highest measured SAR is < 0.80 W/kg
- 5) 10g Hand SAR measurement variability analysis applies a factor of 2.5 to the procedures outlines above.

**Table 13-1
Head SAR Measurement Variability Results**

| HEAD VARIABILITY RESULTS | | | | | | | | | | | | | | |
|---|-----------|-----|--------------|---------|------|---|------------------|-------------------|-----------------------|-------|-----------------------|-------|-----------------------|-------|
| Band | FREQUENCY | | Mode/Band | Service | Side | Test Position | Data Rate (Mbps) | Measured SAR (1g) | 1st Repeated SAR (1g) | Ratio | 2nd Repeated SAR (1g) | Ratio | 3rd Repeated SAR (1g) | Ratio |
| | MHz | Ch. | | | | | | (W/kg) | (W/kg) | | (W/kg) | | (W/kg) | |
| 2450 | 2437.00 | 6 | IEEE 802.11b | DSSS | Left | Cheek | 1 | 0.902 | 0.879 | 1.03 | N/A | N/A | N/A | N/A |
| 5800 | 5825.00 | 165 | IEEE 802.11a | OFDM | Left | Cheek | 6 | 0.848 | 0.958 | 1.13 | N/A | N/A | N/A | N/A |
| ANSI / IEEE C95.1 1992 - SAFETY LIMIT Spatial Peak Uncontrolled Exposure/General Population | | | | | | Head 1.6 W/kg (mW/g) averaged over 1 gram | | | | | | | | |

**Table 13-2
Body SAR Measurement Variability Results**

| BODY VARIABILITY RESULTS | | | | | | | | | | | | | | |
|---|-----------|------|-----------|---------|-----------------|------|---|-------------------|-----------------------|-------|-----------------------|-------|-----------------------|-------|
| Band | FREQUENCY | | Mode | Service | # of Time Slots | Side | Spacing | Measured SAR (1g) | 1st Repeated SAR (1g) | Ratio | 2nd Repeated SAR (1g) | Ratio | 3rd Repeated SAR (1g) | Ratio |
| | MHz | Ch. | | | | | | (W/kg) | (W/kg) | | (W/kg) | | (W/kg) | |
| 835 | 824.20 | 128 | GSM 850 | GPRS | 4 | back | 10 mm | 0.988 | 0.975 | 1.01 | N/A | N/A | N/A | N/A |
| 1750 | 1752.50 | 1862 | UMTS 1750 | RMC | N/A | back | 15 mm | 0.837 | 0.816 | 1.03 | N/A | N/A | N/A | N/A |
| 1900 | 1907.60 | 9538 | UMTS 1900 | RMC | N/A | back | 10 mm | 1.060 | 1.040 | 1.02 | N/A | N/A | N/A | N/A |
| ANSI / IEEE C95.1 1992 - SAFETY LIMIT Spatial Peak Uncontrolled Exposure/General Population | | | | | | | Body 1.6 W/kg (mW/g) averaged over 1 gram | | | | | | | |


| | | | | |
|-----------------------------------|--|-------------------------------|-------------|---------------------------------|
| FCC ID: PY7PM-0430 |  PCTEST ENGINEERING LABORATORY, INC. | SAR EVALUATION REPORT | SONY | Reviewed by: Quality Manager |
| Document S/N: 0Y1307011148.PY7 | Test Dates: 05/06/13 - 05/13/13 06/18/13 - 08/08/13 | DUT Type: Portable Handset | | Page 83 of 91 |

**Table 13-3
Hand SAR Measurement Variability Results**

| BODY VARIABILITY RESULTS | | | | | | | | | | | | | |
|---|-----------|-------|------------|--------------------------|------|---------|---|------------------------|-------|------------------------|-------|------------------------|-------|
| Band | FREQUENCY | | Mode | Service | Side | Spacing | Measured SAR (10g) | 1st Repeated SAR (10g) | Ratio | 2nd Repeated SAR (10g) | Ratio | 3rd Repeated SAR (10g) | Ratio |
| | MHz | Ch. | | | | | (W/kg) | (W/kg) | | (W/kg) | | (W/kg) | |
| 1900 | 1907.60 | 9538 | UMTS 1900 | RMC | back | 3 mm | 2.880 | 3.170 | 1.10 | N/A | N/A | N/A | N/A |
| 1750 | 1752.50 | 1862 | UMTS 1750 | RMC | back | 3 mm | 3.280 | 3.110 | 1.05 | N/A | N/A | N/A | N/A |
| 2450 | 2510.00 | 20850 | LTE Band 7 | QPSK, 1 RB, 50 RB Offset | back | 3 mm | 2.720 | 2.670 | 1.02 | N/A | N/A | N/A | N/A |
| 2600 | 2560.00 | 21350 | LTE Band 7 | QPSK, 1 RB, 99 RB Offset | back | 3 mm | 2.730 | 3.020 | 1.11 | N/A | N/A | N/A | N/A |
| ANSI / IEEE C95.1 1992 - SAFETY LIMIT Spatial Peak Uncontrolled Exposure/General Population | | | | | | | Hand 4.0 W/kg (mW/g) averaged over 10 grams | | | | | | |

13.2 Measurement Uncertainty

The measured SAR was <1.5 W/kg for all frequency bands. Therefore, per KDB Publication 865664 D01v01, the standard measurement uncertainty analysis per IEEE 1528-2003 was not required.

| | | | | |
|-----------------------------------|---|-------------------------------|-------------|---------------------------------|
| FCC ID: PY7PM-0430 |  PCTEST ENGINEERING LABORATORY, INC. | SAR EVALUATION REPORT | SONY | Reviewed by: Quality Manager |
| Document S/N: 0Y1307011148.PY7 | Test Dates: 05/06/13 - 05/13/13 06/18/13 - 08/08/13 | DUT Type: Portable Handset | | Page 84 of 91 |


14 EQUIPMENT LIST

Equipment used between 05-06-2013 and 05-13-2013:

| Manufacturer | Model | Description | Cal Date | Cal Interval | Cal Due | Serial Number |
|--------------|---------|-----------------------------------|-----------|--------------|-----------|---------------|
| SPEAG | D5GHzV2 | 5 GHz SAR Dipole | 1/11/2013 | Annual | 1/11/2014 | 1057 |
| SPEAG | D5GHzV2 | 5 GHz SAR Dipole | 2/14/2013 | Annual | 2/14/2014 | 1120 |
| SPEAG | DAE4 | Dasy Data Acquisition Electronics | 2/6/2013 | Annual | 2/6/2014 | 649 |
| SPEAG | DAE4 | Dasy Data Acquisition Electronics | 1/17/2013 | Annual | 1/17/2014 | 1272 |
| SPEAG | EX3DV4 | SAR Probe | 2/27/2013 | Annual | 2/27/2014 | 3920 |
| SPEAG | EX3DV4 | SAR Probe | 1/17/2013 | Annual | 1/17/2014 | 3589 |

Equipment used between 06-18-2013 and 08-08-2013:

| Manufacturer | Model | Description | Cal Date | Cal Interval | Cal Due | Serial Number |
|--------------|---------|-----------------------------------|------------|--------------|------------|---------------|
| SPEAG | D1750V2 | 1750 MHz SAR Dipole | 4/30/2013 | Annual | 4/30/2014 | 1051 |
| SPEAG | D1765V2 | 1765 MHz SAR Dipole | 5/14/2013 | Annual | 5/14/2014 | 1008 |
| SPEAG | D1900V2 | 1900 MHz SAR Dipole | 7/20/2012 | Annual | 7/20/2013 | 5d080 |
| SPEAG | D1900V2 | 1900 MHz SAR Dipole | 2/6/2013 | Annual | 2/6/2014 | 5d148 |
| SPEAG | D1900V2 | 1900 MHz SAR Dipole | 5/2/2013 | Annual | 5/2/2014 | 5d141 |
| SPEAG | D2450V2 | 2450 MHz SAR Dipole | 8/23/2012 | Annual | 8/23/2013 | 719 |
| SPEAG | D2600V2 | 2600 MHz SAR Dipole | 5/2/2013 | Annual | 5/2/2014 | 1004 |
| SPEAG | D750V3 | 750 MHz Dipole | 1/7/2013 | Annual | 1/7/2014 | 1003 |
| SPEAG | D750V3 | 750 MHz Dipole | 3/18/2013 | Annual | 3/18/2014 | 1054 |
| SPEAG | D835V2 | 835 MHz SAR Dipole | 8/23/2012 | Annual | 8/23/2013 | 4d026 |
| SPEAG | D835V2 | 835 MHz SAR Dipole | 1/7/2013 | Annual | 1/7/2014 | 4d132 |
| SPEAG | DAE4 | Dasy Data Acquisition Electronics | 2/6/2013 | Annual | 2/6/2014 | 649 |
| SPEAG | DAE4 | Dasy Data Acquisition Electronics | 9/19/2012 | Annual | 9/19/2013 | 1323 |
| SPEAG | DAE4 | Dasy Data Acquisition Electronics | 11/13/2012 | Annual | 11/13/2013 | 1333 |
| SPEAG | DAE4 | Dasy Data Acquisition Electronics | 8/24/2012 | Annual | 8/24/2013 | 1322 |
| SPEAG | DAE4 | Dasy Data Acquisition Electronics | 3/8/2013 | Annual | 3/8/2014 | 1334 |
| SPEAG | ES3DV2 | SAR Probe | 8/28/2012 | Annual | 8/28/2013 | 3022 |
| SPEAG | ES3DV3 | SAR Probe | 3/15/2013 | Annual | 3/15/2014 | 3209 |
| SPEAG | ES3DV3 | SAR Probe | 9/20/2012 | Annual | 9/20/2013 | 3288 |
| SPEAG | ES3DV3 | SAR Probe | 11/15/2012 | Annual | 11/15/2013 | 3287 |
| SPEAG | EX3DV4 | SAR Probe | 2/27/2013 | Annual | 2/27/2014 | 3920 |


| | | | | |
|-----------------------------------|---|-------------------------------|-------------|---------------------------------|
| FCC ID: PY7PM-0430 |  | SAR EVALUATION REPORT | SONY | Reviewed by: Quality Manager |
| Document S/N: 0Y1307011148.PY7 | Test Dates: 05/06/13 - 05/13/13 06/18/13 - 08/08/13 | DUT Type: Portable Handset | | Page 85 of 91 |

Equipment used during entirety of tests:

| Manufacturer | Model | Description | Cal Date | Cal Interval | Cal Due | Serial Number |
|--------------------|-----------------|---|------------|--------------|------------|---------------|
| Agilent | 8594A | (9kHz-2.9GHz) Spectrum Analyzer | N/A | N/A | N/A | 3051A00187 |
| Agilent | 8753E | (30kHz-6GHz) Network Analyzer | 4/16/2013 | Annual | 4/16/2014 | JP38020182 |
| Agilent | E8257D | (250kHz-20GHz) Signal Generator | 4/16/2013 | Annual | 4/16/2014 | MY45470194 |
| Agilent | 8648D | (9kHz-4GHz) Signal Generator | 4/17/2013 | Annual | 4/17/2014 | 3629U00687 |
| Agilent | N9020A | MXA Signal Analyzer | 10/9/2012 | Annual | 10/9/2013 | US46470561 |
| Agilent | 85070C | Dielectric Probe Kit | 2/14/2013 | Annual | 2/14/2014 | MY44300633 |
| Agilent | E5515C | Wireless Communications Test Set | 10/18/2012 | Biennial | 10/18/2014 | GB43193563 |
| Agilent | 85047A | S-Parameter Test Set | N/A | N/A | N/A | 2904A00579 |
| Amplifier Research | 5S1G4 | 5W, 800MHz-4.2GHz | CBT | N/A | CBT | 21910 |
| Anritsu | MA2481A | Power Sensor | 2/14/2013 | Annual | 2/14/2014 | 5318 |
| Anritsu | ML2438A | Power Meter | 2/14/2013 | Annual | 2/14/2014 | 1190013 |
| Anritsu | ML2438A | Power Meter | 2/14/2013 | Annual | 2/14/2014 | 98150041 |
| Anritsu | ML2438A | Power Meter | 12/4/2012 | Annual | 12/4/2013 | 1070030 |
| Anritsu | MA2481A | Power Sensor | 2/14/2013 | Annual | 2/14/2014 | 5821 |
| Anritsu | MA2481A | Power Sensor | 2/14/2013 | Annual | 2/14/2014 | 2400 |
| Anritsu | MA2411B | Pulse Sensor | 9/19/2012 | Annual | 9/19/2013 | 1027293 |
| Anritsu | ML2495A | Power Meter | 10/11/2012 | Annual | 10/11/2013 | 1039008 |
| Anritsu | MT8820C | Radio Communication Tester | 11/6/2012 | Annual | 11/6/2013 | 6200901190 |
| Anritsu | MA24106A | USB Power Sensor | 8/22/2012 | Annual | 8/22/2013 | 1231538 |
| Anritsu | MA24106A | USB Power Sensor | 8/22/2012 | Annual | 8/22/2013 | 1231535 |
| Anritsu | MA2481D | Universal Sensor | 12/17/2012 | Annual | 12/17/2013 | 1204419 |
| Anritsu | MA2481D | Universal Sensor | 12/17/2012 | Annual | 12/17/2013 | 1204343 |
| Anritsu | ML2496A | Power Meter | 11/28/2012 | Annual | 11/28/2013 | 1138001 |
| Anritsu | MA2411B | Pulse Power Sensor | 12/4/2012 | Annual | 12/4/2013 | 1207364 |
| Anritsu | MA2411B | Pulse Power Sensor | 12/5/2012 | Annual | 12/5/2013 | 1126066 |
| COMTECH | AR85729-5/5759B | Solid State Amplifier | CBT | N/A | CBT | M3W1A00-1002 |
| COMTECH | AR85729-5 | Solid State Amplifier | CBT | N/A | CBT | M1S5A00-009 |
| Control Company | 36934-158 | Wall-Mounted Thermometer | 1/4/2012 | Biennial | 1/4/2014 | 122014488 |
| Control Company | 4353 | Long Stem Thermometer | 9/25/2012 | Biennial | 9/25/2014 | 122539615 |
| Fisher Scientific | 15-077-960 | Thermometer | 11/6/2012 | Biennial | 11/6/2014 | 122640025 |
| Fisher Scientific | 15-078J | Long Stem Thermometer | 10/30/2012 | Biennial | 10/30/2014 | 122626059 |
| Gigatronics | 80701A | (0.05-18GHz) Power Sensor | 10/10/2012 | Annual | 10/10/2013 | 1833460 |
| Gigatronics | 8651A | Universal Power Meter | 10/10/2012 | Annual | 10/10/2013 | 8650319 |
| MCL | BW-N6W5+ | 6dB Attenuator | CBT | N/A | CBT | 1139 |
| MiniCircuits | SLP-2400+ | Low Pass Filter | CBT | N/A | CBT | R8979500903 |
| MiniCircuits | VLF-6000+ | Low Pass Filter | CBT | N/A | CBT | N/A |
| MiniCircuits | VLF-6000+ | Low Pass Filter | CBT | N/A | CBT | N/A |
| Mini-Circuits | BW-N20W5+ | DC to 18 GHz Precision Fixed 20 dB Attenuator | CBT | N/A | CBT | N/A |
| Mini-Circuits | NLP-2950+ | Low Pass Filter DC to 2700 MHz | CBT | N/A | CBT | N/A |
| Mini-Circuits | NLP-1200+ | Low Pass Filter DC to 1000 MHz | CBT | N/A | CBT | N/A |
| Mini-Circuits | BW-N20W5 | Power Attenuator | CBT | N/A | CBT | 1226 |
| Narda | 4772-3 | Attenuator (3dB) | CBT | N/A | CBT | 9406 |
| Narda | BW-S3W2 | Attenuator (3dB) | CBT | N/A | CBT | 120 |
| Narda | 4014C-6 | 4 - 8 GHz SMA 6 dB Directional Coupler | CBT | N/A | CBT | N/A |
| Pasternack | PE2208-6 | Bidirectional Coupler | CBT | N/A | CBT | N/A |
| Pasternack | PE2209-10 | Bidirectional Coupler | CBT | N/A | CBT | N/A |
| Rohde & Schwarz | CMU200 | Base Station Simulator | 5/3/2013 | Annual | 5/3/2014 | 836371/0079 |
| Rohde & Schwarz | NRVD | Dual Channel Power Meter | 10/12/2012 | Biennial | 10/12/2014 | 101695 |
| Rohde & Schwarz | NRV-Z32 | Peak Power Sensor | 10/12/2012 | Biennial | 10/12/2014 | 836019/013 |
| Rohde & Schwarz | SMIQ03B | Signal Generator | 4/17/2013 | Annual | 4/17/2014 | DE27259 |
| Rohde & Schwarz | CMW500 | LTE Radio Communication Tester | 10/7/2011 | Biennial | 10/7/2013 | 103962 |
| Rohde & Schwarz | CMW500 | LTE Radio Communication Tester | 2/8/2013 | Annual | 2/8/2014 | 101699 |
| Rohde & Schwarz | SME06 | Signal Generator | 10/11/2012 | Annual | 10/11/2013 | 832026 |
| Rohde & Schwarz | CMW500 | LTE Radio Communication Tester | 9/26/2012 | Annual | 9/26/2013 | 108798 |
| Seekonk | NC-100 | Torque Wrench (8" lb) | 3/5/2012 | Triennial | 3/5/2015 | N/A |
| Seekonk | NC-100 | Torque Wrench (8" lb) | 3/5/2012 | Triennial | 3/5/2015 | N/A |
| SPEAG | DAK-3.5 | Dielectric Assessment Kit | 12/11/2012 | Annual | 12/11/2013 | 1091 |
| Tektronix | RSA6114A | Real Time Spectrum Analyzer | 4/17/2013 | Annual | 4/17/2014 | B010177 |
| VWR | 36934-158 | Wall-Mounted Thermometer | 9/30/2011 | Biennial | 9/30/2013 | 111859323 |
| VWR | 36934-158 | Wall-Mounted Thermometer | 9/30/2011 | Biennial | 9/30/2013 | 111859332 |
| VWR | 62344-925 | Mini-Thermometer | 10/24/2011 | Biennial | 10/24/2013 | 111886414 |
| VWR | 62344-925 | Mini-Thermometer | 10/24/2011 | Biennial | 10/24/2013 | 111886441 |
| VWR | 23226-658 | Long Stem Thermometer | 3/30/2012 | Biennial | 3/30/2014 | 122179874 |
| VWR | 23226-658 | Long Stem Thermometer | 5/16/2012 | Biennial | 5/16/2014 | 122295544 |

Note: CBT (Calibrated Before Testing). Prior to testing, the measurement paths containing a cable, amplifier, attenuator, coupler or filter were connected to a calibrated source (i.e. a signal generator) to determine the losses of the measurement path. The power meter offset was then adjusted to compensate for the measurement system losses. This level offset is stored within the power meter before measurements are made. This calibration verification procedure applies to the system verification and output power measurements. The calibrated reading is then taken directly from the power meter after compensation of the losses for all final power measurements.

All equipment was calibrated at the time it was used for testing purposes.


| | | | | |
|-----------------------------------|---|-------------------------------|-------------|---------------------------------|
| FCC ID: PY7PM-0430 |  | SAR EVALUATION REPORT | SONY | Reviewed by: Quality Manager |
| Document S/N: 0Y1307011148.PY7 | Test Dates: 05/06/13 - 05/13/13 06/18/13 - 08/08/13 | DUT Type: Portable Handset | | Page 86 of 91 |

15 MEASUREMENT UNCERTAINTIES

Applicable for frequencies less than 3000 MHz.

| a | b | c | d | e= f(d,k) | f | g | h = c x f/e | i = c x g/e | k |
|---|----------------------|---------------|----------------|--------------|-----------------------|--------------------------|--------------------------------|----------------------------------|----------------|
| Uncertainty Component | IEEE 1528 Sec. | Tol. (± %) | Prob. Dist. | Div. | c _i 1gm | c _i 10 gms | 1gm u _i (± %) | 10gms u _i (± %) | v _i |
| Measurement System | | | | | | | | | |
| Probe Calibration | E.2.1 | 6.0 | N | 1 | 1.0 | 1.0 | 6.0 | 6.0 | ∞ |
| Axial Isotropy | E.2.2 | 0.25 | N | 1 | 0.7 | 0.7 | 0.2 | 0.2 | ∞ |
| Hemishperical Isotropy | E.2.2 | 1.3 | N | 1 | 1.0 | 1.0 | 1.3 | 1.3 | ∞ |
| Boundary Effect | E.2.3 | 0.4 | N | 1 | 1.0 | 1.0 | 0.4 | 0.4 | ∞ |
| Linearity | E.2.4 | 0.3 | N | 1 | 1.0 | 1.0 | 0.3 | 0.3 | ∞ |
| System Detection Limits | E.2.5 | 5.1 | N | 1 | 1.0 | 1.0 | 5.1 | 5.1 | ∞ |
| Readout Electronics | E.2.6 | 1.0 | N | 1 | 1.0 | 1.0 | 1.0 | 1.0 | ∞ |
| Response Time | E.2.7 | 0.8 | R | 1.73 | 1.0 | 1.0 | 0.5 | 0.5 | ∞ |
| Integration Time | E.2.8 | 2.6 | R | 1.73 | 1.0 | 1.0 | 1.5 | 1.5 | ∞ |
| RF Ambient Conditions | E.6.1 | 3.0 | R | 1.73 | 1.0 | 1.0 | 1.7 | 1.7 | ∞ |
| Probe Positioner Mechanical Tolerance | E.6.2 | 0.4 | R | 1.73 | 1.0 | 1.0 | 0.2 | 0.2 | ∞ |
| Probe Positioning w/ respect to Phantom | E.6.3 | 2.9 | R | 1.73 | 1.0 | 1.0 | 1.7 | 1.7 | ∞ |
| Extrapolation, Interpolation & Integration algorithms for Max. SAR Evaluation | E.5 | 1.0 | R | 1.73 | 1.0 | 1.0 | 0.6 | 0.6 | ∞ |
| Test Sample Related | | | | | | | | | |
| Test Sample Positioning | E.4.2 | 6.0 | N | 1 | 1.0 | 1.0 | 6.0 | 6.0 | 287 |
| Device Holder Uncertainty | E.4.1 | 3.32 | R | 1.73 | 1.0 | 1.0 | 1.9 | 1.9 | ∞ |
| Output Power Variation - SAR drift measurement | 6.6.2 | 5.0 | R | 1.73 | 1.0 | 1.0 | 2.9 | 2.9 | ∞ |
| Phantom & Tissue Parameters | | | | | | | | | |
| Phantom Uncertainty (Shape & Thickness tolerances) | E.3.1 | 4.0 | R | 1.73 | 1.0 | 1.0 | 2.3 | 2.3 | ∞ |
| Liquid Conductivity - deviation from target values | E.3.2 | 5.0 | R | 1.73 | 0.64 | 0.43 | 1.8 | 1.2 | ∞ |
| Liquid Conductivity - measurement uncertainty | E.3.3 | 3.8 | N | 1 | 0.64 | 0.43 | 2.4 | 1.6 | 6 |
| Liquid Permittivity - deviation from target values | E.3.2 | 5.0 | R | 1.73 | 0.60 | 0.49 | 1.7 | 1.4 | ∞ |
| Liquid Permittivity - measurement uncertainty | E.3.3 | 4.5 | N | 1 | 0.60 | 0.49 | 2.7 | 2.2 | 6 |
| Combined Standard Uncertainty (k=1) | | | | RSS | | | 12.1 | 11.7 | 299 |
| Expanded Uncertainty (95% CONFIDENCE LEVEL) | | | | k=2 | | | 24.2 | 23.5 | |


The above measurement uncertainties are according to IEEE Std. 1528-2003

| | | | | |
|-----------------------------------|---|-------------------------------|-------------|---------------------------------|
| FCC ID: PY7PM-0430 |  | SAR EVALUATION REPORT | SONY | Reviewed by: Quality Manager |
| Document S/N: 0Y1307011148.PY7 | Test Dates: 05/06/13 - 05/13/13 06/18/13 - 08/08/13 | DUT Type: Portable Handset | | Page 87 of 91 |

Applicable for frequencies up to 6 GHz.

| a | b | c | d | e= f(d,k) | f | g | h = c x f/e | i = c x g/e | k | |
|---|----------------------|---------------|----------------|--------------|-----------------------|--------------------------|--------------------------------|----------------------------------|----------------|-----|
| Uncertainty Component | IEEE 1528 Sec. | Tol. (± %) | Prob. Dist. | Div. | c _i 1gm | c _i 10 gms | 1gm u _i (± %) | 10gms u _i (± %) | v _i | |
| Measurement System | | | | | | | | | | |
| Probe Calibration | E.2.1 | 6.55 | N | 1 | 1.0 | 1.0 | 6.6 | 6.6 | ∞ | |
| Axial Isotropy | E.2.2 | 0.25 | N | 1 | 0.7 | 0.7 | 0.2 | 0.2 | ∞ | |
| Hemishperical Isotropy | E.2.2 | 1.3 | N | 1 | 1.0 | 1.0 | 1.3 | 1.3 | ∞ | |
| Boundary Effect | E.2.3 | 0.4 | N | 1 | 1.0 | 1.0 | 0.4 | 0.4 | ∞ | |
| Linearity | E.2.4 | 0.3 | N | 1 | 1.0 | 1.0 | 0.3 | 0.3 | ∞ | |
| System Detection Limits | E.2.5 | 5.1 | N | 1 | 1.0 | 1.0 | 5.1 | 5.1 | ∞ | |
| Readout Electronics | E.2.6 | 1.0 | N | 1 | 1.0 | 1.0 | 1.0 | 1.0 | ∞ | |
| Response Time | E.2.7 | 0.8 | R | 1.73 | 1.0 | 1.0 | 0.5 | 0.5 | ∞ | |
| Integration Time | E.2.8 | 2.6 | R | 1.73 | 1.0 | 1.0 | 1.5 | 1.5 | ∞ | |
| RF Ambient Conditions | E.6.1 | 3.0 | R | 1.73 | 1.0 | 1.0 | 1.7 | 1.7 | ∞ | |
| Probe Positioner Mechanical Tolerance | E.6.2 | 0.4 | R | 1.73 | 1.0 | 1.0 | 0.2 | 0.2 | ∞ | |
| Probe Positioning w/ respect to Phantom | E.6.3 | 2.9 | R | 1.73 | 1.0 | 1.0 | 1.7 | 1.7 | ∞ | |
| Extrapolation, Interpolation & Integration algorithms for Max. SAR Evaluation | E.5 | 1.0 | R | 1.73 | 1.0 | 1.0 | 0.6 | 0.6 | ∞ | |
| Test Sample Related | | | | | | | | | | |
| Test Sample Positioning | E.4.2 | 6.0 | N | 1 | 1.0 | 1.0 | 6.0 | 6.0 | 287 | |
| Device Holder Uncertainty | E.4.1 | 3.32 | R | 1.73 | 1.0 | 1.0 | 1.9 | 1.9 | ∞ | |
| Output Power Variation - SAR drift measurement | 6.6.2 | 5.0 | R | 1.73 | 1.0 | 1.0 | 2.9 | 2.9 | ∞ | |
| Phantom & Tissue Parameters | | | | | | | | | | |
| Phantom Uncertainty (Shape & Thickness tolerances) | E.3.1 | 4.0 | R | 1.73 | 1.0 | 1.0 | 2.3 | 2.3 | ∞ | |
| Liquid Conductivity - deviation from target values | E.3.2 | 5.0 | R | 1.73 | 0.64 | 0.43 | 1.8 | 1.2 | ∞ | |
| Liquid Conductivity - measurement uncertainty | E.3.3 | 3.8 | N | 1 | 0.64 | 0.43 | 2.4 | 1.6 | 6 | |
| Liquid Permittivity - deviation from target values | E.3.2 | 5.0 | R | 1.73 | 0.60 | 0.49 | 1.7 | 1.4 | ∞ | |
| Liquid Permittivity - measurement uncertainty | E.3.3 | 4.5 | N | 1 | 0.60 | 0.49 | 2.7 | 2.2 | 6 | |
| Combined Standard Uncertainty (k=1) | | | | | | | RSS | 12.4 | 12.0 | 299 |
| Expanded Uncertainty (95% CONFIDENCE LEVEL) | | | | | | | k=2 | 24.7 | 24.0 | |

The above measurement uncertainties are according to IEEE Std. 1528-2003


| | | | | |
|-----------------------------------|---|-------------------------------|-------------|---------------------------------|
| FCC ID: PY7PM-0430 |  | SAR EVALUATION REPORT | SONY | Reviewed by: Quality Manager |
| Document S/N: 0Y1307011148.PY7 | Test Dates: 05/06/13 - 05/13/13 06/18/13 - 08/08/13 | DUT Type: Portable Handset | | Page 88 of 91 |

16 CONCLUSION

16.1 Measurement Conclusion


The SAR evaluation indicates that the EUT complies with the RF radiation exposure limits of the FCC and Industry Canada, with respect to all parameters subject to this test. These measurements were taken to simulate the RF effects of RF exposure under worst-case conditions. Precise laboratory measures were taken to assure repeatability of the tests. The results and statements relate only to the item(s) tested.

Please note that the absorption and distribution of electromagnetic energy in the body are very complex phenomena that depend on the mass, shape, and size of the body, the orientation of the body with respect to the field vectors, and the electrical properties of both the body and the environment. Other variables that may play a substantial role in possible biological effects are those that characterize the environment (e.g. ambient temperature, air velocity, relative humidity, and body insulation) and those that characterize the individual (e.g. age, gender, activity level, debilitation, or disease). Because various factors may interact with one another to vary the specific biological outcome of an exposure to electromagnetic fields, any protection guide should consider maximal amplification of biological effects as a result of field-body interactions, environmental conditions, and physiological variables. [3]


| | | | | |
|-----------------------------------|---|-------------------------------|-------------|---------------------------------|
| FCC ID: PY7PM-0430 |  | SAR EVALUATION REPORT | SONY | Reviewed by: Quality Manager |
| Document S/N: 0Y1307011148.PY7 | Test Dates: 05/06/13 - 05/13/13 06/18/13 - 08/08/13 | DUT Type: Portable Handset | | Page 89 of 91 |

17 REFERENCES

- [1] Federal Communications Commission, ET Docket 93-62, Guidelines for Evaluating the Environmental Effects of Radiofrequency Radiation, Aug. 1996.
- [2] ANSI/IEEE C95.1-2005, American National Standard safety levels with respect to human exposure to radio frequency electromagnetic fields, 3kHz to 300GHz, New York: IEEE, 2006.
- [3] ANSI/IEEE C95.1-1992, American National Standard safety levels with respect to human exposure to radio frequency electromagnetic fields, 3kHz to 300GHz, New York: IEEE, Sept. 1992.
- [4] ANSI/IEEE C95.3-2002, IEEE Recommended Practice for the Measurement of Potentially Hazardous Electromagnetic Fields - RF and Microwave, New York: IEEE, December 2002.
- [5] Federal Communications Commission, OET Bulletin 65 (Edition 97-01), Supplement C (Edition 01-01), Evaluating Compliance with FCC Guidelines for Human Exposure to Radiofrequency Electromagnetic Fields, June 2001.
- [6] IEEE Standards Coordinating Committee 34 – IEEE Std. 1528-2003, Recommended Practice for Determining the Peak Spatial-Average Specific Absorption Rate (SAR) in the Human Body Due to Wireless Communications Devices.
- [7] NCRP, National Council on Radiation Protection and Measurements, Biological Effects and Exposure Criteria for RadioFrequency Electromagnetic Fields, NCRP Report No. 86, 1986. Reprinted Feb. 1995.
- [8] T. Schmid, O. Egger, N. Kuster, Automated E-field scanning system for dosimetric assessments, IEEE Transaction on Microwave Theory and Techniques, vol. 44, Jan. 1996, pp. 105-113.
- [9] K. Pokovic, T. Schmid, N. Kuster, Robust setup for precise calibration of E-field probes in tissue simulating liquids at mobile communications frequencies, ICECOM97, Oct. 1997, pp. -124.
- [10] K. Pokovic, T. Schmid, and N. Kuster, E-field Probe with improved isotropy in brain simulating liquids, Proceedings of the ELMAR, Zadar, Croatia, June 23-25, 1996, pp. 172-175.
- [11] Schmid & Partner Engineering AG, Application Note: Data Storage and Evaluation, June 1998, p2.
- [12] V. Hombach, K. Meier, M. Burkhardt, E. Kuhn, N. Kuster, The Dependence of EM Energy Absorption upon Human Modeling at 900 MHz, IEEE Transaction on Microwave Theory and Techniques, vol. 44 no. 10, Oct. 1996, pp. 1865-1873.
- [13] N. Kuster and Q. Balzano, Energy absorption mechanism by biological bodies in the near field of dipole antennas above 300MHz, IEEE Transaction on Vehicular Technology, vol. 41, no. 1, Feb. 1992, pp. 17-23.
- [14] G. Hartsgrrove, A. Kraszewski, A. Surowiec, Simulated Biological Materials for Electromagnetic Radiation Absorption Studies, University of Ottawa, Bioelectromagnetics, Canada: 1987, pp. 29-36.
- [15] Q. Balzano, O. Garay, T. Manning Jr., Electromagnetic Energy Exposure of Simulated Users of Portable Cellular Telephones, IEEE Transactions on Vehicular Technology, vol. 44, no.3, Aug. 1995.
- [16] W. Gander, Computermathematik, Birkhaeuser, Basel, 1992.
- [17] W.H. Press, S.A. Teukolsky, W.T. Vetterling, and B.P. Flannery, Numerical Recipes in C, The Art of Scientific Computing, Second edition, Cambridge University Press, 1992.

| | | | | |
|-----------------------------------|---|-------------------------------|-------------|---------------------------------|
| FCC ID: PY7PM-0430 |  | SAR EVALUATION REPORT | SONY | Reviewed by: Quality Manager |
| Document S/N: 0Y1307011148.PY7 | Test Dates: 05/06/13 - 05/13/13 06/18/13 - 08/08/13 | DUT Type: Portable Handset | | Page 90 of 91 |

- [18] Federal Communications Commission, OET Bulletin 65, Evaluating Compliance with FCC Guidelines for Human Exposure to Radiofrequency Electromagnetic Fields. Supplement C, Dec. 1997.
- [19] N. Kuster, R. Kastle, T. Schmid, Dosimetric evaluation of mobile communications equipment with known precision, IEEE Transaction on Communications, vol. E80-B, no. 5, May 1997, pp. 645-652.
- [20] CENELEC CLC/SC111B, European Prestandard (prENV 50166-2), Human Exposure to Electromagnetic Fields High-frequency: 10kHz-300GHz, Jan. 1995.
- [21] Prof. Dr. Niels Kuster, ETH, Eidgenössische Technische Hochschule Zürich, Dosimetric Evaluation of the Cellular Phone.
- [22] IEC 62209-1, Human exposure to radio frequency fields from hand-held and body-mounted wireless communication devices - Human models, instrumentation, and procedures - Part 1: Procedure to determine the specific absorption rate (SAR) for hand-held devices used in close proximity to the ear (frequency range of 300 MHz to 3 GHz), Feb. 2005.
- [23] Industry Canada RSS-102 Radio Frequency Exposure Compliance of Radiocommunication Apparatus (All Frequency Bands) Issue 4, March 2010.
- [24] Health Canada Safety Code 6 Limits of Human Exposure to Radio Frequency Electromagnetic Fields in the Frequency Range from 3 kHz – 300 GHz, 2009
- [25] FCC Public Notice DA-02-1438. Office of Engineering and Technology Announces a Transition Period for the Phantom Requirements of Supplement C to OET Bulletin 65, June 19, 2002
- [26] FCC SAR Test Procedures for 2G-3G Devices, Mobile Hotspot and UMPC Devices KDB Publications 941225, D01-D07
- [27] SAR Measurement procedures for IEEE 802.11a/b/g KDB Publication 248227 D01v01r02
- [28] FCC SAR Considerations for Handsets with Multiple Transmitters and Antennas, KDB Publications 648474 D02-D04
- [29] FCC SAR Evaluation Considerations for Laptop, Notebook, Netbook and Tablet Computers, FCC KDB Publication 616217 D04
- [30] FCC SAR Measurement and Reporting Requirements for 100MHz – 6 GHz, KDB Publications 865664 D01-D02
- [31] FCC General RF Exposure Guidance and SAR Procedures for Dongles, KDB Publication 447498, D01-D02
- [32] Anexo à Resolução No. 533, de 10 de Setembro de 2009.
- [33] IEC 62209-2, Human exposure to radio frequency fields from hand-held and body-mounted wireless communication devices - Human models, instrumentation, and procedures - Part 2: Procedure to determine the specific absorption rate (SAR) for wireless communication devices used in close proximity to the human body (frequency range of 30 MHz to 6 GHz), Mar. 2010.

| | | | | |
|-----------------------------------|---|-------------------------------|-------------|---------------------------------|
| FCC ID: PY7PM-0430 |  | SAR EVALUATION REPORT | SONY | Reviewed by: Quality Manager |
| Document S/N: 0Y1307011148.PY7 | Test Dates: 05/06/13 - 05/13/13 06/18/13 - 08/08/13 | DUT Type: Portable Handset | | Page 91 of 91 |

APPENDIX A: SAR TEST DATA

PCTEST ENGINEERING LABORATORY, INC.

DUT: PY7PM-0430; Type: Portable Handset; Serial: 8628

Communication System: GSM; Frequency: 824.2 MHz; Duty Cycle: 1:8.3

Medium: 835 Head Medium parameters used (interpolated):

$f = 824.2 \text{ MHz}$; $\sigma = 0.926 \text{ S/m}$; $\epsilon_r = 41.373$; $\rho = 1000 \text{ kg/m}^3$

Phantom section: Right Section

Test Date: 07-25-2013; Ambient Temp: 23.4°C; Tissue Temp: 23.4°C

Probe: ES3DV3 - SN3288; ConvF(6.41, 6.41, 6.41); Calibrated: 9/20/2012;

Sensor-Surface: 4mm (Mechanical Surface Detection)

Electronics: DAE4 Sn1323; Calibrated: 9/19/2012

Phantom: SAM v5.0 front; Type: QD000P40CD; Serial: TP-1646

Measurement SW: DASY52, Version 52.8 (7);SEMCAD X Version 14.6.10 (7164)

Mode: GSM 850, Right Head, Cheek, Low.ch

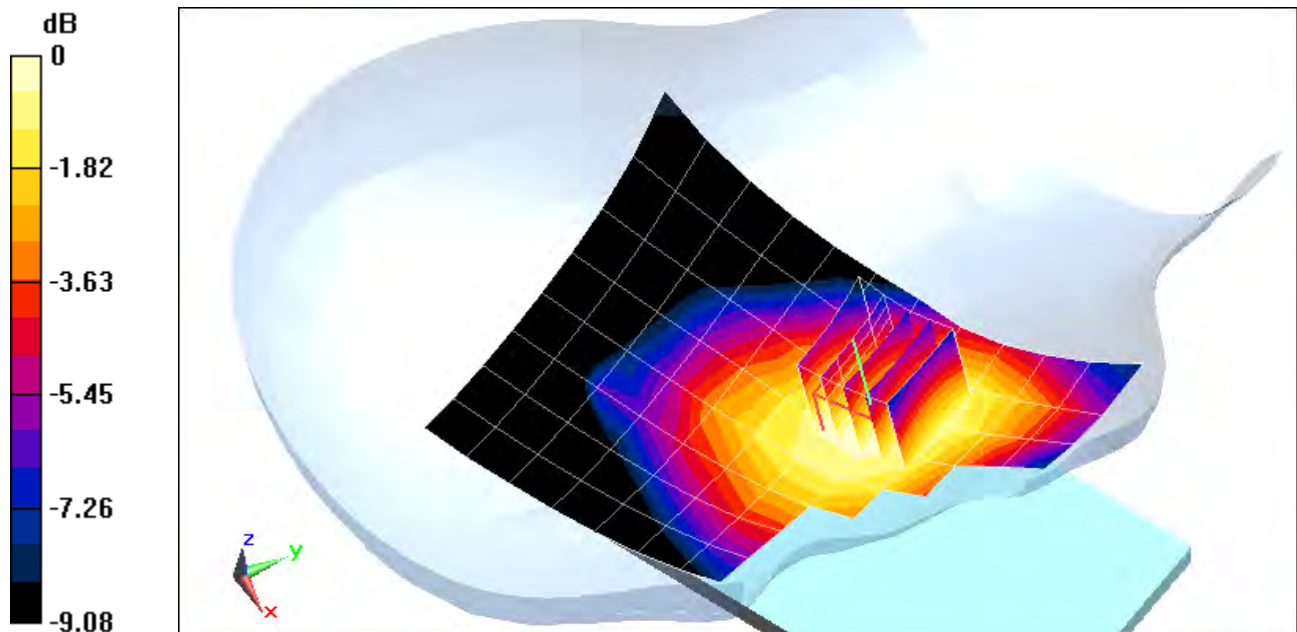
Area Scan (9x14x1): Measurement grid: dx=15mm, dy=15mm

Zoom Scan (5x5x7)/Cube 0: Measurement grid: dx=8mm, dy=8mm, dz=5mm

Reference Value = 15.330 V/m; Power Drift = 0.18 dB

Peak SAR (extrapolated) = 0.259 W/kg

SAR(1 g) = 0.213 W/kg; SAR(10 g) = 0.168 W/kg (SAR corrected for target medium)



0 dB = 0.220 W/kg = -6.58 dBW/kg

PCTEST ENGINEERING LABORATORY, INC.

DUT: PY7PM-0430; Type: Portable Handset; Serial: 8624

Communication System: GSM1900; Frequency: 1909.8 MHz; Duty Cycle: 1:8.3

Medium: 1900 Head Medium parameters used:

$f = 1910 \text{ MHz}$; $\sigma = 1.398 \text{ S/m}$; $\epsilon_r = 39.883$; $\rho = 1000 \text{ kg/m}^3$

Phantom section: Left Section

Test Date: 07-15-2013; Ambient Temp: 22.1°C; Tissue Temp: 22.5°C

Probe: ES3DV2 - SN3022; ConvF(4.86, 4.86, 4.86); Calibrated: 8/28/2012;

Sensor-Surface: 4mm (Mechanical Surface Detection)

Electronics: DAE4 Sn1322; Calibrated: 8/24/2012

Phantom: SAM Sub; Type: SAM 4.0; Serial: TP-1403

Measurement SW: DASY4, Version 4.7 (80); SEMCAD X Version 14.6.10 (7164)

Mode: GSM 1900, Left Head, Cheek, High.ch

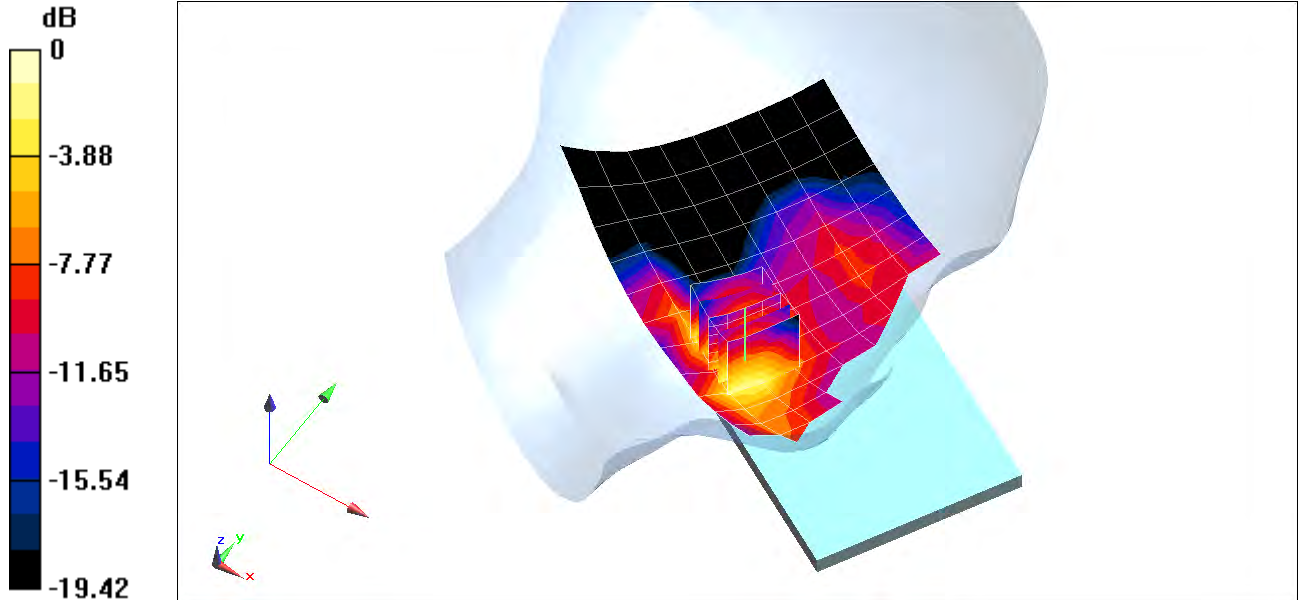
Area Scan (9x15x1): Measurement grid: dx=15mm, dy=15mm

Zoom Scan (5x5x7)/Cube 0: Measurement grid: dx=8mm, dy=8mm, dz=5mm

Reference Value = 10.258 V/m; Power Drift = -0.07 dB

Peak SAR (extrapolated) = 0.202 W/kg

SAR(1 g) = 0.128 W/kg; SAR(10 g) = 0.073 W/kg (SAR corrected for target medium)



0 dB = 0.141 W/kg = -8.51 dBW/kg

PCTEST ENGINEERING LABORATORY, INC.

DUT: PY7PM-0430; Type: Portable Handset; Serial: 8613

Communication System: UMTS; Frequency: 846.6 MHz; Duty Cycle: 1:1

Medium: 835 Head Medium parameters used (interpolated):

$f = 846.6 \text{ MHz}$; $\sigma = 0.929 \text{ S/m}$; $\epsilon_r = 40.532$; $\rho = 1000 \text{ kg/m}^3$

Phantom section: Right Section

Test Date: 07-23-2013; Ambient Temp: 23.5°C; Tissue Temp: 23.4°C

Probe: ES3DV3 - SN3288; ConvF(6.41, 6.41, 6.41); Calibrated: 9/20/2012;

Sensor-Surface: 4mm (Mechanical Surface Detection)

Electronics: DAE4 Sn1323; Calibrated: 9/19/2012

Phantom: SAM v5.0 front; Type: QD000P40CD; Serial: TP-1646

Measurement SW: DASY52, Version 52.8 (7);SEMCAD X Version 14.6.10 (7164)

Mode: UMTS 850, Right Head, Cheek, High.ch

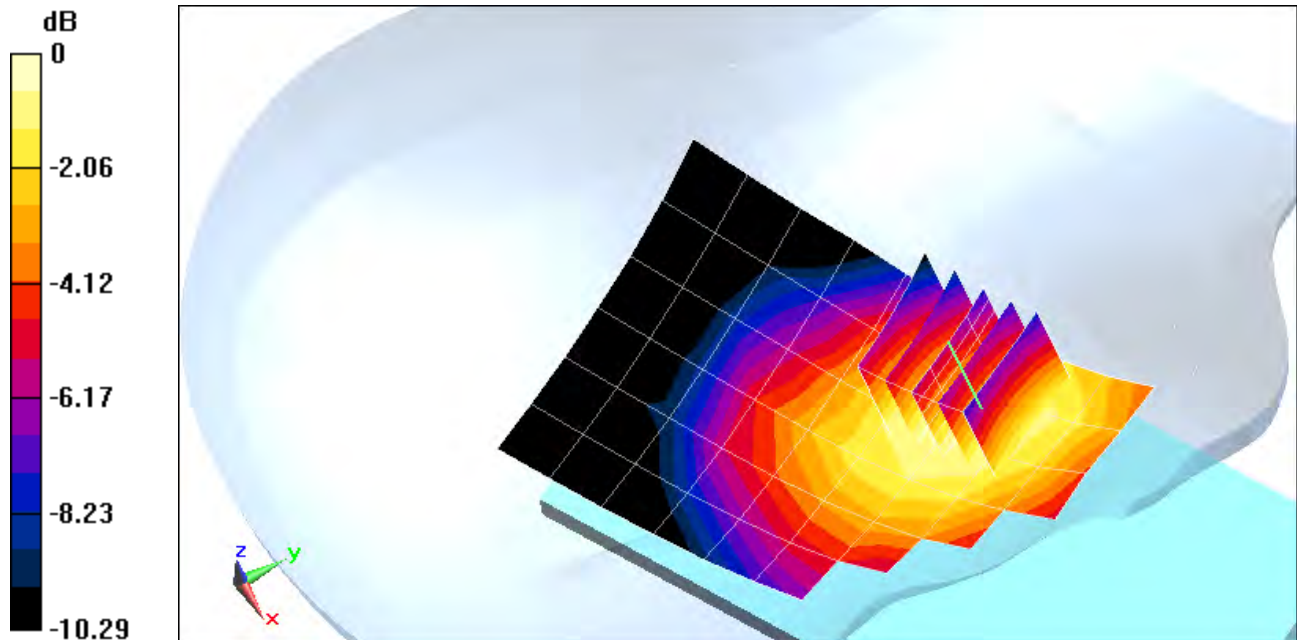
Area Scan (7x10x1): Measurement grid: dx=15mm, dy=15mm

Zoom Scan (5x5x7)/Cube 0: Measurement grid: dx=8mm, dy=8mm, dz=5mm

Reference Value = 20.222 V/m; Power Drift = -0.04 dB

Peak SAR (extrapolated) = 0.440 W/kg

SAR(1 g) = 0.350 W/kg; SAR(10 g) = 0.268 W/kg (SAR corrected for target medium)



0 dB = 0.365 W/kg = -4.38 dBW/kg

PCTEST ENGINEERING LABORATORY, INC.

DUT: PY7PM-0430; Type: Portable Handset; Serial: 8613

Communication System: UMTS; Frequency: 1907.6 MHz; Duty Cycle: 1:1

Medium: 1900 Head Medium parameters used (interpolated):

$f = 1907.6 \text{ MHz}$; $\sigma = 1.426 \text{ S/m}$; $\epsilon_r = 40.11$; $\rho = 1000 \text{ kg/m}^3$

Phantom section: Left Section

Test Date: 07-17-2013; Ambient Temp: 23.9°C; Tissue Temp: 22.0°C

Probe: ES3DV3 - SN3209; ConvF(5.21, 5.21, 5.21); Calibrated: 3/15/2013;

Sensor-Surface: 4mm (Mechanical Surface Detection)

Electronics: DAE4 Sn1334; Calibrated: 3/8/2013

Phantom: SAM Right; Type: QD000P40CD; Serial: 1686

Measurement SW: DASY52, Version 52.8 (7); SEMCAD X Version 14.6.10 (7164)

Mode: UMTS 1900, Left Head, Cheek, High.ch

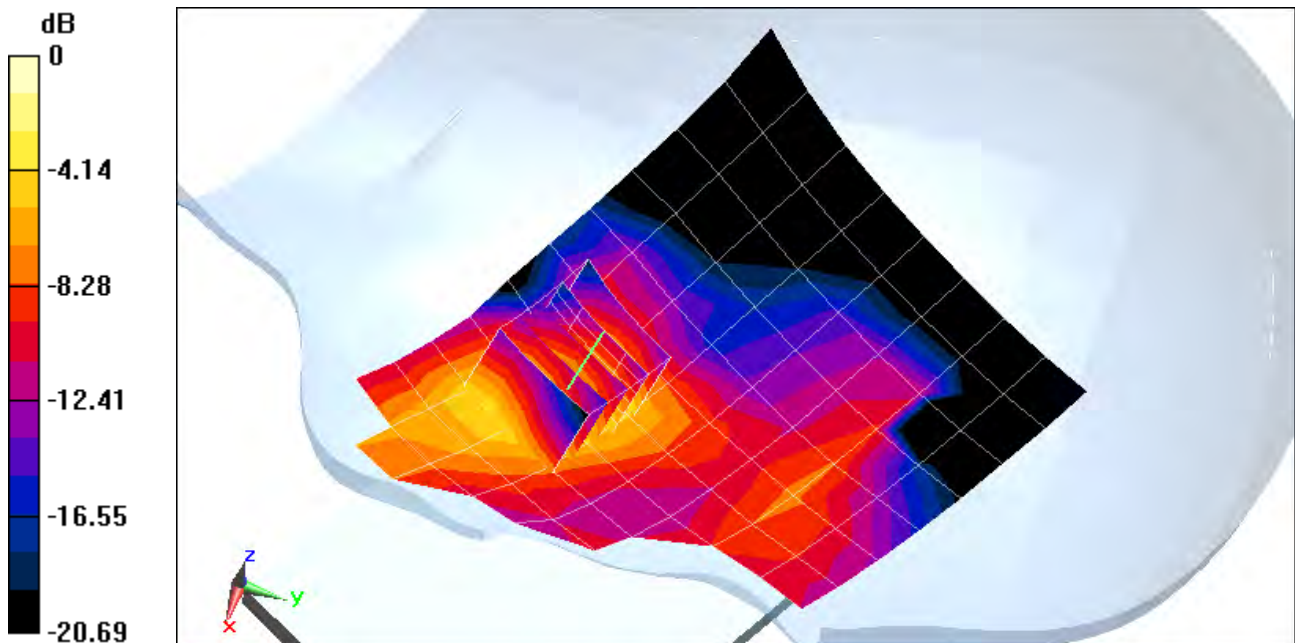
Area Scan (9x15x1): Measurement grid: dx=15mm, dy=15mm

Zoom Scan (5x5x7)/Cube 0: Measurement grid: dx=8mm, dy=8mm, dz=5mm

Reference Value = 13.107 V/m; Power Drift = 0.05 dB

Peak SAR (extrapolated) = 0.404 W/kg

SAR(1 g) = 0.236 W/kg; SAR(10 g) = 0.129 W/kg (SAR corrected for target medium)



0 dB = 0.256 W/kg = -5.92 dBW/kg

PCTEST ENGINEERING LABORATORY, INC.

DUT: PY7PM-0430; Type: Portable Handset; Serial: 8613

Communication System: AWS WCDMA; Frequency: 1712.4 MHz; Duty Cycle: 1:1

Medium: 1750 Head Medium parameters used (interpolated):

$f = 1712.4 \text{ MHz}$; $\sigma = 1.378 \text{ S/m}$; $\epsilon_r = 39.491$; $\rho = 1000 \text{ kg/m}^3$

Phantom section: Right Section

Test Date: 07-25-2013; Ambient Temp: 23.3°C; Tissue Temp: 22.4°C

Probe: ES3DV3 - SN3287; ConvF(5.16, 5.16, 5.16); Calibrated: 11/15/2012;

Sensor-Surface: 4mm (Mechanical Surface Detection)

Electronics: DAE4 Sn1333; Calibrated: 11/13/2012

Phantom: SAM with CRP; Type: SAM 4.0; Serial: TP1375

Measurement SW: DASY4, Version 4.7 (80);SEMCAD X Version 14.6.10 (7164)

Mode: AWS UMTS, Right Head, Cheek, Low.ch

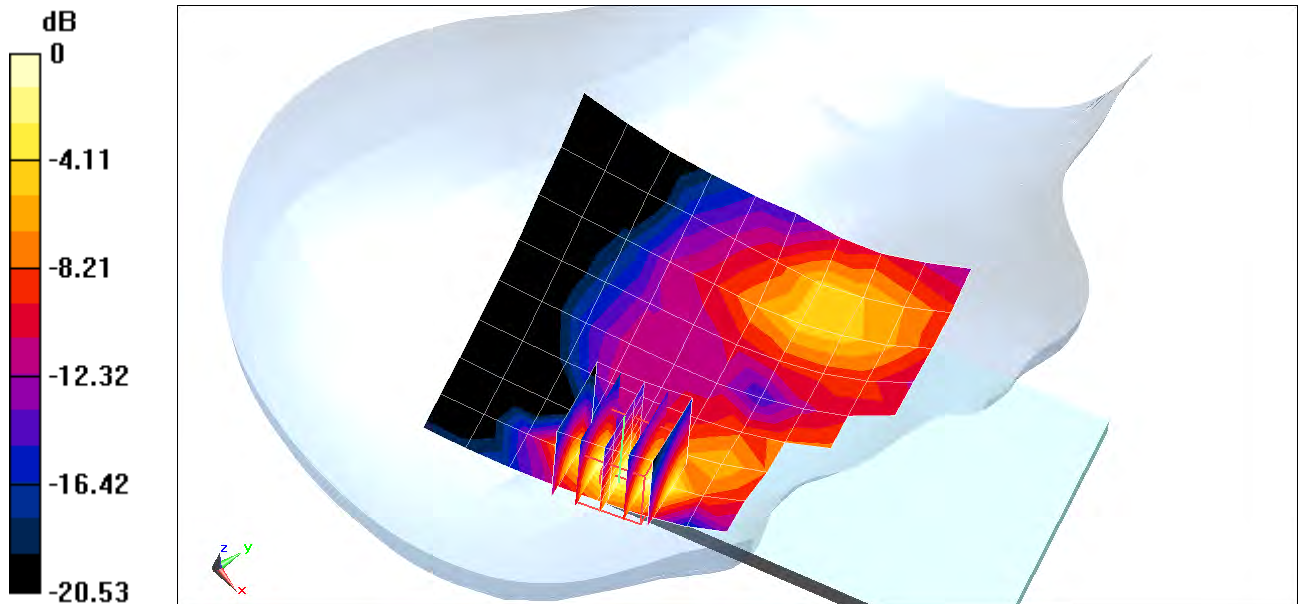
Area Scan (9x10x1): Measurement grid: dx=15mm, dy=15mm

Zoom Scan (5x5x7)/Cube 0: Measurement grid: dx=8mm, dy=8mm, dz=5mm

Reference Value = 17.171 V/m; Power Drift = 0.12 dB

Peak SAR (extrapolated) = 0.746 W/kg

SAR(1 g) = 0.366 W/kg; SAR(10 g) = 0.168 W/kg (SAR corrected for target medium)



0 dB = 0.396 W/kg = -4.02 dBW/kg

PCTEST ENGINEERING LABORATORY, INC.

DUT: PY7PM-0430; Type: Portable Handset; Serial: 8620

Communication System: LTE Band 2 (PCS); Frequency: 1860 MHz; Duty Cycle: 1:1
Medium: 1900 Head Medium parameters used (interpolated):

$$f = 1860 \text{ MHz}; \sigma = 1.38 \text{ S/m}; \epsilon_r = 40.334; \rho = 1000 \text{ kg/m}^3$$

Phantom section: Left Section

Test Date: 07-17-2013; Ambient Temp: 23.9°C; Tissue Temp: 22.0°C

Probe: ES3DV3 - SN3209; ConvF(5.21, 5.21, 5.21); Calibrated: 3/15/2013;

Sensor-Surface: 4mm (Mechanical Surface Detection)

Electronics: DAE4 Sn1334; Calibrated: 3/8/2013

Phantom: SAM Right; Type: QD000P40CD; Serial: 1686

Measurement SW: DASY52, Version 52.8 (7); SEMCAD X Version 14.6.10 (7164)

**Mode: LTE Band 2 (PCS), Left Head, Cheek, Low.ch, QPSK, 20 MHz Bandwidth,
1 RB, 99 RB Offset**

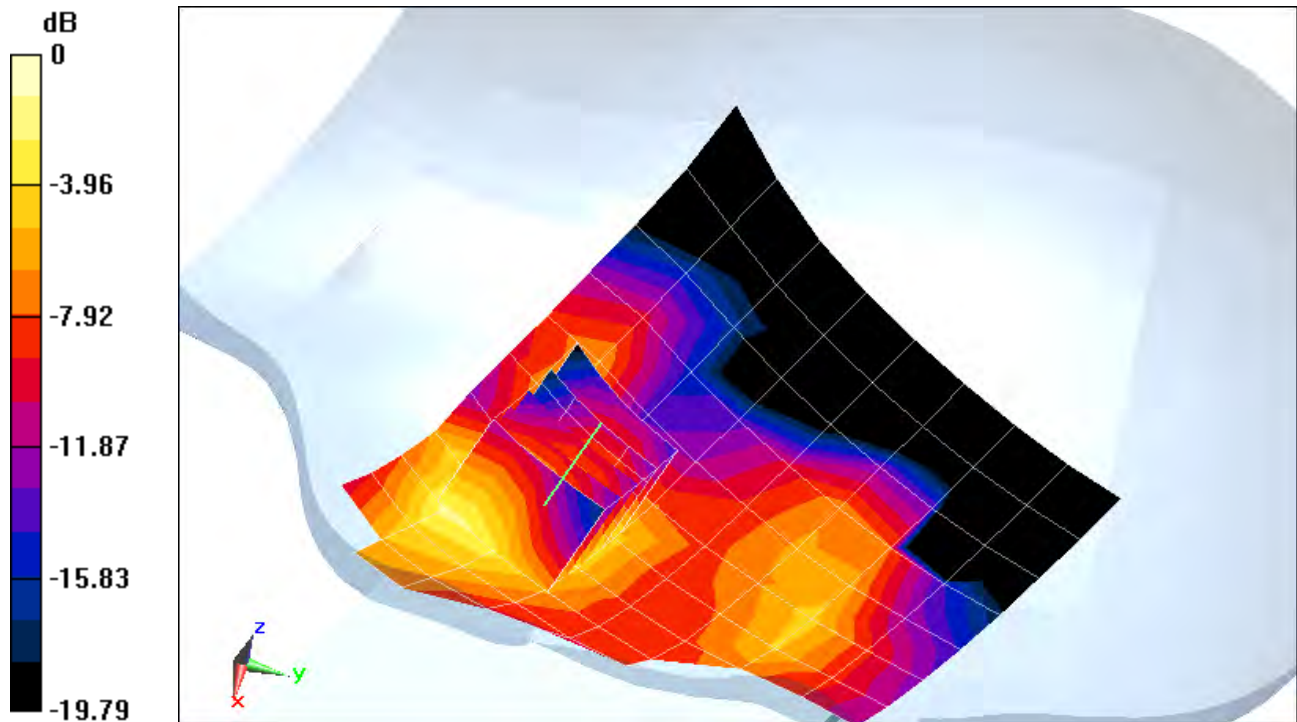
Area Scan (9x15x1): Measurement grid: dx=15mm, dy=15mm

Zoom Scan (5x5x7)/Cube 0: Measurement grid: dx=8mm, dy=8mm, dz=5mm

Reference Value = 11.929 V/m; Power Drift = 0.09 dB

Peak SAR (extrapolated) = 0.274 W/kg

SAR(1 g) = 0.169 W/kg; SAR(10 g) = 0.098 W/kg (SAR corrected for target medium)



0 dB = 0.176 W/kg = -7.54 dBW/kg

PCTEST ENGINEERING LABORATORY, INC.

DUT: PY7PM-0430; Type: Portable Handset; Serial: 8620

Communication System: LTE Band 4 (AWS); Frequency: 1732.5 MHz; Duty Cycle: 1:1

Medium: 1750 Head Medium parameters used (interpolated):

$f = 1732.5$ MHz; $\sigma = 1.394$ S/m; $\epsilon_r = 39.432$; $\rho = 1000$ kg/m³

Phantom section: Right Section

Test Date: 07-25-2013; Ambient Temp: 23.3°C; Tissue Temp: 22.4°C

Probe: ES3DV3 - SN3287; ConvF(5.16, 5.16, 5.16); Calibrated: 11/15/2012;

Sensor-Surface: 4mm (Mechanical Surface Detection)

Electronics: DAE4 Sn1333; Calibrated: 11/13/2012

Phantom: SAM with CRP; Type: SAM 4.0; Serial: TP1375

Measurement SW: DASY4, Version 4.7 (80); SEMCAD X Version 14.6.10 (7164)

**Mode: LTE Band 4 (AWS), Right Head, Cheek, Mid.ch, 20 MHz Bandwidth, QPSK,
1 RB, 0 RB Offset**

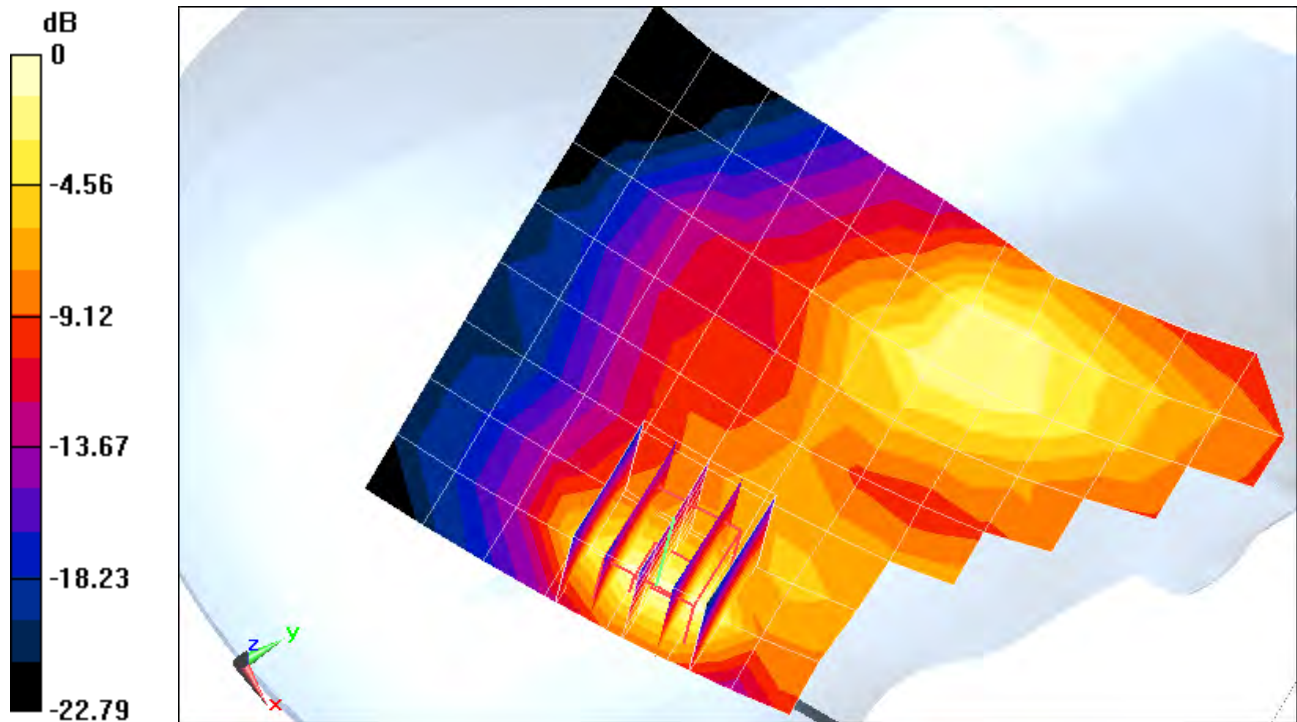
Area Scan (9x14x1): Measurement grid: dx=15mm, dy=15mm

Zoom Scan (5x5x7)/Cube 0: Measurement grid: dx=8mm, dy=8mm, dz=5mm

Reference Value = 11.916 V/m; Power Drift = -0.13 dB

Peak SAR (extrapolated) = 0.295 W/kg

SAR(1 g) = 0.151 W/kg; SAR(10 g) = 0.072 W/kg (SAR corrected for target medium)



0 dB = 0.175 W/kg = -7.57 dBW/kg

PCTEST ENGINEERING LABORATORY, INC.

DUT: PY7PM-0430; Type: Portable Handset; Serial: 8620

Communication System: LTE Band 5 (Cell.); Frequency: 836.5 MHz; Duty Cycle: 1:1

Medium: 835 Head Medium parameters used (interpolated):

$f = 836.5 \text{ MHz}$; $\sigma = 0.908 \text{ S/m}$; $\epsilon_r = 40.579$; $\rho = 1000 \text{ kg/m}^3$

Phantom section: Right Section

Test Date: 07-10-2013; Ambient Temp: 24.2°C; Tissue Temp: 22.9°C

Probe: ES3DV3 - SN3288; ConvF(6.41, 6.41, 6.41); Calibrated: 9/20/2012;

Sensor-Surface: 4mm (Mechanical Surface Detection)

Electronics: DAE4 Sn1323; Calibrated: 9/19/2012

Phantom: SAM v5.0 front; Type: QD000P40CD; Serial: TP-1646

Measurement SW: DASY52, Version 52.8 (7);SEMCAD X Version 14.6.10 (7164)

**Mode: LTE Band 5 (Cell.), Right Head, Cheek, Mid.ch, 10 MHz Bandwidth, QPSK,
1 RB, 49 RB Offset**

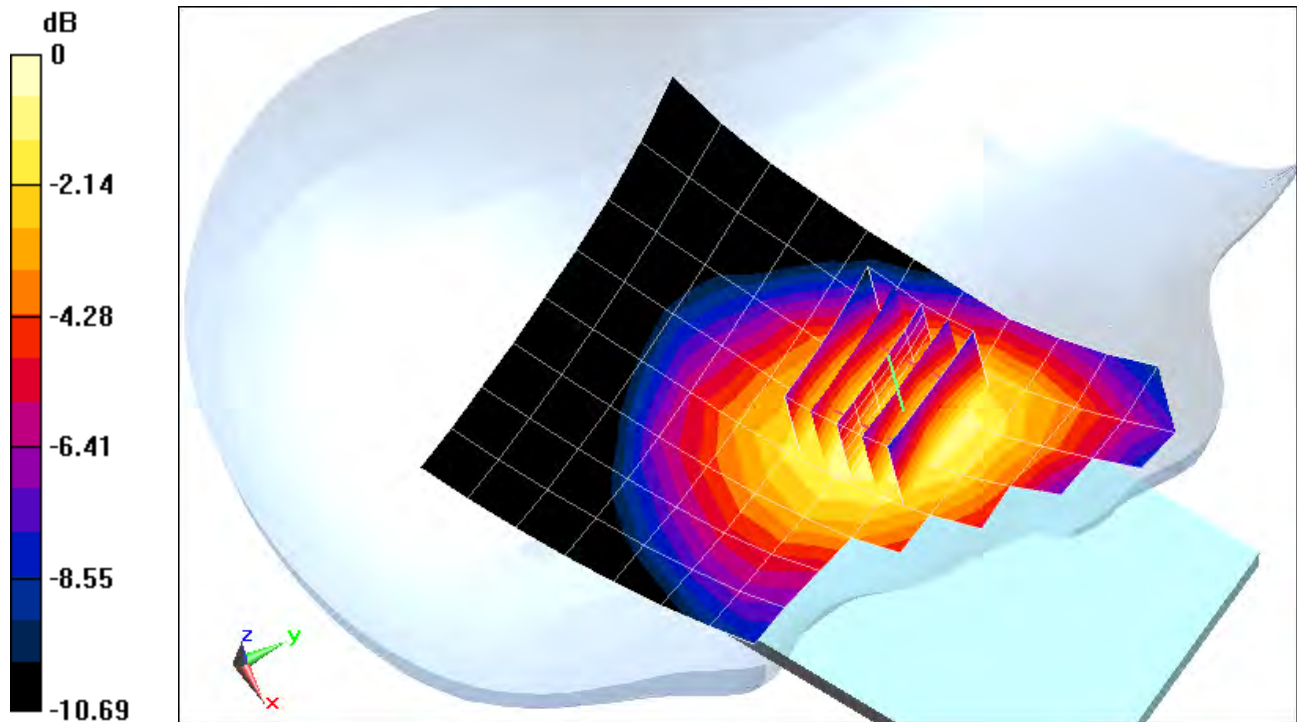
Area Scan (9x13x1): Measurement grid: dx=15mm, dy=15mm

Zoom Scan (6x5x7)/Cube 0: Measurement grid: dx=8mm, dy=8mm, dz=5mm

Reference Value = 16.299 V/m; Power Drift = -0.05 dB

Peak SAR (extrapolated) = 0.276 W/kg

SAR(1 g) = 0.217 W/kg; SAR(10 g) = 0.165 W/kg (SAR corrected for target medium)



0 dB = 0.228 W/kg = -6.42 dBW/kg

PCTEST ENGINEERING LABORATORY, INC.

DUT: PY7PM-0430; Type: Portable Handset; Serial: 8620

Communication System: LTE BAND 17; Frequency: 710 MHz; Duty Cycle: 1:1

Medium: 740 Head Medium parameters used:

$f = 710 \text{ MHz}$; $\sigma = 0.885 \text{ S/m}$; $\epsilon_r = 41.298$; $\rho = 1000 \text{ kg/m}^3$

Phantom section: Left Section

Test Date: 07-17-2013; Ambient Temp: 21.0°C; Tissue Temp: 21.6°C

Probe: ES3DV2 - SN3022; ConvF(6.3, 6.3, 6.3); Calibrated: 8/28/2012;

Sensor-Surface: 4mm (Mechanical Surface Detection)

Electronics: DAE4 Sn1322; Calibrated: 8/24/2012

Phantom: SAM Main; Type: SAM 4.0; Serial: TP-1406

Measurement SW: DASY4, Version 4.7 (80); SEMCAD X Version 14.6.10 (7164)

**Mode: LTE Band 17, Left Head, Cheek, Mid.ch, 10 MHz Bandwidth, QPSK,
1 RB, 0 RB Offset**

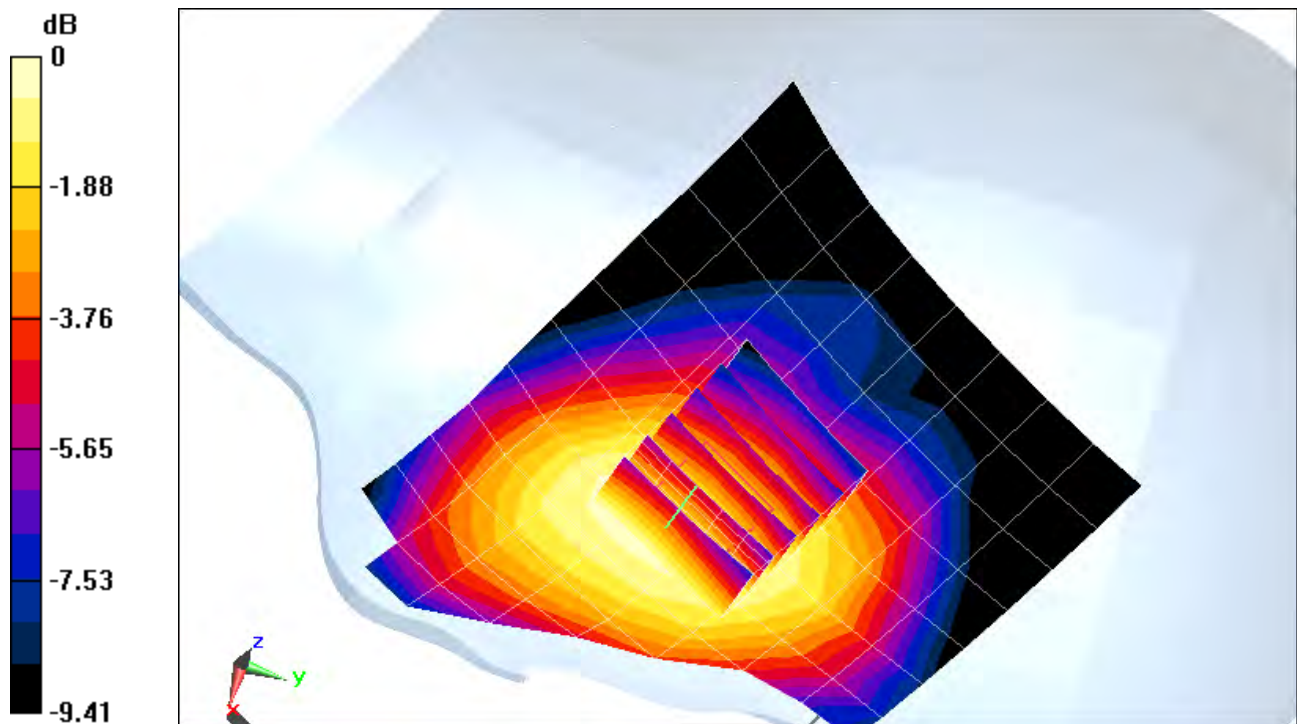
Area Scan (9x14x1): Measurement grid: dx=15mm, dy=15mm

Zoom Scan (6x6x7)/Cube 0: Measurement grid: dx=8mm, dy=8mm, dz=5mm

Reference Value = 9.508 V/m; Power Drift = 0.05 dB

Peak SAR (extrapolated) = 0.0850 W/kg

SAR(1 g) = 0.070 W/kg; SAR(10 g) = 0.055 W/kg (SAR corrected for target medium)



0 dB = 0.0721 W/kg = -11.42 dBW/kg

PCTEST ENGINEERING LABORATORY, INC.

DUT: PY7PM-0430; Type: Portable Handset; Serial: 8620

Communication System: LTE BAND 7; Frequency: 2510 MHz; Duty Cycle: 1:1

Medium: 2600 Head Medium parameters used (interpolated):

$f = 2510 \text{ MHz}$; $\sigma = 1.915 \text{ S/m}$; $\epsilon_r = 38.235$; $\rho = 1000 \text{ kg/m}^3$

Phantom section: Left Section

Test Date: 07-18-2013; Ambient Temp: 23.0°C; Tissue Temp: 23.5°C

Probe: ES3DV2 - SN3022; ConvF(4.23, 4.23, 4.23); Calibrated: 8/28/2012;

Sensor-Surface: 3mm (Mechanical Surface Detection)

Electronics: DAE4 Sn1322; Calibrated: 8/24/2012

Phantom: SAM Sub; Type: SAM 4.0; Serial: TP-1403

Measurement SW: DASY4, Version 4.7 (80);SEMCAD X Version 14.6.10 (7164)

**Mode: LTE Band 7, Left Head, Cheek, Low.ch, 20 MHz Bandwidth, QPSK,
1 RB, 50 RB Offset**

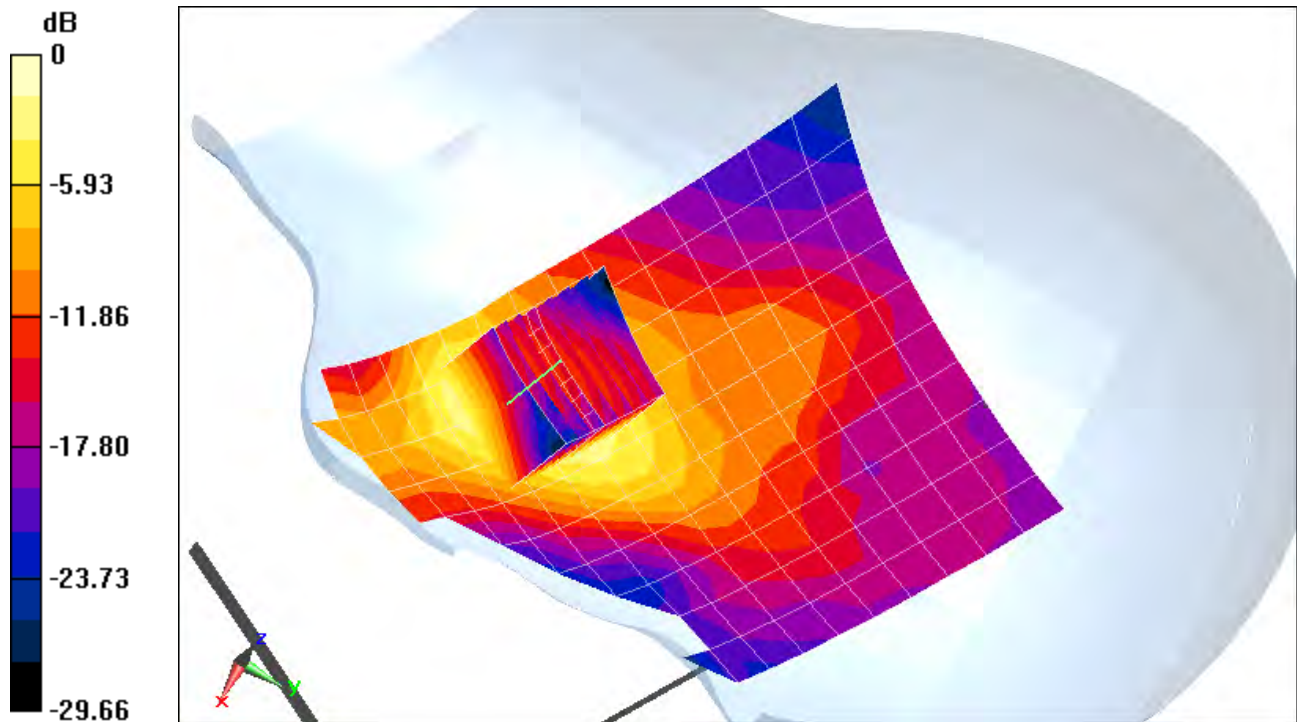
Area Scan (11x18x1): Measurement grid: dx=12mm, dy=12mm

Zoom Scan (8x8x7)/Cube 0: Measurement grid: dx=5mm, dy=5mm, dz=5mm

Reference Value = 15.574 V/m; Power Drift = -0.08 dB

Peak SAR (extrapolated) = 0.658 W/kg

SAR(1 g) = 0.353 W/kg; SAR(10 g) = 0.177 W/kg (SAR corrected for target medium)



0 dB = 0.457 W/kg = -3.40 dBW/kg

PCTEST ENGINEERING LABORATORY, INC.

DUT: PY7PM-0410; Type: Portable Handset; Serial: 6717

Communication System: IEEE 802.11b; Frequency: 2437 MHz; Duty Cycle: 1:1

Medium: 2450 Head Medium parameters used (interpolated):

$f = 2437 \text{ MHz}$; $\sigma = 1.862 \text{ S/m}$; $\epsilon_r = 40.038$; $\rho = 1000 \text{ kg/m}^3$

Phantom section: Left Section

Test Date: 06-18-2013; Ambient Temp: 23.4°C; Tissue Temp: 22.9°C

Probe: ES3DV3 - SN3287; ConvF(4.3, 4.3, 4.3); Calibrated: 11/15/2012;

Sensor-Surface: 3mm (Mechanical Surface Detection)

Electronics: DAE4 Sn1333; Calibrated: 11/13/2012

Phantom: SAM Sub Dasy B; Type: SAM 5.0; Serial: TP-1626

Measurement SW: DASY4, Version 4.7 (80); SEMCAD X Version 14.6.10 (7164)

Mode: IEEE 802.11b, Left Head, Cheek, Ch 06, 1 Mbps

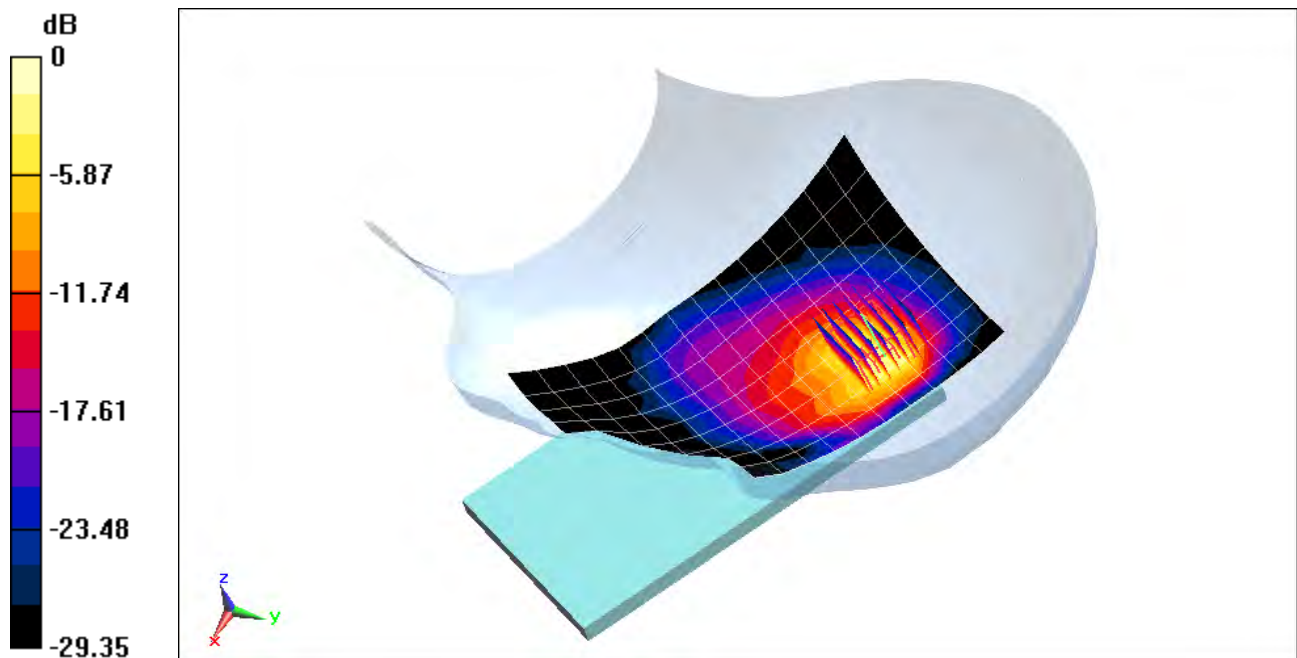
Area Scan (10x15x1): Measurement grid: dx=12mm, dy=12mm

Zoom Scan (7x7x7)/Cube 0: Measurement grid: dx=5mm, dy=5mm, dz=5mm

Reference Value = 20.154 V/m; Power Drift = -0.10 dB

Peak SAR (extrapolated) = 2.40 W/kg

SAR(1 g) = 0.902 W/kg; SAR(10 g) = 0.342 W/kg (SAR corrected for target medium)



PCTEST ENGINEERING LABORATORY, INC.

DUT: PY7PM-0430; Type: Portable Handset; Serial: 3037

Communication System: IEEE 802.11a; Frequency: 5825 MHz; Duty Cycle: 1:1
Medium: 5 GHz Head; Medium parameters used:

$$f = 5825 \text{ MHz}; \sigma = 5.084 \text{ S/m}; \epsilon_r = 35.262; \rho = 1000 \text{ kg/m}^3$$

Phantom section: Left Section

Test Date: 05-13-2013; Ambient Temp: 22.1°C; Tissue Temp: 21.5°C

Probe: EX3DV4 - SN3920; ConvF(4.02, 4.02, 4.02); Calibrated: 2/27/2013;

Sensor-Surface: 1.4mm (Mechanical Surface Detection)

Electronics: DAE4 Sn649; Calibrated: 2/6/2013

Phantom: SAM V5.0 Right; Type: QD000P40CD; Serial: 1647

Measurement SW: DASY52, Version 52.8 (6); SEMCAD X Version 14.6.10 (7164)

Mode: IEEE 802.11a, 5.8 GHz, Left Head, Cheek, Ch 165, 6 Mbps

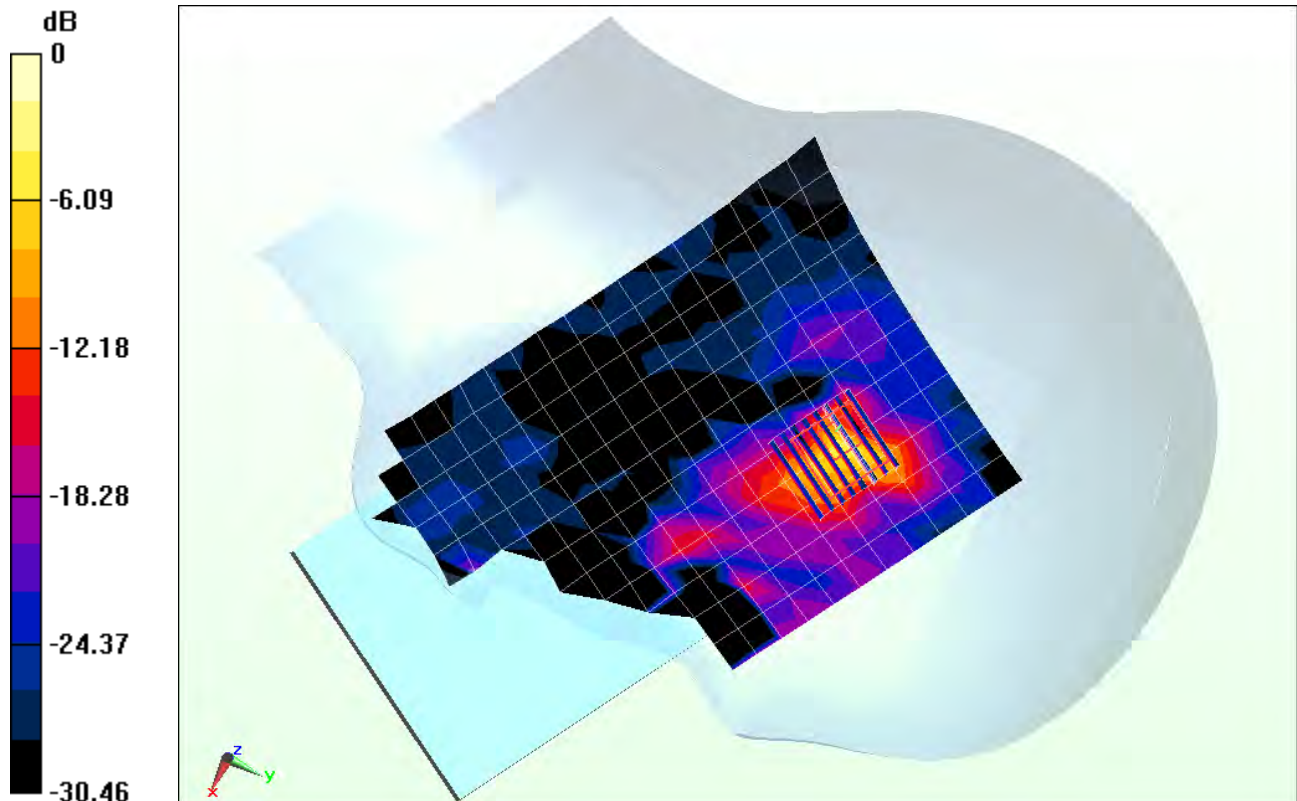
Area Scan (13x21x1): Measurement grid: dx=10mm, dy=10mm

Zoom Scan (8x8x7)/Cube 0: Measurement grid: dx=4mm, dy=4mm, dz=1.4mm; Graded Ratio: 1.4

Reference Value = 11.393 V/m; Power Drift = -0.09 dB

Peak SAR (extrapolated) = 5.06 W/kg

SAR(1 g) = 0.958 W/kg; SAR(10 g) = 0.296 W/kg (SAR corrected for target medium)



0 dB = 2.84 W/kg = 4.53 dBW/kg

PCTEST ENGINEERING LABORATORY, INC.

DUT: PY7PM-0430; Type: Portable Handset; Serial: 3037

Communication System: IEEE 802.11a; Frequency: 5240 MHz; Duty Cycle: 1:1

Medium: 5GHz Head; Medium parameters used:

$$f = 5240 \text{ MHz}; \sigma = 4.516 \text{ S/m}; \epsilon_r = 37.189; \rho = 1000 \text{ kg/m}^3$$

Phantom section: Left Section

Test Date: 05-09-2013; Ambient Temp: 24.4°C; Tissue Temp: 23.3°C

Probe: EX3DV4 - SN3920; ConvF(4.87, 4.87, 4.87); Calibrated: 2/27/2013;

Sensor-Surface: 1.4mm (Mechanical Surface Detection)

Electronics: DAE4 Sn649; Calibrated: 2/6/2013

Phantom: SAM V5.0 Right; Type: QD000P40CD; Serial: 1647

Measurement SW: DASY52, Version 52.8 (6); SEMCAD X Version 14.6.10 (7164)

Mode: IEEE 802.11a, 5.2 GHz, Left Head, Cheek, Ch 48, 6 Mbps


Area Scan (13x21x1): Measurement grid: dx=10mm, dy=10mm

Zoom Scan (9x9x7)/Cube 0: Measurement grid: dx=4mm, dy=4mm, dz=1.4mm; Graded Ratio: 1.4

Reference Value = 12.812 V/m; Power Drift = 0.04 dB

Peak SAR (extrapolated) = 3.88 W/kg

SAR(1 g) = 0.789 W/kg; SAR(10 g) = 0.233 W/kg (SAR corrected for target medium)



0 dB = 2.27 W/kg = 3.56 dBW/kg

PCTEST ENGINEERING LABORATORY, INC.

DUT: PY7PM-0430; Type: Portable Handset; Serial: 8628

Communication System: GSM; Frequency: 848.8 MHz; Duty Cycle: 1:8.3

Medium: 835 Body Medium parameters used (interpolated):

$f = 848.8$ MHz; $\sigma = 1.029$ S/m; $\epsilon_r = 55.522$; $\rho = 1000$ kg/m³

Phantom section: Flat Section; Space: 1.5 cm

Test Date: 07-08-2013; Ambient Temp: 24.9°C; Tissue Temp: 23.5°C

Probe: ES3DV3 - SN3209; ConvF(6.28, 6.28, 6.28); Calibrated: 3/15/2013;

Sensor-Surface: 4mm (Mechanical Surface Detection)

Electronics: DAE4 Sn1334; Calibrated: 3/8/2013

Phantom: ELI v5.0; Type: QDOVA002AA; Serial: TP-1158

Measurement SW: DASY52, Version 52.8 (7); SEMCAD X Version 14.6.10 (7164)

Mode: GSM 850, Body SAR, Back side, High.ch

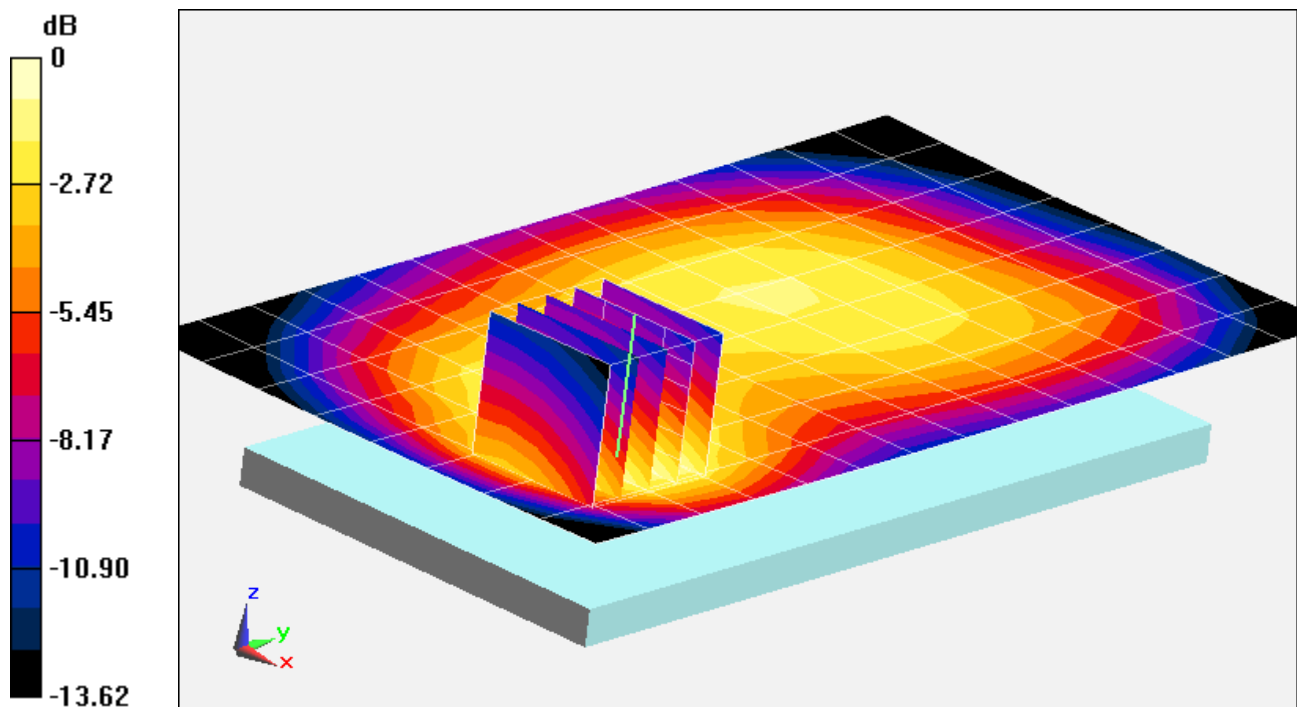
Area Scan (9x15x1): Measurement grid: dx=15mm, dy=15mm

Zoom Scan (5x5x7)/Cube 0: Measurement grid: dx=8mm, dy=8mm, dz=5mm

Reference Value = 19.134 V/m; Power Drift = -0.06 dB

Peak SAR (extrapolated) = 0.516 W/kg

SAR(1 g) = 0.350 W/kg; SAR(10 g) = 0.232 W/kg (SAR corrected for target medium)



0 dB = 0.373 W/kg = -4.28 dBW/kg

PCTEST ENGINEERING LABORATORY, INC.

DUT: PY7PM-0430; Type: Portable Handset; Serial: 8628

Communication System: GPRS; 4 Tx slots; Frequency: 824.2 MHz; Duty Cycle: 1:2.076

Medium: 835 Body Medium parameters used (interpolated):

$$f = 824.2 \text{ MHz}; \sigma = 1.004 \text{ S/m}; \epsilon_r = 55.822; \rho = 1000 \text{ kg/m}^3$$

Phantom section: Flat Section; Space: 1.0 cm

Test Date: 07-08-2013; Ambient Temp: 24.9°C; Tissue Temp: 23.5°C

Probe: ES3DV3 - SN3209; ConvF(6.28, 6.28, 6.28); Calibrated: 3/15/2013;

Sensor-Surface: 4mm (Mechanical Surface Detection)

Electronics: DAE4 Sn1334; Calibrated: 3/8/2013

Phantom: ELI v5.0; Type: QDOVA002AA; Serial: TP-1158

Measurement SW: DASY52, Version 52.8 (7); SEMCAD X Version 14.6.10 (7164)

Mode: GPRS 850, Body SAR, Back side, Low.ch, 4 Tx Slots

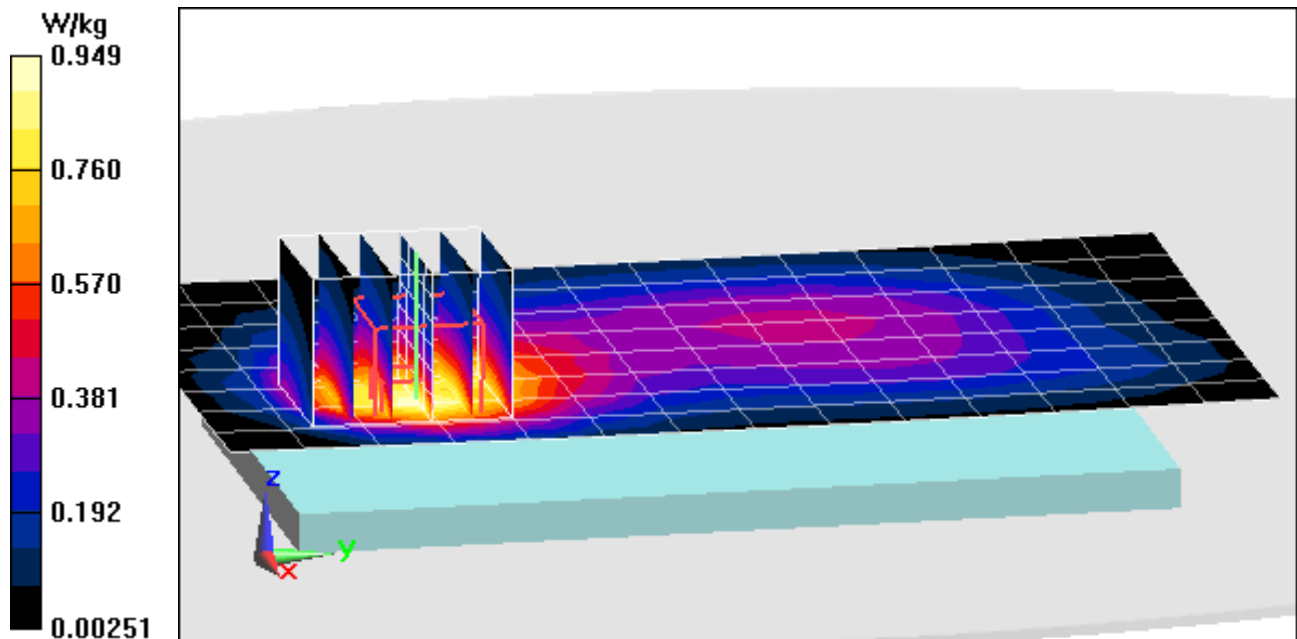
Area Scan (9x15x1): Measurement grid: dx=15mm, dy=15mm

Zoom Scan (5x6x7)/Cube 0: Measurement grid: dx=8mm, dy=8mm, dz=5mm

Reference Value = 32.889 V/m; Power Drift = 0.07 dB

Peak SAR (extrapolated) = 1.52 W/kg

SAR(1 g) = 0.988 W/kg; SAR(10 g) = 0.647 W/kg (SAR corrected for target medium)



PCTEST ENGINEERING LABORATORY, INC.

DUT: PY7PM-0430; Type: Portable Handset; Serial: 8628

Communication System: GSM; Frequency: 1909.8 MHz; Duty Cycle: 1:8.3

Medium: 1900 Body Medium parameters used:

$f = 1910 \text{ MHz}$; $\sigma = 1.519 \text{ S/m}$; $\epsilon_r = 51.933$; $\rho = 1000 \text{ kg/m}^3$

Phantom section: Flat Section; Space: 1.5 cm

Test Date: 07-22-2013; Ambient Temp: 22.8°C; Tissue Temp: 23.4°C

Probe: EX3DV4 - SN3920; ConvF(7.38, 7.38, 7.38); Calibrated: 2/27/2013;

Sensor-Surface: 4mm (Mechanical Surface Detection)

Electronics: DAE4 Sn649; Calibrated: 2/6/2013

Phantom: SAM 5.0 front; Type: QD000P40CD; Serial: TP:-1648

Measurement SW: DASY52, Version 52.8 (7); SEMCAD X Version 14.6.10 (7164)

Mode: GSM 1900, Body SAR, Back side, High.ch

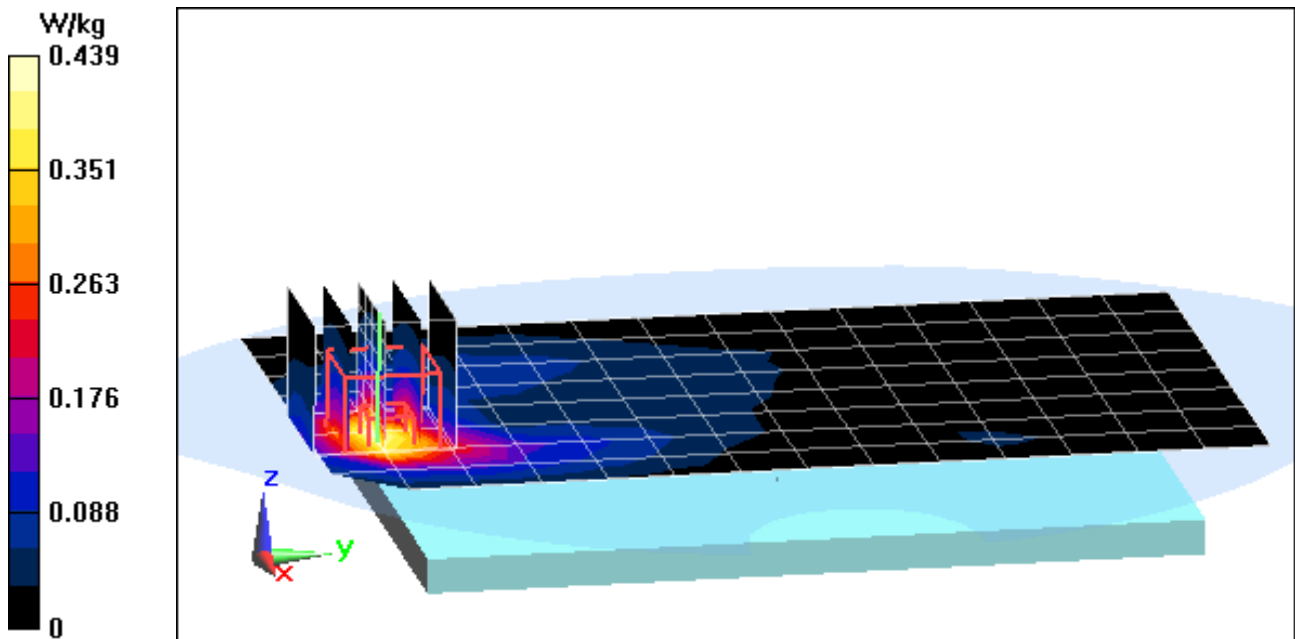
Area Scan (9x15x1): Measurement grid: dx=15mm, dy=15mm

Zoom Scan (5x5x7)/Cube 0: Measurement grid: dx=8mm, dy=8mm, dz=5mm

Reference Value = 17.841 V/m; Power Drift = -0.01 dB

Peak SAR (extrapolated) = 0.789 W/kg

SAR(1 g) = 0.471 W/kg; SAR(10 g) = 0.258 W/kg (SAR corrected for target medium)



PCTEST ENGINEERING LABORATORY, INC.

DUT: PY7PM-0430; Type: Portable Handset; Serial: 8624

Communication System: GSM1900 GPRS; Frequency: 1909.8 MHz; Duty Cycle: 1:2.076

Medium: 1900 Body , Medium parameters used:

$f = 1910 \text{ MHz}; \sigma = 1.553 \text{ S/m}; \epsilon_r = 54.032; \rho = 1000 \text{ kg/m}^3$

Phantom section: Flat Section; Space: 1.0 cm

Test Date: 07-08-2013; Ambient Temp: 23.2°C; Tissue Temp: 22.8°C

Probe: ES3DV3 - SN3287; ConvF(4.69, 4.69, 4.69); Calibrated: 11/15/2012;

Sensor-Surface: 4mm (Mechanical Surface Detection)

Electronics: DAE4 Sn1333; Calibrated: 11/13/2012

Phantom: SAM Sub Dasy B; Type: SAM 5.0; Serial: TP-1626

Measurement SW: DASY4, Version 4.7 (80); SEMCAD X Version 14.6.10 (7164)

Mode: GPRS 1900, Body SAR, Back side, High.ch, 4 Tx Slots

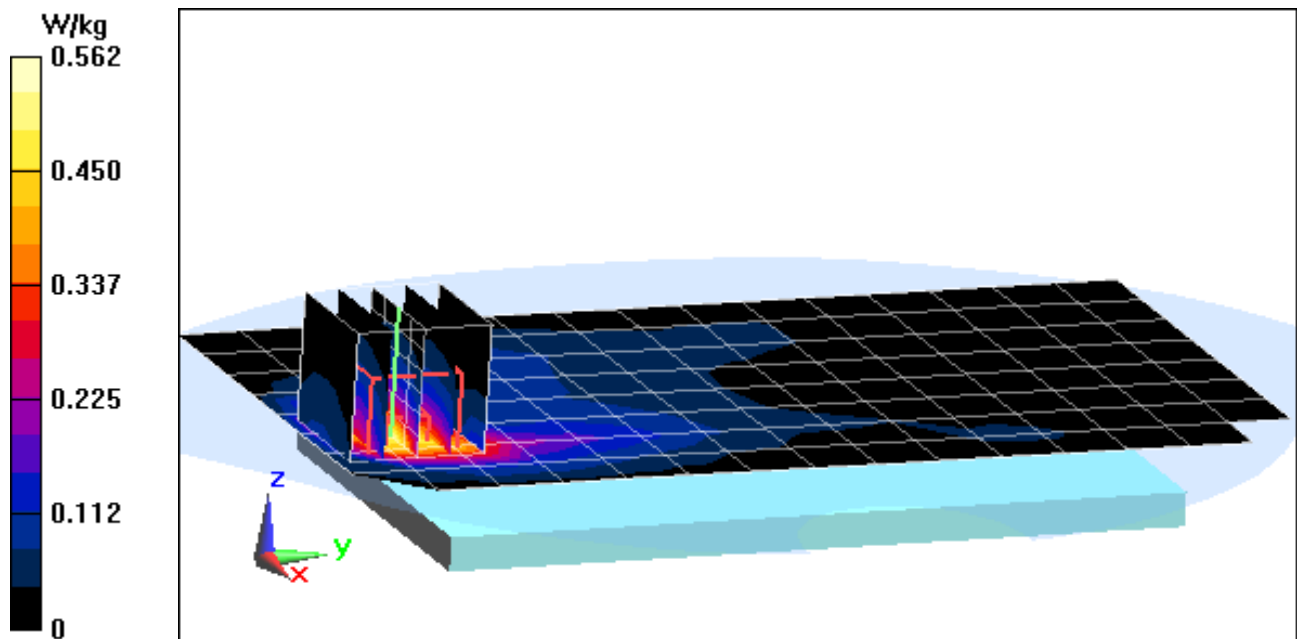
Area Scan (9x16x1): Measurement grid: dx=15mm, dy=15mm

Zoom Scan (5x5x7)/Cube 0: Measurement grid: dx=8mm, dy=8mm, dz=5mm

Reference Value = 21.108 V/m; Power Drift = -0.04 dB

Peak SAR (extrapolated) = 1.49 W/kg

SAR(1 g) = 0.784 W/kg; SAR(10 g) = 0.394 W/kg (SAR corrected for target medium)



PCTEST ENGINEERING LABORATORY, INC.

DUT: PY7PM-0430; Type: Portable Handset; Serial: 8617

Communication System: UMTS, Frequency: 846.6 MHz; Duty Cycle: 1:1

Medium: 835 Body Medium parameters used (interpolated):

$f = 846.6 \text{ MHz}$; $\sigma = 1.026 \text{ S/m}$; $\epsilon_r = 55.55$; $\rho = 1000 \text{ kg/m}^3$

Phantom section: Flat Section; Space: 1.5 cm

Test Date: 07-08-2013; Ambient Temp: 24.9°C; Tissue Temp: 23.5°C

Probe: ES3DV3 - SN3209; ConvF(6.28, 6.28, 6.28); Calibrated: 3/15/2013;

Sensor-Surface: 4mm (Mechanical Surface Detection)

Electronics: DAE4 Sn1334; Calibrated: 3/8/2013

Phantom: ELI v5.0; Type: QDOVA002AA; Serial: TP-1158

Measurement SW: DASY52, Version 52.8 (7);SEMCAD X Version 14.6.10 (7164)

Mode: UMTS 850, Body SAR, Back side, High.ch

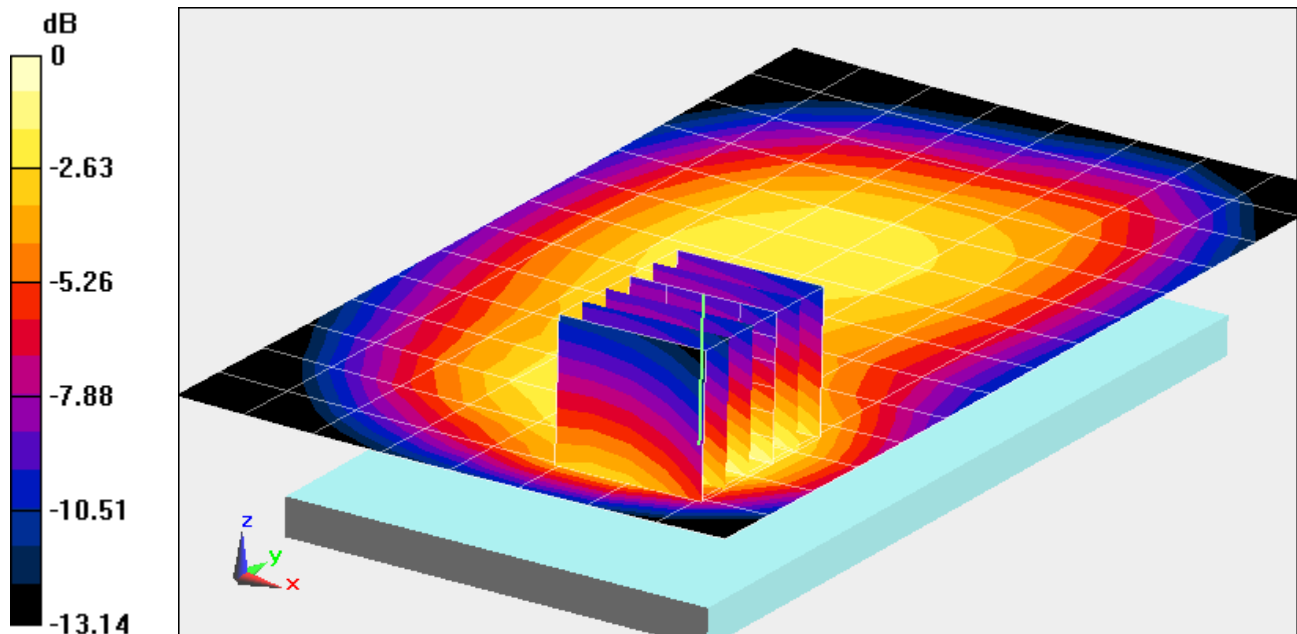
Area Scan (9x15x1): Measurement grid: dx=15mm, dy=15mm

Zoom Scan (5x6x7)/Cube 0: Measurement grid: dx=8mm, dy=8mm, dz=5mm

Reference Value = 21.389 V/m; Power Drift = 0.00 dB

Peak SAR (extrapolated) = 0.643 W/kg

SAR(1 g) = 0.438 W/kg; SAR(10 g) = 0.295 W/kg (SAR corrected for target medium)



0 dB = 0.464 W/kg = -3.33 dBW/kg

PCTEST ENGINEERING LABORATORY, INC.

DUT: PY7PM-0430; Type: Portable Handset; Serial: 8617

Communication System: UMTS, Frequency: 846.6 MHz; Duty Cycle: 1:1

Medium: 835 Body Medium parameters used (interpolated):

$f = 846.6 \text{ MHz}$; $\sigma = 1.026 \text{ S/m}$; $\epsilon_r = 55.55$; $\rho = 1000 \text{ kg/m}^3$

Phantom section: Flat Section; Space: 1.0 cm

Test Date: 07-08-2013; Ambient Temp: 24.9°C; Tissue Temp: 23.5°C

Probe: ES3DV3 - SN3209; ConvF(6.28, 6.28, 6.28); Calibrated: 3/15/2013;

Sensor-Surface: 4mm (Mechanical Surface Detection)

Electronics: DAE4 Sn1334; Calibrated: 3/8/2013

Phantom: ELI v5.0; Type: QDOVA002AA; Serial: TP-1158

Measurement SW: DASY52, Version 52.8 (7);SEMCAD X Version 14.6.10 (7164)

Mode: UMTS 850, Body SAR, Back side, High.ch

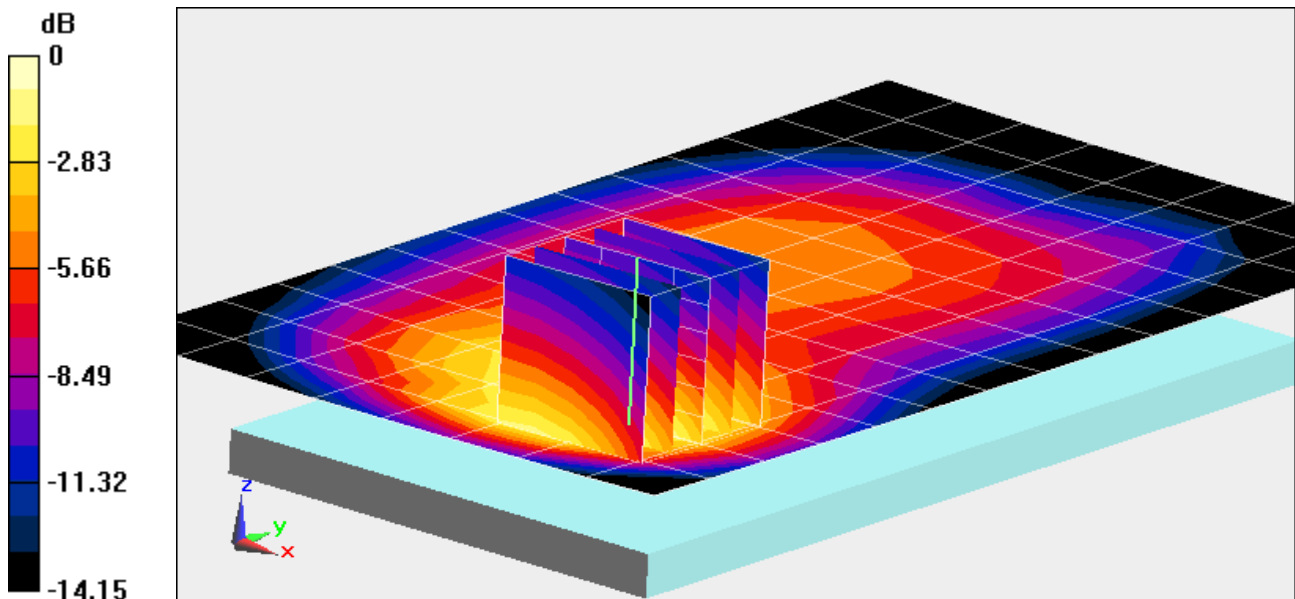
Area Scan (9x15x1): Measurement grid: dx=15mm, dy=15mm

Zoom Scan (5x5x7)/Cube 0: Measurement grid: dx=8mm, dy=8mm, dz=5mm

Reference Value = 30.827 V/m; Power Drift = 0.00 dB

Peak SAR (extrapolated) = 1.40 W/kg

SAR(1 g) = 0.873 W/kg; SAR(10 g) = 0.553 W/kg (SAR corrected for target medium)



0 dB = 0.942 W/kg = -0.26 dBW/kg

PCTEST ENGINEERING LABORATORY, INC.

DUT: PY7PM-0430; Type: Portable Handset; Serial: 8617

Communication System: UMTS; Frequency: 1880 MHz, Frequency: 1907.6 MHz; Duty Cycle: 1:1

Medium: 1900 Body Medium parameters used (interpolated):

$f = 1907.6 \text{ MHz}$; $\sigma = 1.525 \text{ S/m}$; $\epsilon_r = 53.087$; $\rho = 1000 \text{ kg/m}^3$

Phantom section: Flat Section; Space: 1.5 cm

Test Date: 07-25-2013; Ambient Temp: 24.2°C; Tissue Temp: 23.7°C

Probe: EX3DV4 - SN3920; ConvF(7.38, 7.38, 7.38); Calibrated: 2/27/2013;

Sensor-Surface: 4mm (Mechanical Surface Detection)

Electronics: DAE4 Sn649; Calibrated: 2/6/2013

Phantom: SAM 5.0 front; Type: QD000P40CD; Serial: TP:-1648

Measurement SW: DASY52, Version 52.8 (7); SEMCAD X Version 14.6.10 (7164)

Mode: UMTS 1900, Body SAR, Back side, High.ch

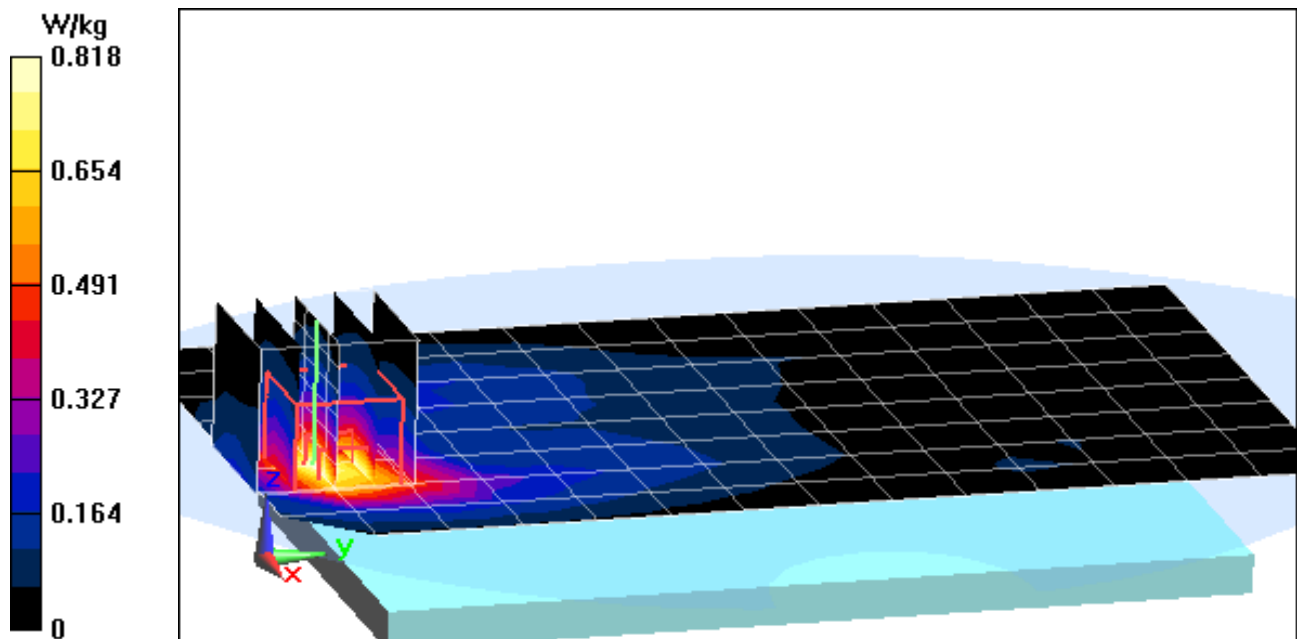
Area Scan (9x15x1): Measurement grid: dx=15mm, dy=15mm

Zoom Scan (5x5x7)/Cube 0: Measurement grid: dx=8mm, dy=8mm, dz=5mm

Reference Value = 23.828 V/m; Power Drift = -0.01 dB

Peak SAR (extrapolated) = 1.42 W/kg

SAR(1 g) = 0.861 W/kg; SAR(10 g) = 0.476 W/kg (SAR corrected for target medium)



PCTEST ENGINEERING LABORATORY, INC.

DUT: PY7PM-0430; Type: Portable Handset; Serial: 8617

Communication System: UMTS1900; Frequency: 1907.6 MHz; Duty Cycle: 1:1

Medium: 1900 Body Medium parameters used (interpolated):

$f = 1907.6 \text{ MHz}$; $\sigma = 1.55 \text{ S/m}$; $\epsilon_r = 54.039$; $\rho = 1000 \text{ kg/m}^3$

Phantom section: Flat Section; Space: 1.0 cm

Test Date: 07-08-2013; Ambient Temp: 23.2°C; Tissue Temp: 22.8°C

Probe: ES3DV3 - SN3287; ConvF(4.69, 4.69, 4.69); Calibrated: 11/15/2012;

Sensor-Surface: 4mm (Mechanical Surface Detection)

Electronics: DAE4 Sn1333; Calibrated: 11/13/2012

Phantom: SAM Sub Dasy B; Type: SAM 5.0; Serial: TP-1626

Measurement SW: DASY4, Version 4.7 (80); SEMCAD X Version 14.6.10 (7164)

Mode: UMTS 1900, Body SAR, Back side, High.ch

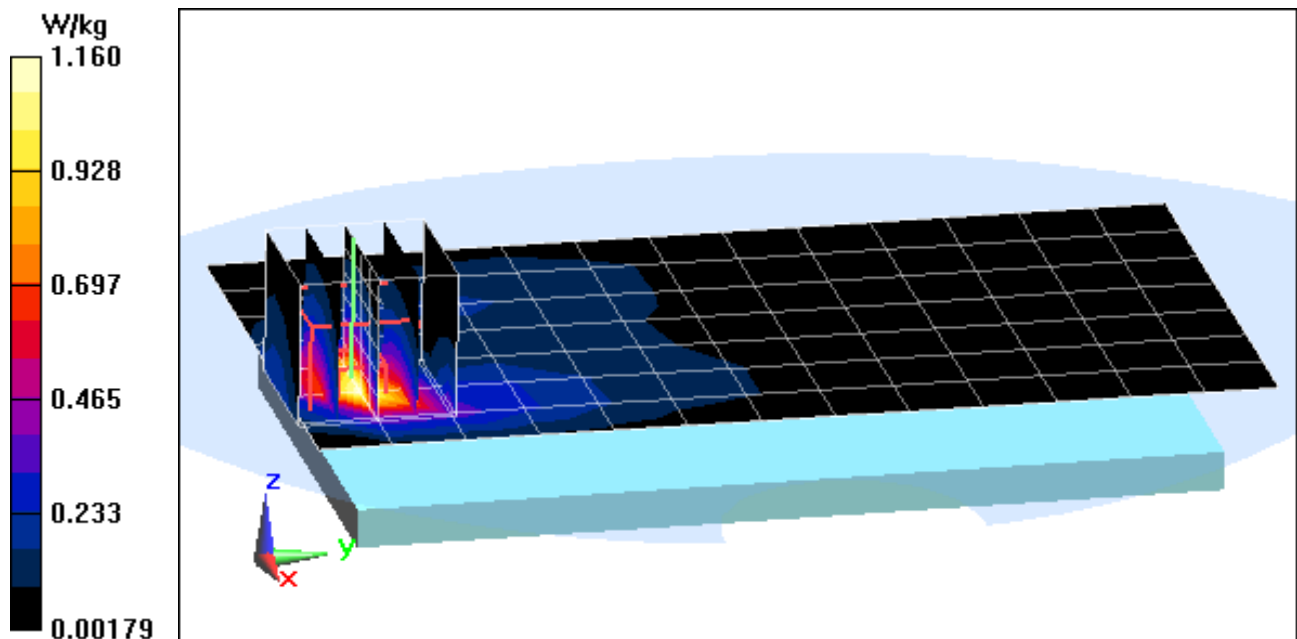
Area Scan (8x14x1): Measurement grid: dx=15mm, dy=15mm

Zoom Scan (5x5x7)/Cube 0: Measurement grid: dx=8mm, dy=8mm, dz=5mm

Reference Value = 27.775 V/m; Power Drift = -0.12 dB

Peak SAR (extrapolated) = 1.89 W/kg

SAR(1 g) = 1.06 W/kg; SAR(10 g) = 0.535 W/kg (SAR corrected for target medium)



PCTEST ENGINEERING LABORATORY, INC.

DUT: PY7PM-0430; Type: Portable Handset; Serial: 8617

Communication System: AWS WCDMA; Frequency: 1752.5 MHz; Duty Cycle: 1:1

Medium: 1750 Body Medium parameters used (interpolated):

$f = 1752.5 \text{ MHz}$; $\sigma = 1.481 \text{ S/m}$; $\epsilon_r = 51.219$; $\rho = 1000 \text{ kg/m}^3$

Phantom section: Flat Section; Space: 1.5 cm

Test Date: 07-26-2013; Ambient Temp: 23.7°C; Tissue Temp: 22.8°C

Probe: ES3DV3 - SN3287; ConvF(4.86, 4.86, 4.86); Calibrated: 11/15/2012;

Sensor-Surface: 4mm (Mechanical Surface Detection)

Electronics: DAE4 Sn1333; Calibrated: 11/13/2012

Phantom: SAM Sub Dasy B; Type: SAM 5.0; Serial: TP-1626

Measurement SW: DASY4, Version 4.7 (80); SEMCAD X Version 14.6.10 (7164)

Mode: AWS UMTS, Body SAR, Back side, High.ch

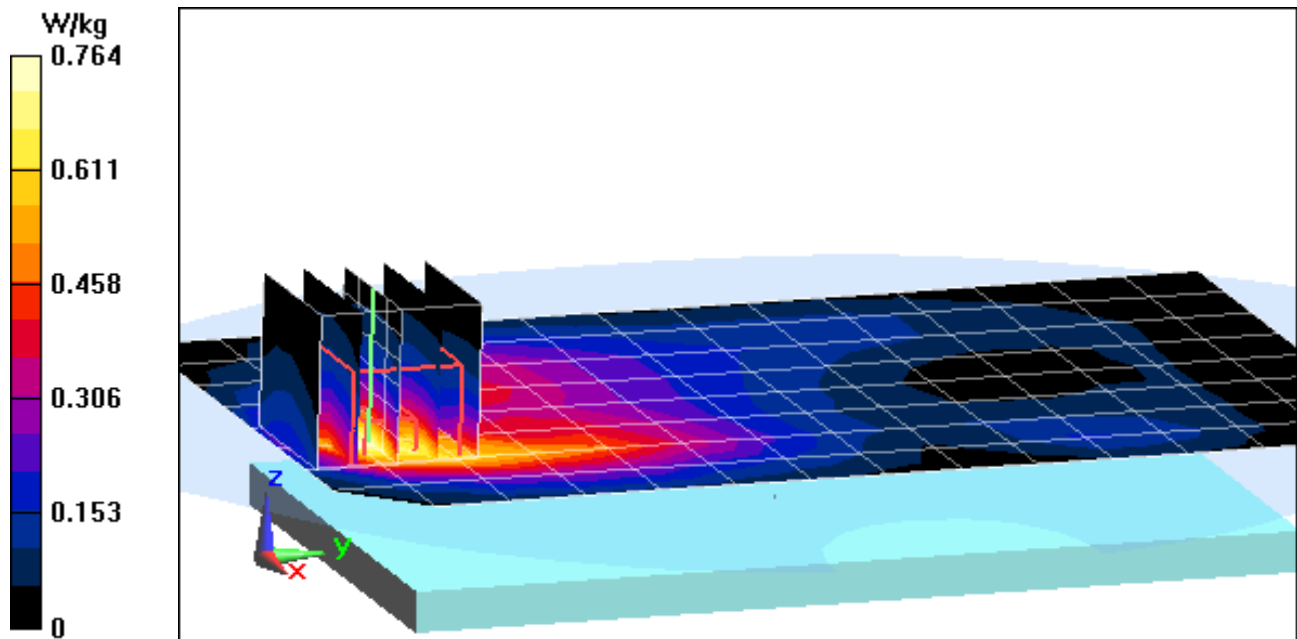
Area Scan (9x15x1): Measurement grid: dx=15mm, dy=15mm

Zoom Scan (5x5x7)/Cube 0: Measurement grid: dx=8mm, dy=8mm, dz=5mm

Reference Value = 24.331 V/m; Power Drift = -0.02 dB

Peak SAR (extrapolated) = 1.36 W/kg

SAR(1 g) = 0.837 W/kg; SAR(10 g) = 0.479 W/kg (SAR corrected for target medium)



PCTEST ENGINEERING LABORATORY, INC.

DUT: PY7PM-0430; Type: Portable Handset; Serial: 8613

Communication System: UMTS; Frequency: 1752.5 MHz; Duty Cycle: 1:1

Medium: 1750 Body Medium parameters used (interpolated):

$f = 1752.5 \text{ MHz}$; $\sigma = 1.452 \text{ S/m}$; $\epsilon_r = 53.188$; $\rho = 1000 \text{ kg/m}^3$

Phantom section: Flat Section; Space: 1.0 cm

Test Date: 07-15-2013; Ambient Temp: 21.9°C; Tissue Temp: 22.6°C

Probe: ES3DV3 - SN3288; ConvF(5.18, 5.18, 5.18); Calibrated: 9/20/2012;

Sensor-Surface: 4mm (Mechanical Surface Detection)

Electronics: DAE4 Sn1323; Calibrated: 9/19/2012

Phantom: SAM v5.0 front; Type: QD000P40CD; Serial: TP-1646

Measurement SW: DASY52, Version 52.8 (7); SEMCAD X Version 14.6.10 (7164)

Mode: AWS UMTS, Body SAR, Back side, High.ch

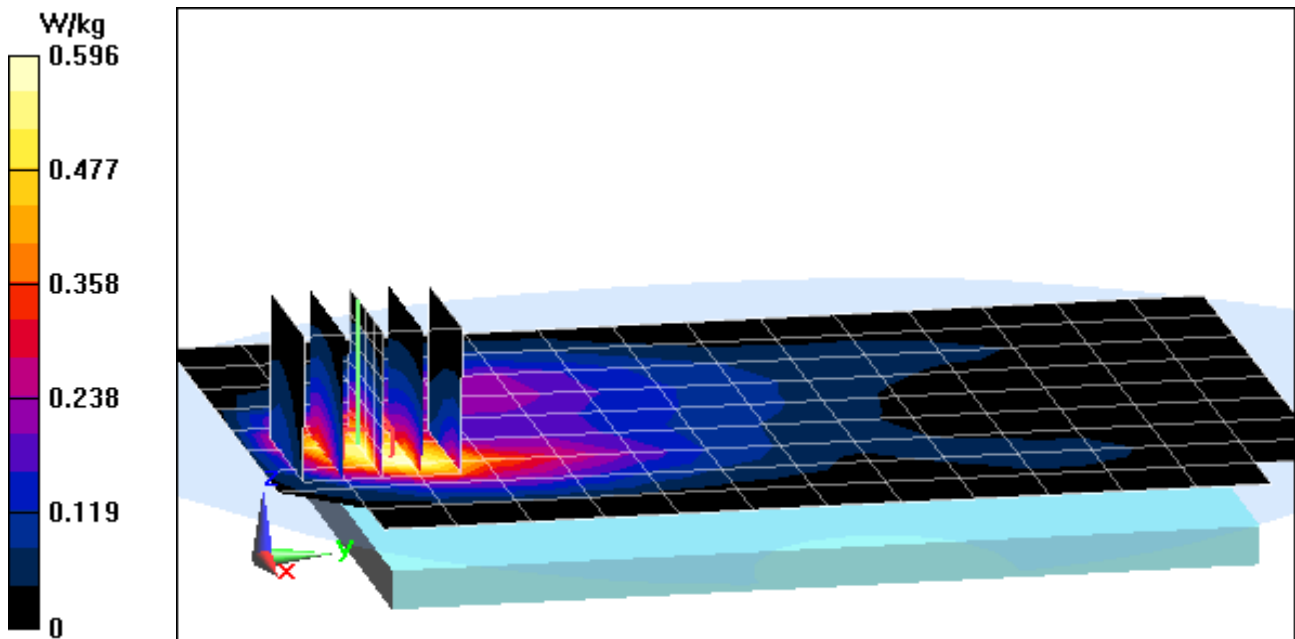
Area Scan (10x15x1): Measurement grid: dx=15mm, dy=15mm

Zoom Scan (5x5x7)/Cube 0: Measurement grid: dx=8mm, dy=8mm, dz=5mm

Reference Value = 24.304 V/m; Power Drift = -0.02 dB

Peak SAR (extrapolated) = 1.28 W/kg

SAR(1 g) = 0.757 W/kg; SAR(10 g) = 0.404 mW/g (SAR corrected for target medium)



PCTEST ENGINEERING LABORATORY, INC.

DUT: PY7PM-0430; Type: Portable Handset; Serial: 8620

Communication System: LTE Band 2 (PCS); Frequency: 1900 MHz, Duty Cycle: 1:1

Medium: 1900 Body Medium parameters used (interpolated):

$$f = 1900 \text{ MHz}; \sigma = 1.517 \text{ S/m}; \epsilon_r = 53.11; \rho = 1000 \text{ kg/m}^3$$

Phantom section: Flat Section; Space: 1.5 cm

Test Date: 07-25-2013; Ambient Temp: 24.2°C; Tissue Temp: 23.7°C

Probe: EX3DV4 - SN3920; ConvF(7.38, 7.38, 7.38); Calibrated: 2/27/2013;

Sensor-Surface: 4mm (Mechanical Surface Detection)

Electronics: DAE4 Sn649; Calibrated: 2/6/2013

Phantom: SAM 5.0 front; Type: QD000P40CD; Serial: TP:-1648

Measurement SW: DASY52, Version 52.8 (7); SEMCAD X Version 14.6.10 (7164)

**Mode: LTE Band 2 (PCS), Body SAR, Back side, High.ch, 20 MHz Bandwidth,
QPSK, 1 RB, 50 RB Offset**

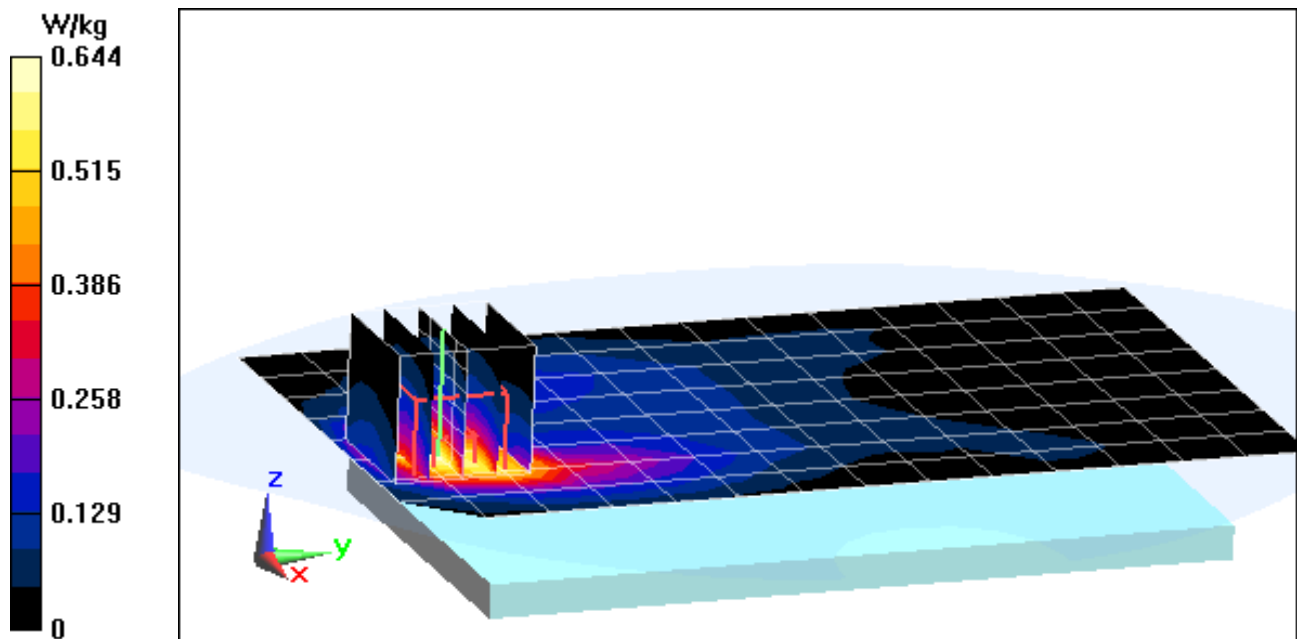
Area Scan (9x15x1): Measurement grid: dx=15mm, dy=15mm

Zoom Scan (5x5x7)/Cube 0: Measurement grid: dx=8mm, dy=8mm, dz=5mm

Reference Value = 23.647 V/m; Power Drift = 0.01 dB

Peak SAR (extrapolated) = 1.26 W/kg

SAR(1 g) = 0.765 W/kg; SAR(10 g) = 0.418 W/kg (SAR corrected for target medium)



PCTEST ENGINEERING LABORATORY, INC.

DUT: PY7PM-0430; Type: Portable Handset; Serial: 8620

Communication System: LTE Band 4 (AWS); Frequency: 1732.5 MHz; Duty Cycle: 1:1

Medium: 1750 Body Medium parameters used (interpolated):

$f = 1732.5 \text{ MHz}$; $\sigma = 1.502 \text{ S/m}$; $\epsilon_r = 52.425$; $\rho = 1000 \text{ kg/m}^3$

Phantom section: Flat Section; Space: 1.5 cm

Test Date: 07-11-2013; Ambient Temp: 23.9°C; Tissue Temp: 23.1°C

Probe: EX3DV4 - SN3920; ConvF(7.59, 7.59, 7.59); Calibrated: 2/27/2013;

Sensor-Surface: 4mm (Mechanical Surface Detection)

Electronics: DAE4 Sn649; Calibrated: 2/6/2013

Phantom: SAM 5.0 front; Type: QD000P40CD; Serial: TP:-1648

Measurement SW: DASY52, Version 52.8 (7); SEMCAD X Version 14.6.10 (7164)

**Mode: LTE Band 4 (AWS), Body SAR, Back side, Mid.ch, 20 MHz Bandwidth,
QPSK, 1 RB, 0 RB Offset**

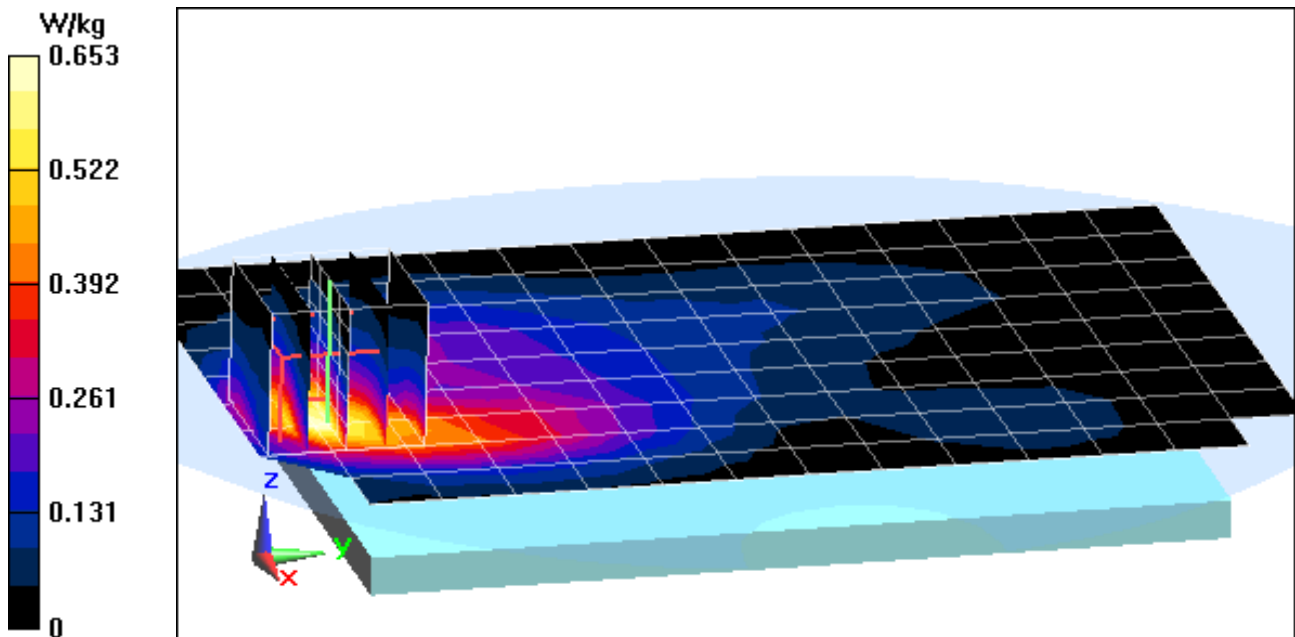
Area Scan (10x15x1): Measurement grid: dx=15mm, dy=15mm

Zoom Scan (5x5x7)/Cube 0: Measurement grid: dx=8mm, dy=8mm, dz=5mm

Reference Value = 20.576 V/m; Power Drift = -0.01 dB

Peak SAR (extrapolated) = 0.939 W/kg

SAR(1 g) = 0.590 W/kg; SAR(10 g) = 0.343 W/kg (SAR corrected for target medium)



PCTEST ENGINEERING LABORATORY, INC.

DUT: PY7PM-0430; Type: Portable Handset; Serial: 8620

Communication System: LTE Band 5 (Cell.); Frequency: 836.5 MHz; Duty Cycle: 1:1

Medium: 835 Body Medium parameters used (interpolated):

$f = 836.5 \text{ MHz}$; $\sigma = 1.016 \text{ S/m}$; $\epsilon_r = 55.676$; $\rho = 1000 \text{ kg/m}^3$

Phantom section: Flat Section; Space: 1.5 cm

Test Date: 07-08-2013; Ambient Temp: 24.9°C; Tissue Temp: 23.5°C

Probe: ES3DV3 - SN3209; ConvF(6.28, 6.28, 6.28); Calibrated: 3/15/2013;

Sensor-Surface: 4mm (Mechanical Surface Detection)

Electronics: DAE4 Sn1334; Calibrated: 3/8/2013

Phantom: ELI v5.0; Type: QDOVA002AA; Serial: TP-1158

Measurement SW: DASY52, Version 52.8 (7); SEMCAD X Version 14.6.10 (7164)

Mode: LTE Band 5 (Cell.), Body SAR, Back side, Mid.ch, 10 MHz Bandwidth, QPSK, 1 RB, 49 RB Offset

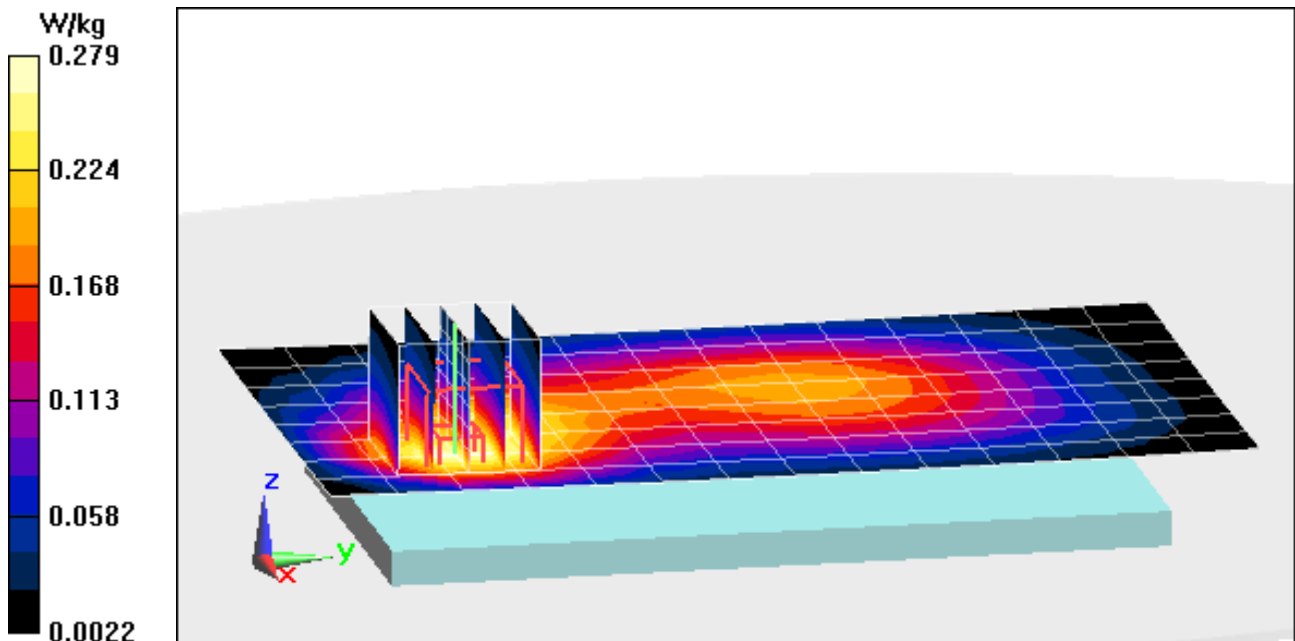
Area Scan (9x15x1): Measurement grid: dx=15mm, dy=15mm

Zoom Scan (5x5x7)/Cube 0: Measurement grid: dx=8mm, dy=8mm, dz=5mm

Reference Value = 16.889 V/m; Power Drift = -0.01 dB

Peak SAR (extrapolated) = 0.390 W/kg

SAR(1 g) = 0.265 W/kg; SAR(10 g) = 0.180 W/kg (SAR corrected for target medium)



PCTEST ENGINEERING LABORATORY, INC.

DUT: PY7PM-0430; Type: Portable Handset; Serial: 8620

Communication System: LTE Band 17; Frequency: 710 MHz; Duty Cycle: 1:1

Medium: 750 Body Medium parameters used:

$$f = 710 \text{ MHz}; \sigma = 0.928 \text{ S/m}; \epsilon_r = 55.352; \rho = 1000 \text{ kg/m}^3$$

Phantom section: Flat Section; Space: 1.5 cm

Test Date: 07-14-2013; Ambient Temp: 24.5°C; Tissue Temp: 22.8°C

Probe: ES3DV3 - SN3209; ConvF(6.38, 6.38, 6.38); Calibrated: 3/15/2013;

Sensor-Surface: 4mm (Mechanical Surface Detection)

Electronics: DAE4 Sn1334; Calibrated: 3/8/2013

Phantom: ELI v5.0; Type: QDOVA002AA; Serial: TP-1158

Measurement SW: DASY52, Version 52.8 (7); SEMCAD X Version 14.6.10 (7164)

**Mode: LTE Band 17, Body SAR, Back side, Mid.ch, 10 MHz Bandwidth,
QPSK, 1 RB, 0 RB Offset**

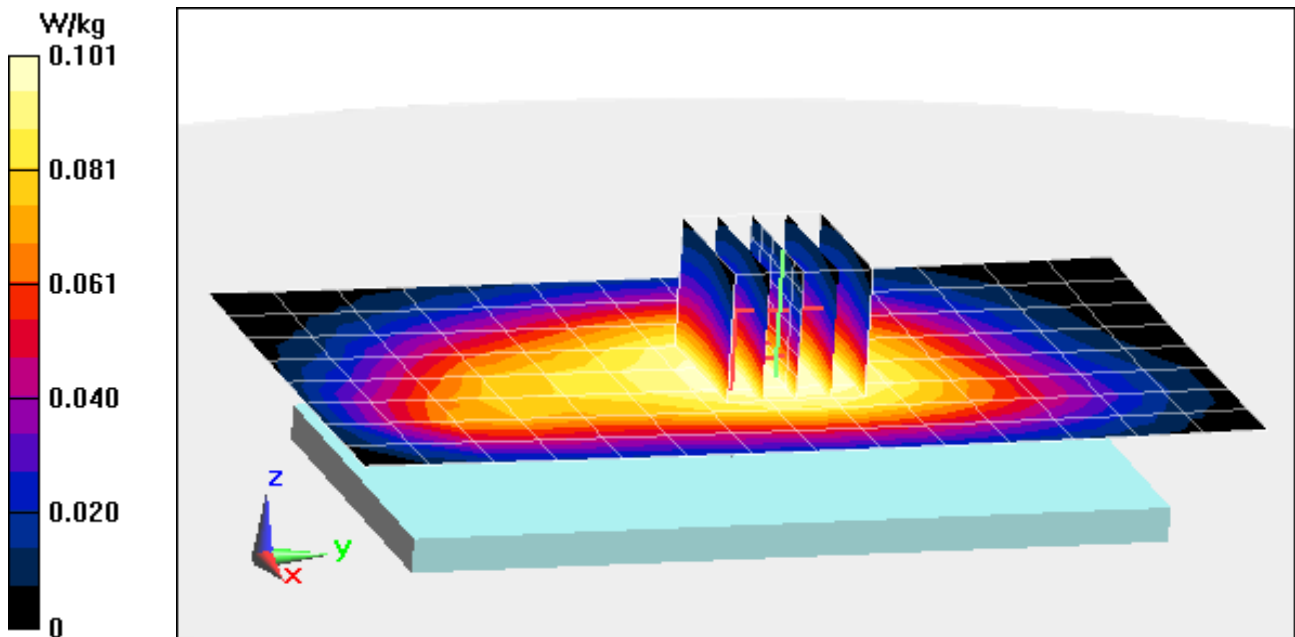
Area Scan (9x15x1): Measurement grid: dx=15mm, dy=15mm

Zoom Scan (6x5x7)/Cube 0: Measurement grid: dx=8mm, dy=8mm, dz=5mm

Reference Value = 10.567 V/m; Power Drift = -0.04 dB

Peak SAR (extrapolated) = 0.122 W/kg

SAR(1 g) = 0.100 W/kg; SAR(10 g) = 0.079 W/kg (SAR corrected for target medium)



PCTEST ENGINEERING LABORATORY, INC.

DUT: PY7PM-0430; Type: Portable Handset; Serial: 8620

Communication System: LTE Band 7; Frequency: 2535 MHz; Duty Cycle: 1:1

Medium: 2600 Body Medium parameters used (interpolated):

$$f = 2535 \text{ MHz}; \sigma = 2.15 \text{ S/m}; \epsilon_r = 52.318; \rho = 1000 \text{ kg/m}^3$$

Phantom section: Flat Section; Space: 1.5 cm

Test Date: 07-22-2013; Ambient Temp: 23.0°C; Tissue Temp: 22.6°C

Probe: ES3DV2 - SN3022; ConvF(3.8, 3.8, 3.8); Calibrated: 8/28/2012;

Sensor-Surface: 3mm (Mechanical Surface Detection)

Electronics: DAE4 Sn1322; Calibrated: 8/24/2012

Phantom: SAM Sub; Type: SAM 4.0; Serial: TP-1357

Measurement SW: DASY4, Version 4.7 (80); SEMCAD X Version 14.6.10 (7164)

**Mode: LTE Band 7, Body SAR, Back side, Mid.ch, 20 MHz Bandwidth,
QPSK, 1 RB, 99 RB Offset**

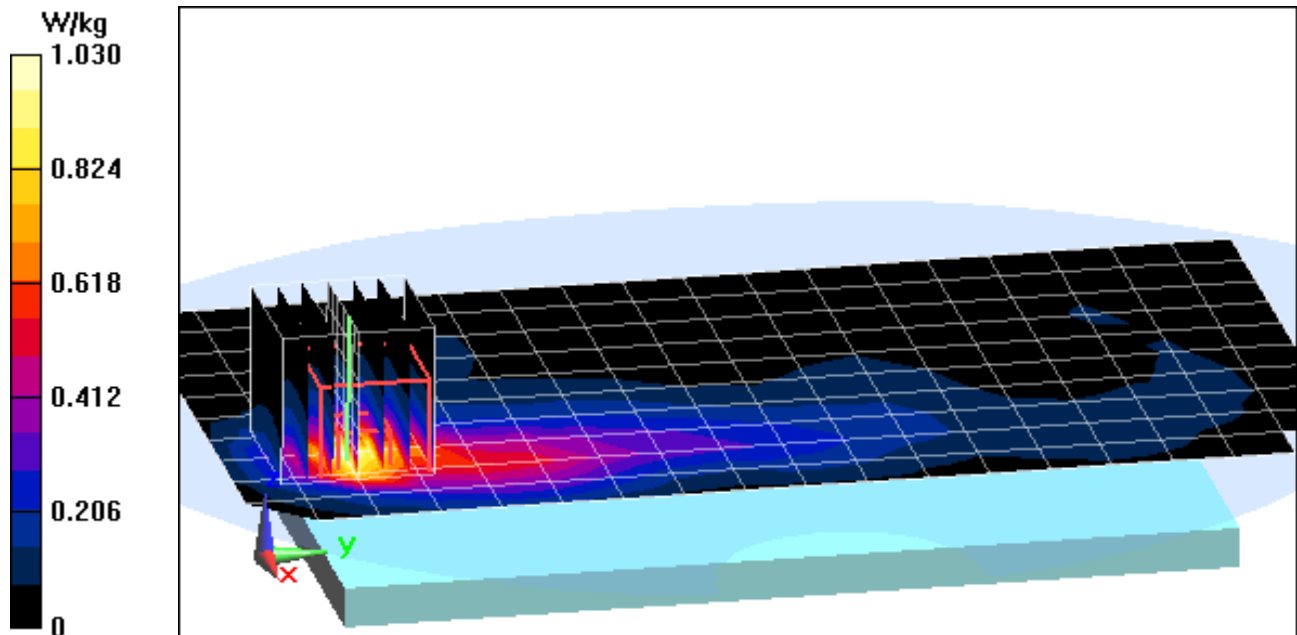
Area Scan (11x19x1): Measurement grid: dx=12mm, dy=12mm

Zoom Scan (7x7x7)/Cube 0: Measurement grid: dx=5mm, dy=5mm, dz=5mm

Reference Value = 18.351 V/m; Power Drift = 0.00 dB

Peak SAR (extrapolated) = 1.61 W/kg

SAR(1 g) = 0.684 W/kg; SAR(10 g) = 0.319 W/kg (SAR corrected for target medium)



PCTEST ENGINEERING LABORATORY, INC.

DUT: PY7PM-0410; Type: Portable Handset; Serial: 6717

Communication System: IEEE 802.11b; Frequency: 2437 MHz; Duty Cycle: 1:1

Medium: 2450 Body Medium parameters used (interpolated):

$f = 2437 \text{ MHz}$; $\sigma = 2.027 \text{ S/m}$; $\epsilon_r = 50.263$; $\rho = 1000 \text{ kg/m}^3$

Phantom section: Flat Section; Space: 1.5 cm

Test Date: 06-18-2013; Ambient Temp: 22.9°C; Tissue Temp: 22.7°C

Probe: ES3DV2 - SN3022; ConvF(3.97, 3.97, 3.97); Calibrated: 8/28/2012;

Sensor-Surface: 3mm (Mechanical Surface Detection)

Electronics: DAE4 Sn1322; Calibrated: 8/24/2012

Phantom: SAM Sub; Type: SAM 4.0; Serial: TP-1357

Measurement SW: DASY4, Version 4.7 (80); SEMCAD X Version 14.6.10 (7164)

Mode: IEEE 802.11b, Body SAR, Ch 06, 1 Mbps, Front Side

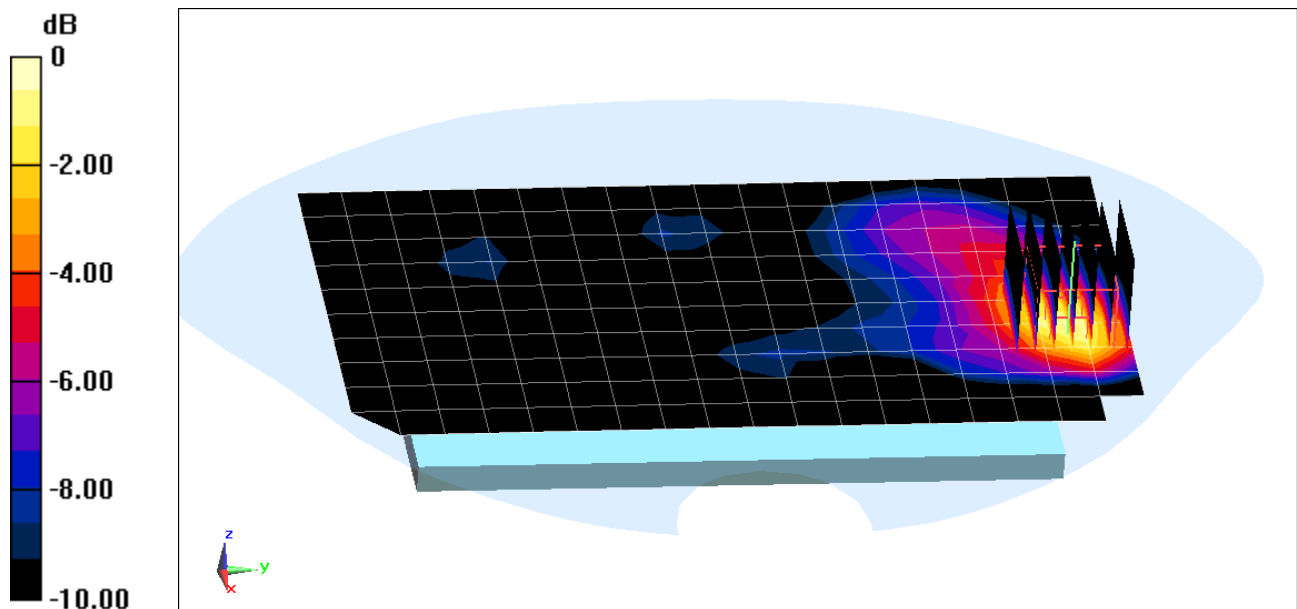
Area Scan (11x19x1): Measurement grid: dx=12mm, dy=12mm

Zoom Scan (7x7x7)/Cube 0: Measurement grid: dx=5mm, dy=5mm, dz=5mm

Reference Value = 7.724 V/m; Power Drift = 0.03 dB

Peak SAR (extrapolated) = 0.254 W/kg

SAR(1 g) = 0.125 W/kg; SAR(10 g) = 0.062 W/kg (SAR corrected for target medium)



PCTEST ENGINEERING LABORATORY, INC.

DUT: PY7PM-0430; Type: Portable Handset; Serial: 3039

Communication System: IEEE 802.11a 5.2-5.8 GHz Band; Frequency: 5765 MHz; Duty Cycle: 1:1
Medium: 5 GHz Body; Medium parameters used:

$$f = 5765 \text{ MHz}; \sigma = 6.177 \text{ S/m}; \epsilon_r = 46.255; \rho = 1000 \text{ kg/m}^3$$

Phantom section: Flat Section; Space: 1.5 cm

Test Date: 05-06-2013; Ambient Temp: 23.7°C; Tissue Temp: 21.8°C

Probe: EX3DV4 - SN3589; ConvF(3.66, 3.66, 3.66); Calibrated: 1/17/2013;

Sensor-Surface: 1.4mm (Mechanical Surface Detection)

Electronics: DAE4 Sn1272; Calibrated: 1/17/2013

Phantom: SAM Sub; Type: SAM 4.0; Serial: TP-1357

Measurement SW: DASY4, Version 4.7 (80);SEMCAD X Version 14.6.10 (7164)

Mode: IEEE 802.11a, 5.8 GHz, Body SAR, Ch 153, 6 Mbps, Back Side

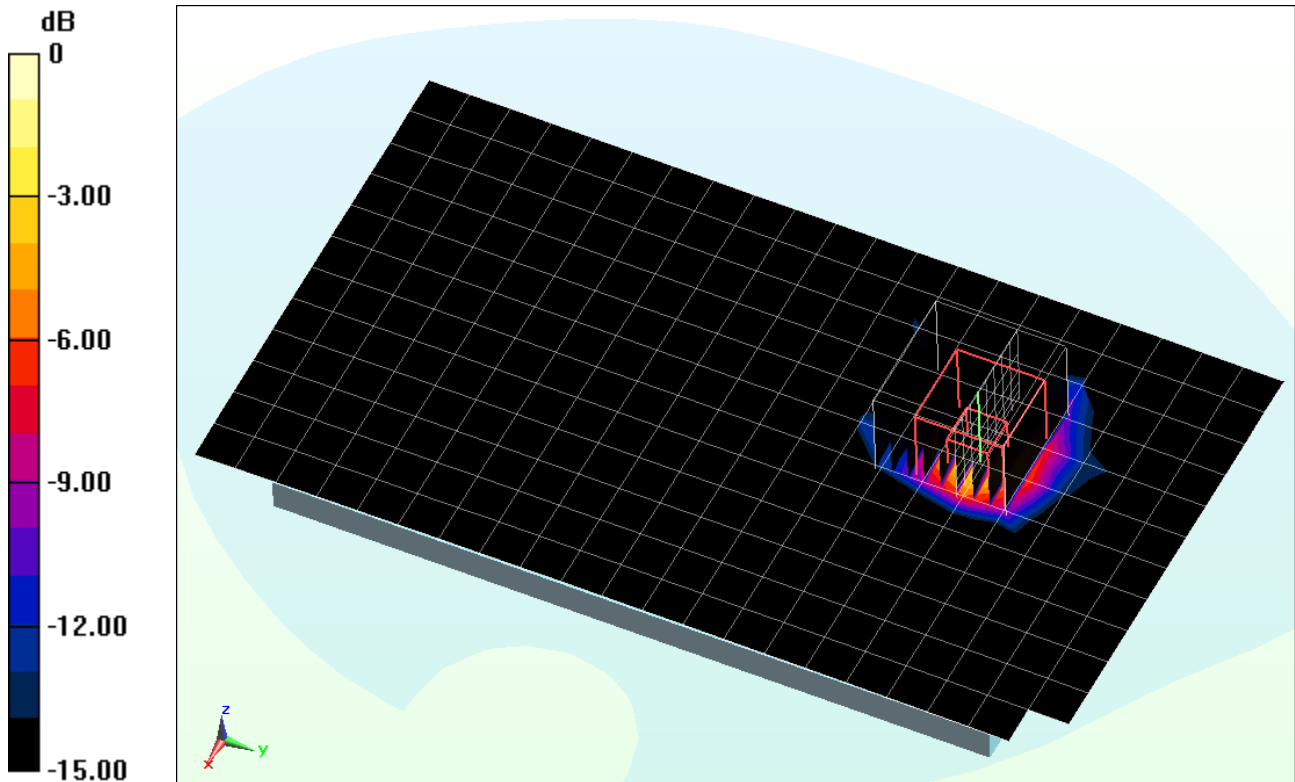
Area Scan (13x22x1): Measurement grid: dx=10mm, dy=10mm

Zoom Scan (9x9x7)/Cube 0: Measurement grid: dx=4mm, dy=4mm, dz=1.4mm; Graded Ratio: 1.4

Reference Value = 4.627 V/m; Power Drift = 0.06 dB

Peak SAR (extrapolated) = 0.583 W/kg

SAR(1 g) = 0.125 W/kg; SAR(10 g) = 0.039 W/kg (SAR corrected for target medium)



0 dB = 0.351 W/kg = -4.55 dBW/kg

PCTEST ENGINEERING LABORATORY, INC.

DUT: PY7PM-0430; Type: Portable Handset; Serial: 3039

Communication System: IEEE 802.11a 5.2-5.8 GHz Band; Frequency: 5660 MHz; Duty Cycle: 1:1
Medium: 5 GHz Body; Medium parameters used:

$$f = 5660 \text{ MHz}; \sigma = 6.007 \text{ S/m}; \epsilon_r = 46.397; \rho = 1000 \text{ kg/m}^3$$

Phantom section: Flat Section; Space: 1.5 cm

Test Date: 05-06-2013; Ambient Temp: 23.7°C; Tissue Temp: 21.9°C

Probe: EX3DV4 - SN3589; ConvF(3.32, 3.32, 3.32); Calibrated: 1/17/2013;

Sensor-Surface: 1.4mm (Mechanical Surface Detection)

Electronics: DAE4 Sn1272; Calibrated: 1/17/2013

Phantom: SAM Sub; Type: SAM 4.0; Serial: TP-1357

Measurement SW: DASY4, Version 4.7 (80);SEMCAD X Version 14.6.10 (7164)

Mode: IEEE 802.11a, 5.5 - 5.7 GHz, Body SAR, Ch 132, 6 Mbps, Back Side

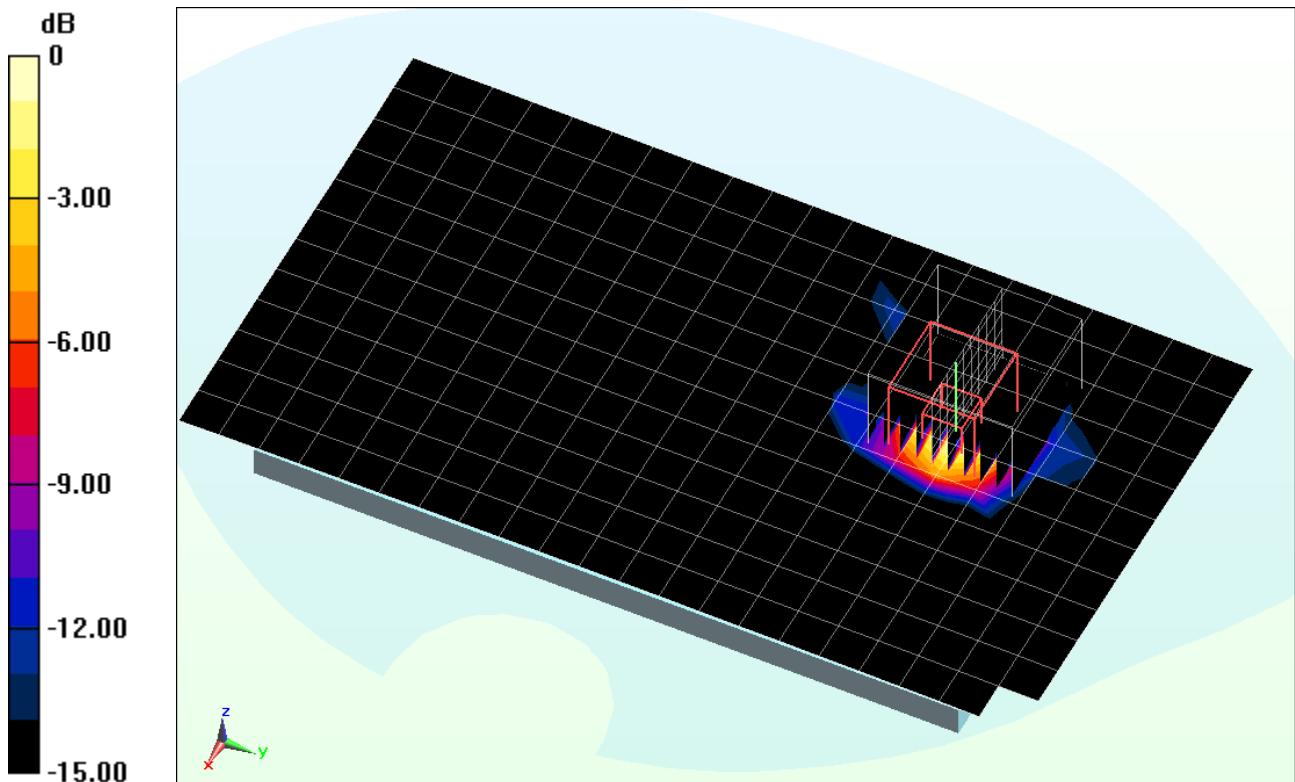
Area Scan (13x22x1): Measurement grid: dx=10mm, dy=10mm

Zoom Scan (10x10x7)/Cube 0: Measurement grid: dx=4mm, dy=4mm, dz=1.4mm; Graded Ratio: 1.4

Reference Value = 4.056 V/m; Power Drift = -0.14 dB

Peak SAR (extrapolated) = 0.458 W/kg

SAR(1 g) = 0.094 W/kg; SAR(10 g) = 0.028 W/kg (SAR corrected for target medium)



0 dB = 0.262 W/kg = -5.82 dBW/kg

PCTEST ENGINEERING LABORATORY, INC.

DUT: PY7PM-0430; Type: Portable Handset; Serial: 8620

Communication System: LTE Band 2; Frequency: 1900 MHz; Duty Cycle: 1:1

Medium: 1900 Body Medium parameters used (interpolated):

$f = 1900 \text{ MHz}$; $\sigma = 1.564 \text{ S/m}$; $\epsilon_r = 53.045$; $\rho = 1000 \text{ kg/m}^3$

Phantom section: Flat Section; Space: 1.0 cm

Test Date: 07-11-2013; Ambient Temp: 23.1°C; Tissue Temp: 22.9°C

Probe: ES3DV3 - SN3287; ConvF(4.69, 4.69, 4.69); Calibrated: 11/15/2012;

Sensor-Surface: 4mm (Mechanical Surface Detection)

Electronics: DAE4 Sn1333; Calibrated: 11/13/2012

Phantom: SAM Sub Dasy B; Type: SAM 5.0; Serial: TP-1626

Measurement SW: DASY4, Version 4.7 (80); SEMCAD X Version 14.6.10 (7164)

**Mode: LTE Band 2 (PCS), Body SAR, Back side, High.ch, 20 MHz Bandwidth,
QPSK, 1 RB, 50 RB Offset**

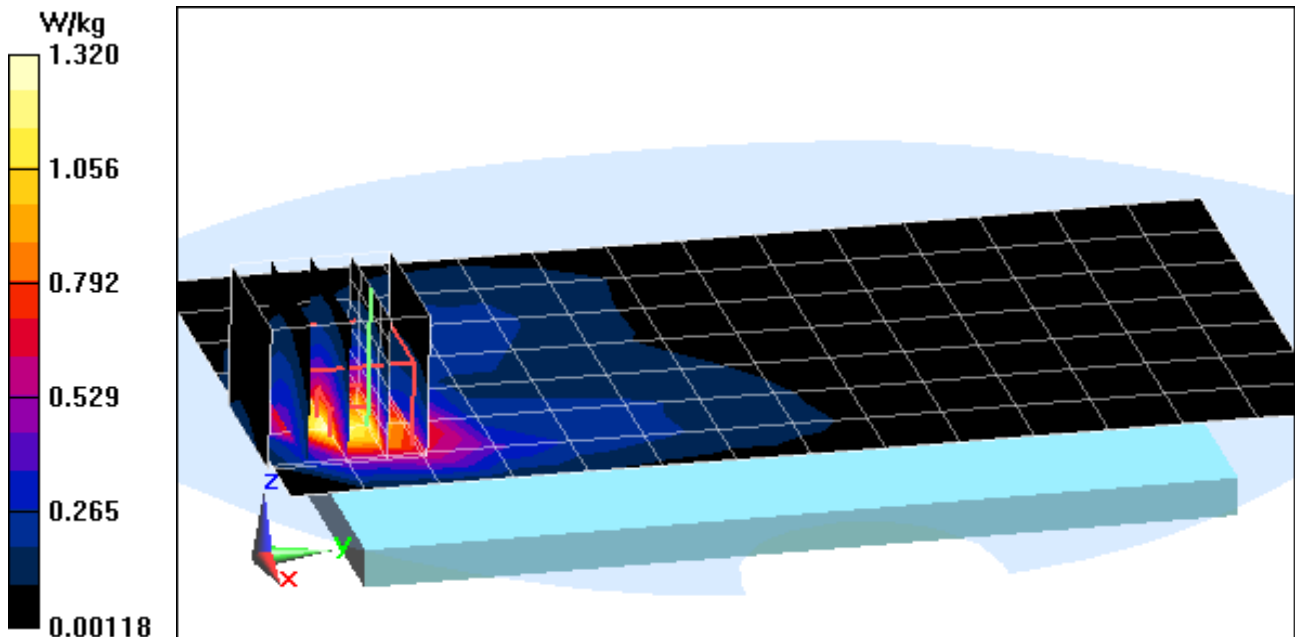
Area Scan (8x15x1): Measurement grid: dx=15mm, dy=15mm

Zoom Scan (5x5x7)/Cube 0: Measurement grid: dx=8mm, dy=8mm, dz=5mm

Reference Value = 24.166 V/m; Power Drift = -0.16 dB

Peak SAR (extrapolated) = 1.70 W/kg

SAR(1 g) = 0.956 W/kg; SAR(10 g) = 0.479 W/kg (SAR corrected for target medium)



PCTEST ENGINEERING LABORATORY, INC.

DUT: PY7PM-0430; Type: Portable Handset; Serial: 8620

Communication System: LTE Band 4 (AWS); Frequency: 1732.5 MHz; Duty Cycle: 1:1

Medium: 1750 Body Medium parameters used (interpolated):

$f = 1732.5 \text{ MHz}$; $\sigma = 1.502 \text{ S/m}$; $\epsilon_r = 52.425$; $\rho = 1000 \text{ kg/m}^3$

Phantom section: Flat Section; Space: 1.0 cm

Test Date: 07-11-2013; Ambient Temp: 23.9°C; Tissue Temp: 23.1°C

Probe: EX3DV4 - SN3920; ConvF(7.59, 7.59, 7.59); Calibrated: 2/27/2013;

Sensor-Surface: 4mm (Mechanical Surface Detection)

Electronics: DAE4 Sn649; Calibrated: 2/6/2013

Phantom: SAM 5.0 front; Type: QD000P40CD; Serial: TP:-1648

Measurement SW: DASY52, Version 52.8 (7); SEMCAD X Version 14.6.10 (7164)

**Mode: LTE Band 4 (AWS), Body SAR, Back side, Mid.ch, 20 MHz Bandwidth,
QPSK, 1 RB, 0 RB Offset**

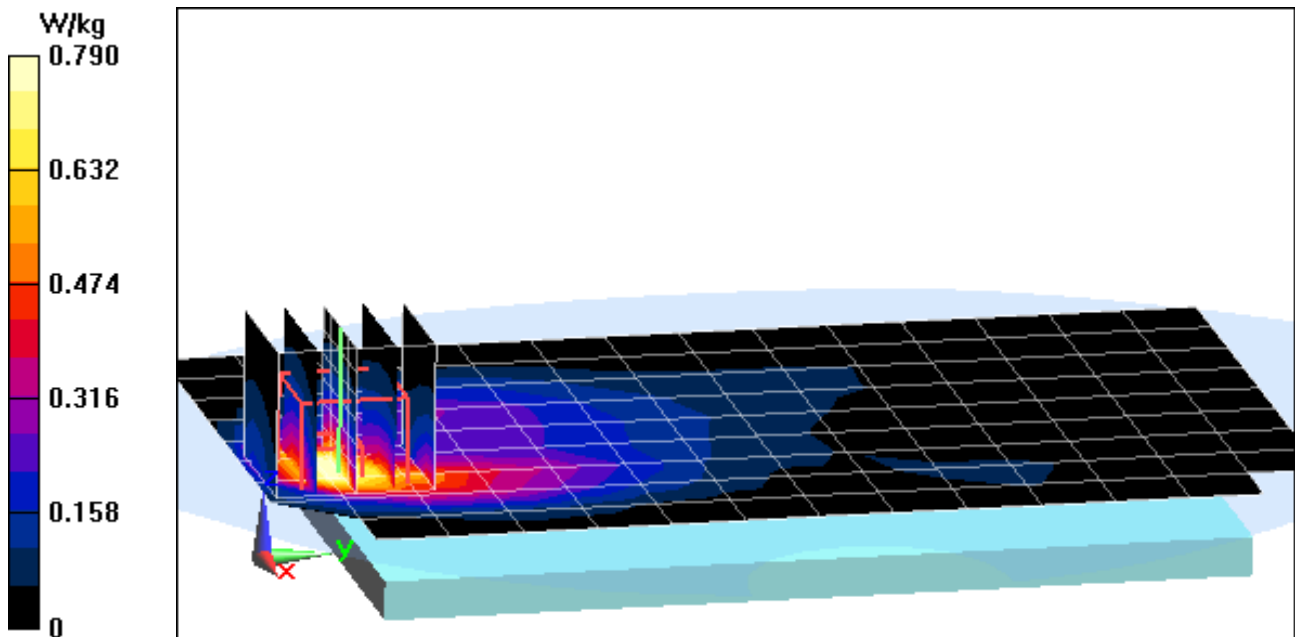
Area Scan (10x15x1): Measurement grid: dx=15mm, dy=15mm

Zoom Scan (5x5x7)/Cube 0: Measurement grid: dx=8mm, dy=8mm, dz=5mm

Reference Value = 24.745 V/m; Power Drift = 0.05 dB

Peak SAR (extrapolated) = 1.41 W/kg

SAR(1 g) = 0.814 W/kg; SAR(10 g) = 0.437 W/kg (SAR corrected for target medium)



PCTEST ENGINEERING LABORATORY, INC.

DUT: PY7PM-0430; Type: Portable Handset; Serial: 8620

Communication System: LTE Band 5 (Cell.); Frequency: 836.5 MHz; Duty Cycle: 1:1

Medium: 835 Body Medium parameters used (interpolated):

$f = 836.5 \text{ MHz}$; $\sigma = 1.016 \text{ S/m}$; $\epsilon_r = 55.676$; $\rho = 1000 \text{ kg/m}^3$

Phantom section: Flat Section; Space: 1.0 cm

Test Date: 07-08-2013; Ambient Temp: 24.9°C; Tissue Temp: 23.5°C

Probe: ES3DV3 - SN3209; ConvF(6.28, 6.28, 6.28); Calibrated: 3/15/2013;

Sensor-Surface: 4mm (Mechanical Surface Detection)

Electronics: DAE4 Sn1334; Calibrated: 3/8/2013

Phantom: ELI v5.0; Type: QDOVA002AA; Serial: TP-1158

Measurement SW: DASY52, Version 52.8 (7); SEMCAD X Version 14.6.10 (7164)

Mode: LTE Band 5 (Cell.), Body SAR, Back side, Mid.ch, 10 MHz Bandwidth, QPSK, 1 RB, 49 RB Offset

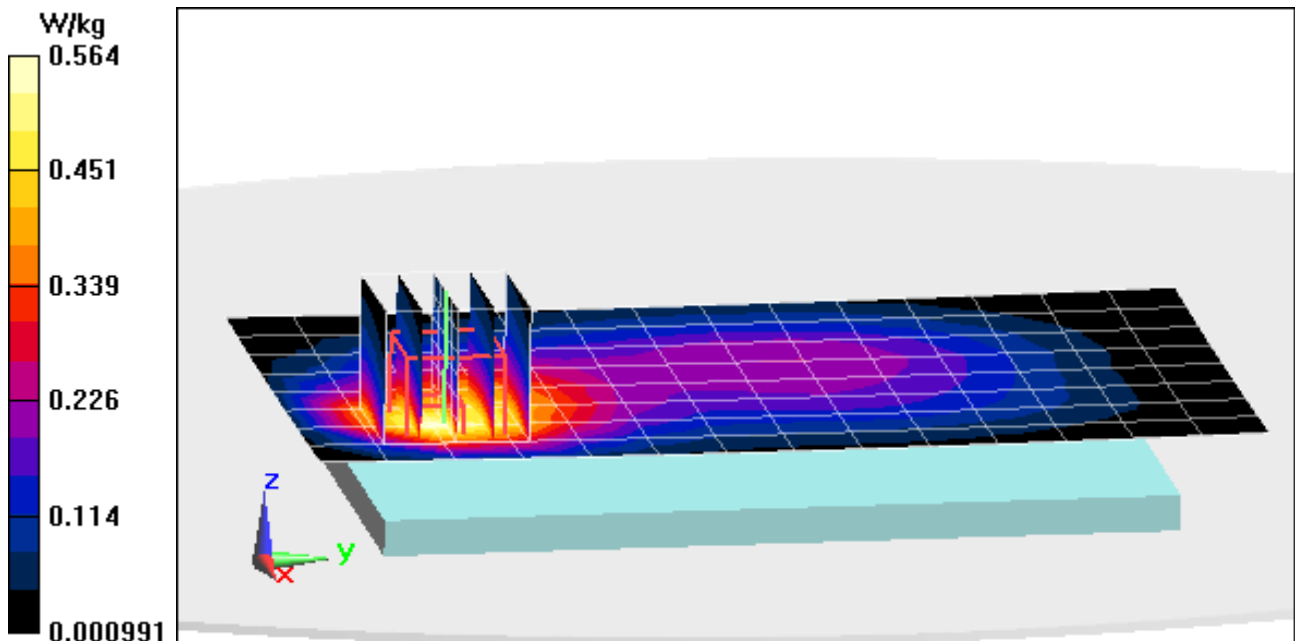
Area Scan (9x15x1): Measurement grid: dx=15mm, dy=15mm

Zoom Scan (5x5x7)/Cube 0: Measurement grid: dx=8mm, dy=8mm, dz=5mm

Reference Value = 23.871 V/m; Power Drift = 0.00 dB

Peak SAR (extrapolated) = 0.821 W/kg

SAR(1 g) = 0.527 W/kg; SAR(10 g) = 0.341 W/kg (SAR corrected for target medium)



PCTEST ENGINEERING LABORATORY, INC.

DUT: PY7PM-0430; Type: Portable Handset; Serial: 8620

Communication System: LTE Band 17; Frequency: 710 MHz; Duty Cycle: 1:1

Medium: 750 Body Medium parameters used:

$$f = 710 \text{ MHz}; \sigma = 0.928 \text{ S/m}; \epsilon_r = 55.352; \rho = 1000 \text{ kg/m}^3$$

Phantom section: Flat Section; Space: 1.0 cm

Test Date: 07-14-2013; Ambient Temp: 24.5°C; Tissue Temp: 22.8°C

Probe: ES3DV3 - SN3209; ConvF(6.38, 6.38, 6.38); Calibrated: 3/15/2013;

Sensor-Surface: 4mm (Mechanical Surface Detection)

Electronics: DAE4 Sn1334; Calibrated: 3/8/2013

Phantom: ELI v5.0; Type: QDOVA002AA; Serial: TP-1158

Measurement SW: DASY52, Version 52.8 (7); SEMCAD X Version 14.6.10 (7164)

**Mode: LTE Band 17, Body SAR, Back side, Mid.ch, 10 MHz Bandwidth,
QPSK, 1 RB, 0 RB Offset**

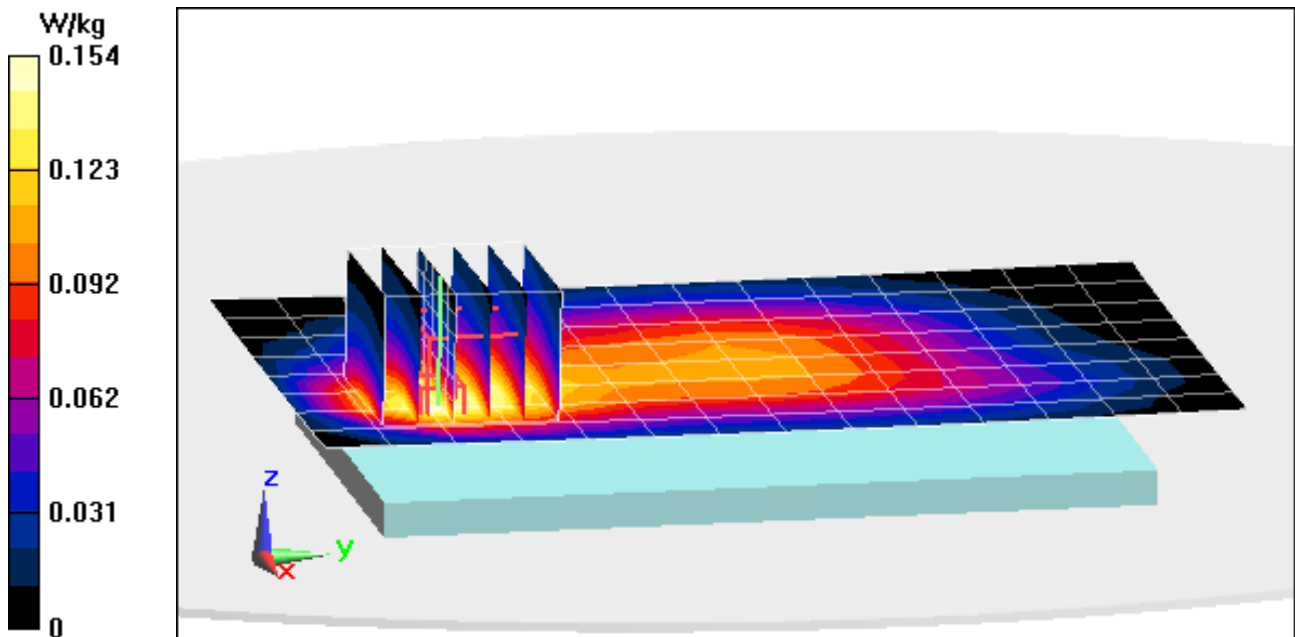
Area Scan (9x15x1): Measurement grid: dx=15mm, dy=15mm

Zoom Scan (6x6x7)/Cube 0: Measurement grid: dx=8mm, dy=8mm, dz=5mm

Reference Value = 12.986 V/m; Power Drift = 0.07 dB

Peak SAR (extrapolated) = 0.221 W/kg

SAR(1 g) = 0.148 W/kg; SAR(10 g) = 0.100 W/kg (SAR corrected for target medium)



PCTEST ENGINEERING LABORATORY, INC.

DUT: PY7PM-0430; Type: Portable Handset; Serial: 8620

Communication System: LTE Band 7; Frequency: 2535 MHz; Duty Cycle: 1:1

Medium: 2600 Body Medium parameters used (interpolated):

$f = 2535 \text{ MHz}$; $\sigma = 2.15 \text{ S/m}$; $\epsilon_r = 52.318$; $\rho = 1000 \text{ kg/m}^3$

Phantom section: Flat Section; Space: 1.0 cm

Test Date: 07-22-2013; Ambient Temp: 23.0°C; Tissue Temp: 22.6°C

Probe: ES3DV2 - SN3022; ConvF(3.8, 3.8, 3.8); Calibrated: 8/28/2012;

Sensor-Surface: 3mm (Mechanical Surface Detection)

Electronics: DAE4 Sn1322; Calibrated: 8/24/2012

Phantom: SAM Sub; Type: SAM 4.0; Serial: TP-1357

Measurement SW: DASY4, Version 4.7 (80); SEMCAD X Version 14.6.10 (7164)

**Mode: LTE Band 7, Body SAR, Back side, Mid.ch, 20 MHz Bandwidth,
QPSK, 1 RB, 99 RB Offset**

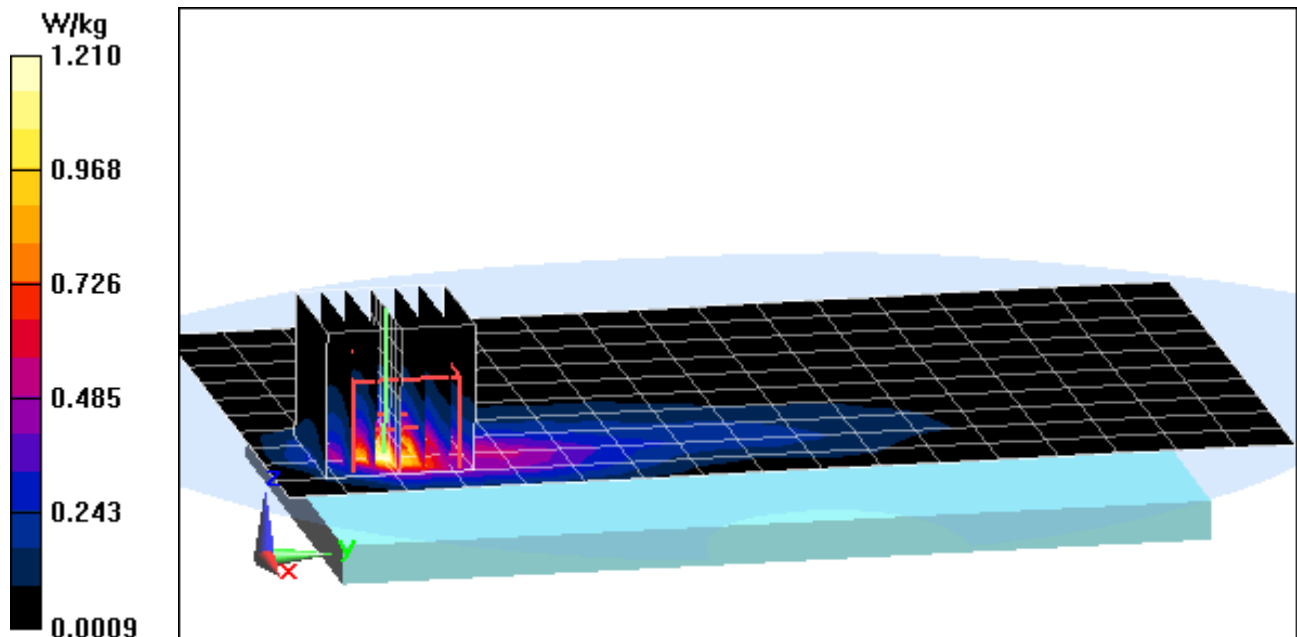
Area Scan (11x18x1): Measurement grid: dx=12mm, dy=12mm

Zoom Scan (7x7x7)/Cube 0: Measurement grid: dx=5mm, dy=5mm, dz=5mm

Reference Value = 19.271 V/m; Power Drift = -0.02 dB

Peak SAR (extrapolated) = 1.97 W/kg

SAR(1 g) = 0.758 W/kg; SAR(10 g) = 0.323 W/kg (SAR corrected for target medium)



PCTEST ENGINEERING LABORATORY, INC.

DUT: PY7PM-0430; Type: Portable Handset; Serial: 6717

Communication System: IEEE 802.11b; Frequency: 2437 MHz; Duty Cycle: 1:1

Medium: 2450 Body Medium parameters used (interpolated):

$f = 2437 \text{ MHz}$; $\sigma = 2.027 \text{ S/m}$; $\epsilon_r = 50.263$; $\rho = 1000 \text{ kg/m}^3$

Phantom section: Flat Section; Space: 1.0 cm

Test Date: 06-18-2013; Ambient Temp: 22.9°C; Tissue Temp: 22.7°C

Probe: ES3DV2 - SN3022; ConvF(3.97, 3.97, 3.97); Calibrated: 8/28/2012;

Sensor-Surface: 3mm (Mechanical Surface Detection)

Electronics: DAE4 Sn1322; Calibrated: 8/24/2012

Phantom: SAM Sub; Type: SAM 4.0; Serial: TP-1357

Measurement SW: DASY4, Version 4.7 (80); SEMCAD X Version 14.6.10 (7164)

Mode: IEEE 802.11b, Body SAR, Ch 06, 1 Mbps, Front Side

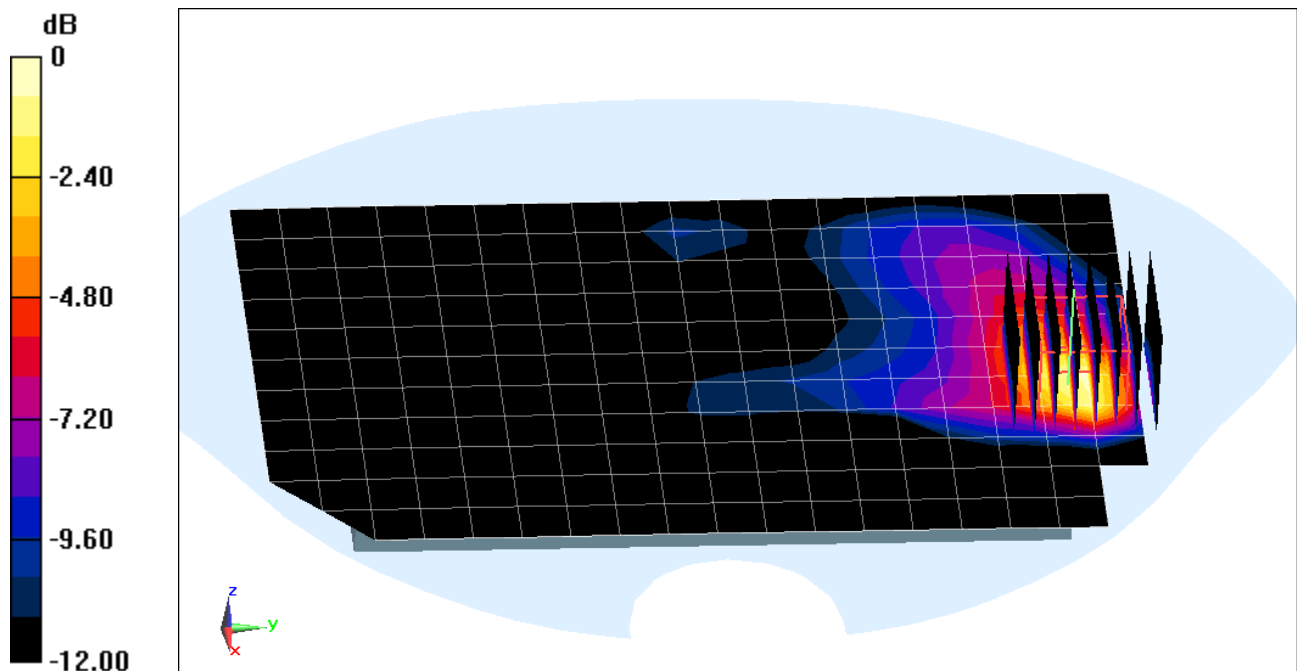
Area Scan (12x19x1): Measurement grid: dx=12mm, dy=12mm

Zoom Scan (8x8x7)/Cube 0: Measurement grid: dx=5mm, dy=5mm, dz=5mm

Reference Value = 11.218 V/m; Power Drift = -0.01 dB

Peak SAR (extrapolated) = 0.570 W/kg

SAR(1 g) = 0.260 W/kg; SAR(10 g) = 0.119 W/kg (SAR corrected for target medium)



0 dB = 0.338 W/kg = -4.71 dBW/kg

PCTEST ENGINEERING LABORATORY, INC.

DUT: PY7PM-0430; Type: Portable Handset; Serial: 8624

Communication System: GSM GPRS; 4 Tx slots; Frequency: 1909.8 MHz; Duty Cycle: 1:2.076

Medium: 1900 Body Medium parameters used:

$f = 1910 \text{ MHz}$; $\sigma = 1.539 \text{ S/m}$; $\epsilon_r = 53.147$; $\rho = 1000 \text{ kg/m}^3$

Phantom section: Flat Section; Space: 0.3 cm

Test Date: 08-01-2013; Ambient Temp: 23.6°C; Tissue Temp: 23.7°C

Probe: EX3DV4 - SN3920; ConvF(7.38, 7.38, 7.38); Calibrated: 2/27/2013;

Sensor-Surface: 4mm (Mechanical Surface Detection)

Electronics: DAE4 Sn649; Calibrated: 2/6/2013

Phantom: SAM 5.0 front; Type: QD000P40CD; Serial: TP:-1648

Measurement SW: DASY52, Version 52.8 (7);SEMCAD X Version 14.6.10 (7164)

Mode: GPRS 1900, Hand SAR, Back side, High.ch, 4 Tx Slots

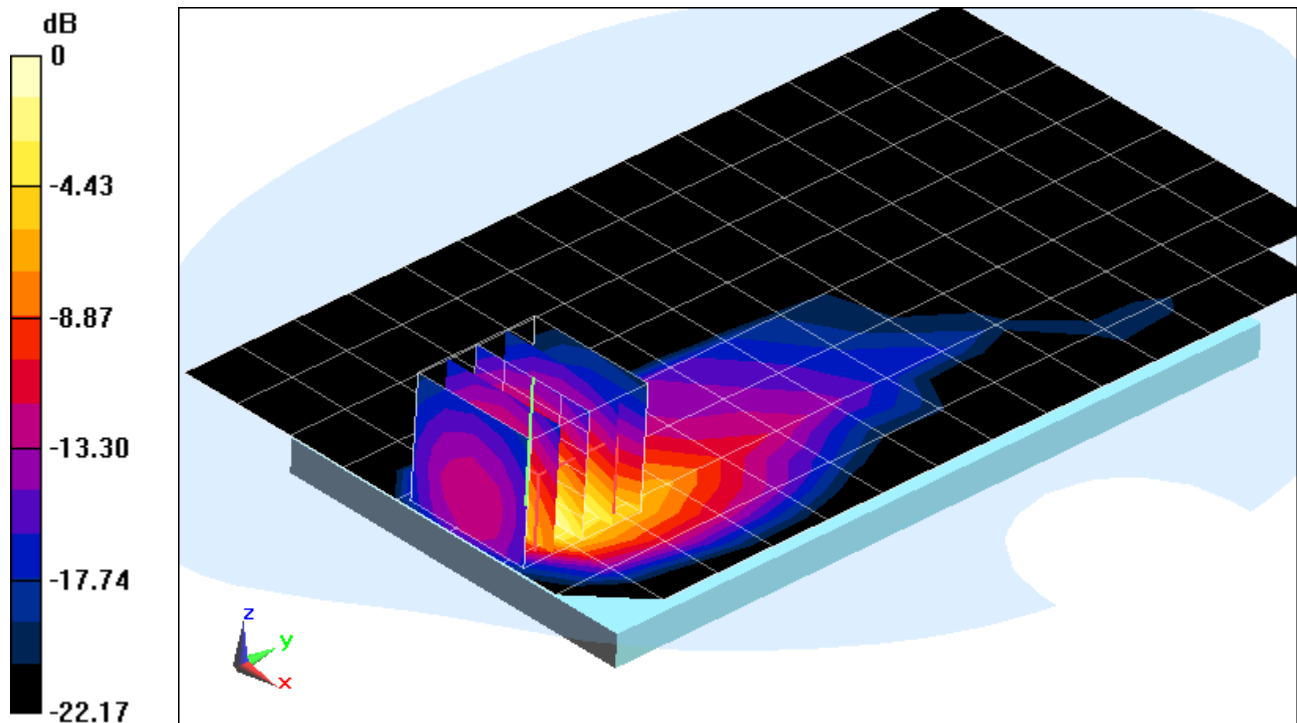
Area Scan (9x15x1): Measurement grid: dx=15mm, dy=15mm

Zoom Scan (5x5x7)/Cube 0: Measurement grid: dx=8mm, dy=8mm, dz=5mm

Reference Value = 53.998 V/m; Power Drift = -0.05 dB

Peak SAR (extrapolated) = 10.7 W/kg

SAR(1 g) = 5.11 W/kg; SAR(10 g) = 2.25 W/kg (SAR corrected for target medium)



0 dB = 6.00 W/kg = 7.78 dBW/kg

PCTEST ENGINEERING LABORATORY, INC.

DUT: PY7PM-0430; Type: Portable Handset; Serial: 8624

Communication System: WCDMA 1900; Frequency: 1907.6 MHz; Duty Cycle: 1:1

Medium: 1900 Body Medium parameters used (interpolated):

$f = 1907.6 \text{ MHz}$; $\sigma = 1.585 \text{ S/m}$; $\epsilon_r = 50.723$; $\rho = 1000 \text{ kg/m}^3$

Phantom section: Flat Section; Space: 0.3 cm

Test Date: 08-05-2013; Ambient Temp: 23.3°C; Tissue Temp: 23.1°C

Probe: ES3DV3 - SN3287; ConvF(4.69, 4.69, 4.69); Calibrated: 11/15/2012;

Sensor-Surface: 4mm (Mechanical Surface Detection)

Electronics: DAE4 Sn1333; Calibrated: 11/13/2012

Phantom: SAM with CRP; Type: SAM 5.0; Serial: TP1375

Measurement SW: DASY4, Version 4.7 (80); SEMCAD X Version 14.6.10 (7164)

Mode: UMTS 1900, Hand SAR, Back side, High.ch

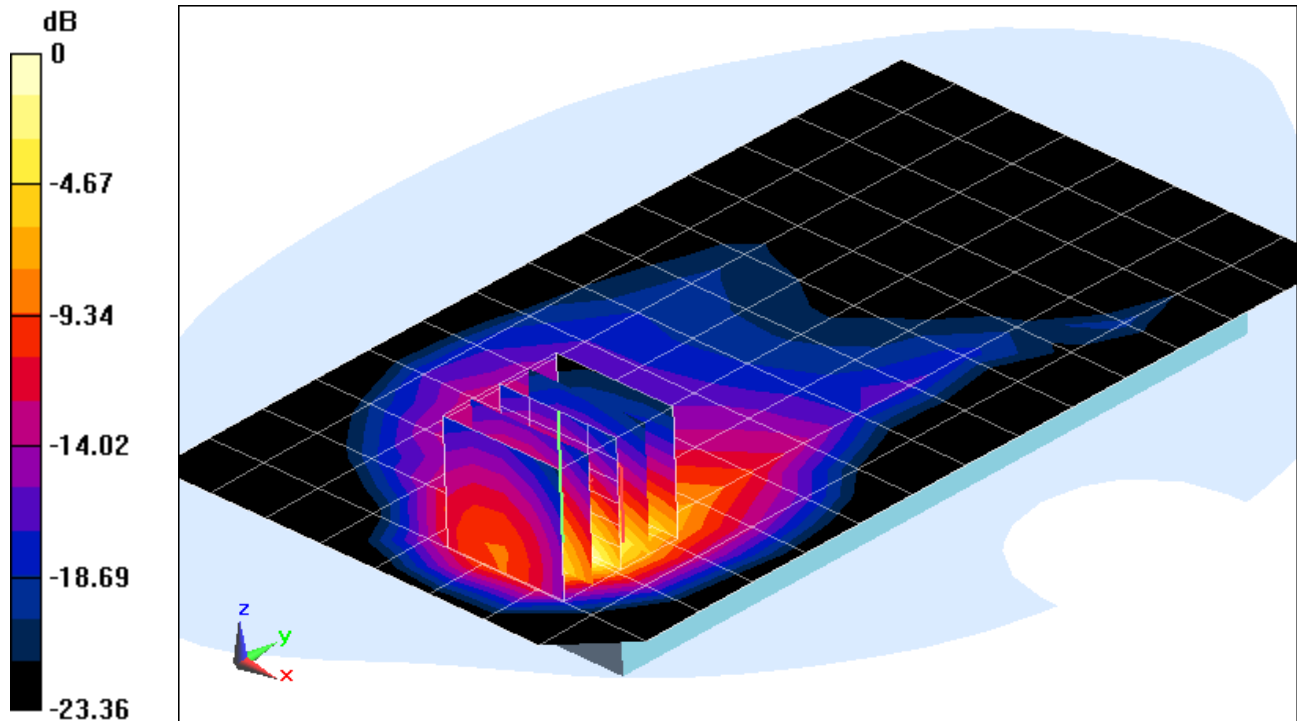
Area Scan (9x15x1): Measurement grid: $dx=15\text{mm}$, $dy=15\text{mm}$

Zoom Scan (5x5x7)/Cube 0: Measurement grid: $dx=8\text{mm}$, $dy=8\text{mm}$, $dz=5\text{mm}$

Reference Value = 78.613 V/m; Power Drift = 0.13 dB

Peak SAR (extrapolated) = 17.0 W/kg

SAR(1 g) = 7.79 W/kg; SAR(10 g) = 3.17 W/kg(SAR corrected for target medium)



0 dB = 9.19 W/kg = 9.63 dBW/kg

PCTEST ENGINEERING LABORATORY, INC.

DUT: PY7PM-0430; Type: Portable Handset; Serial: 8624

Communication System: AWS UMTS, Frequency: 1752.5 MHz; Duty Cycle: 1:1
Medium: 1750 Body Medium parameters used (interpolated):

$f = 1752.5 \text{ MHz}$; $\sigma = 1.516 \text{ S/m}$; $\epsilon_r = 51.05$; $\rho = 1000 \text{ kg/m}^3$

Phantom section: Flat Section; Space: 0.3 cm

Test Date: 08-01-2013; Ambient Temp: 23.2°C; Tissue Temp: 23.0°C

Probe: ES3DV3 - SN3287; ConvF(4.86, 4.86, 4.86); Calibrated: 11/15/2012;

Sensor-Surface: 4mm (Mechanical Surface Detection)

Electronics: DAE4 Sn1333; Calibrated: 11/13/2012

Phantom: SAM Sub Dasy B; Type: SAM 5.0; Serial: TP-1626

Measurement SW: DASY4, Version 4.7 (80); SEMCAD X Version 14.6.10 (7164)

Mode: AWS UMTS, Hand SAR, Back side, High.ch

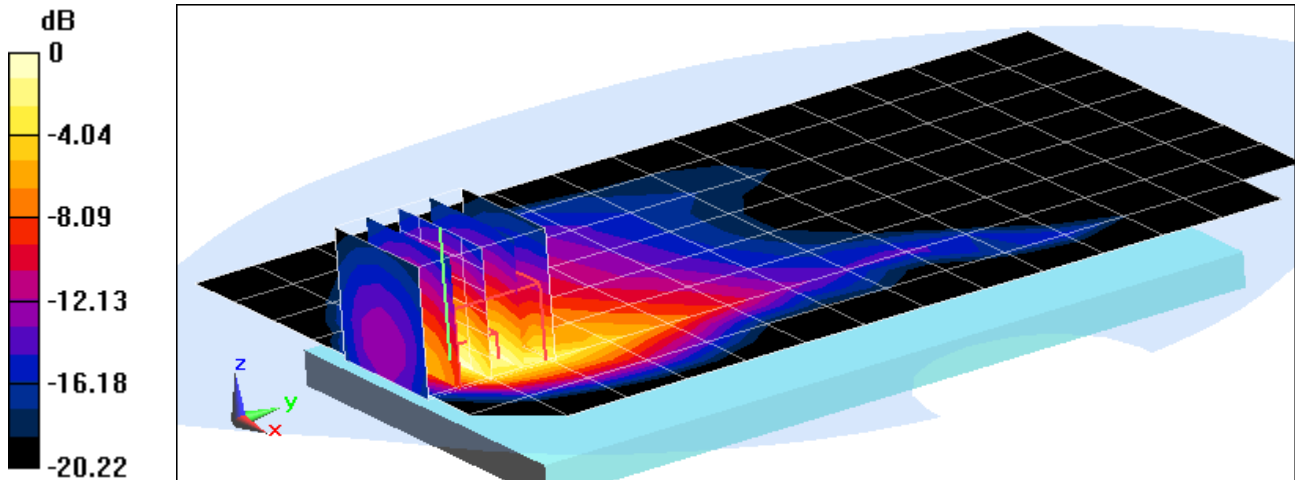
Area Scan (9x15x1): Measurement grid: dx=15mm, dy=15mm

Zoom Scan (5x5x7)/Cube 0: Measurement grid: dx=8mm, dy=8mm, dz=5mm

Reference Value = 73.137 V/m; Power Drift = -0.07 dB

Peak SAR (extrapolated) = 15.6 W/kg

SAR(1 g) = 7.26 W/kg; SAR(10 g) = 3.28 W/kg (SAR corrected for target medium)



0 dB = 7.84 W/kg = 8.94 dBW/kg

PCTEST ENGINEERING LABORATORY, INC.

DUT: PY7PM-0430; Type: Portable Handset; Serial: 8694

Communication System: LTE Band 2 (PCS); Frequency: 1900 MHz; Duty Cycle: 1:1

Medium: 1900 Body Medium parameters used (interpolated):

$f = 1900 \text{ MHz}$; $\sigma = 1.527 \text{ S/m}$; $\epsilon_r = 53.185$; $\rho = 1000 \text{ kg/m}^3$

Phantom section: Flat Section; Space: 0.3 cm

Test Date: 08-01-2013; Ambient Temp: 23.6°C; Tissue Temp: 23.7°C

Probe: EX3DV4 - SN3920; ConvF(7.38, 7.38, 7.38); Calibrated: 2/27/2013;

Sensor-Surface: 4mm (Mechanical Surface Detection)

Electronics: DAE4 Sn649; Calibrated: 2/6/2013

Phantom: SAM 5.0 front; Type: QD000P40CD; Serial: TP:-1648

Measurement SW: DASY52, Version 52.8 (7); SEMCAD X Version 14.6.10 (7164)

Mode: LTE Band 2 (PCS), Hand SAR, Back side, High.ch, 20 MHz Bandwidth, QPSK, 1 RB, 50 RB Offset

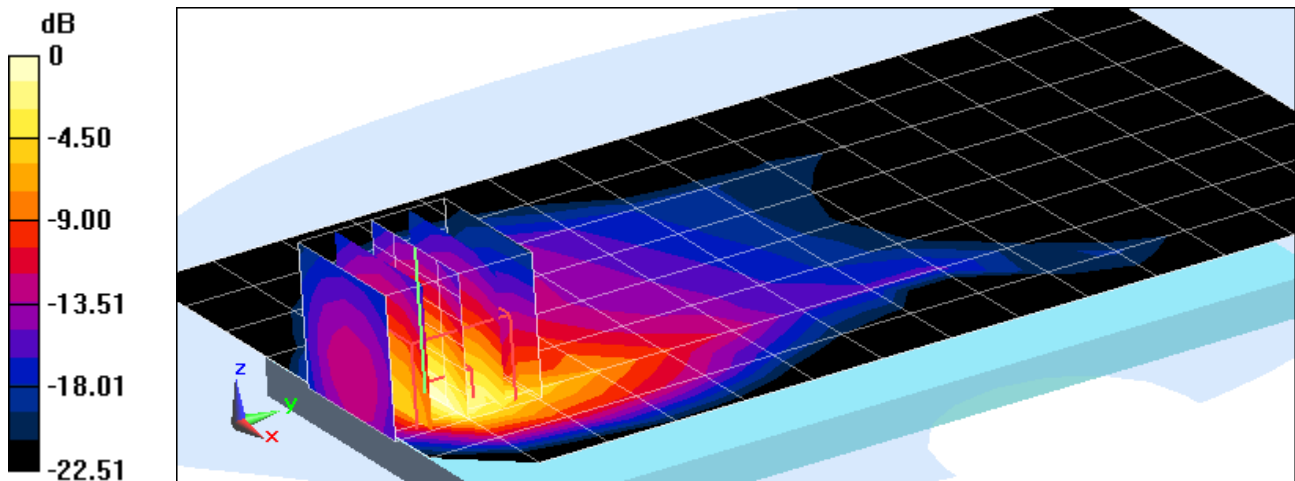
Area Scan (9x15x1): Measurement grid: dx=15mm, dy=15mm

Zoom Scan (5x5x7)/Cube 0: Measurement grid: dx=8mm, dy=8mm, dz=5mm

Reference Value = 62.348 V/m; Power Drift = -0.02 dB

Peak SAR (extrapolated) = 10.5 W/kg

SAR(1 g) = 5.05 W/kg; SAR(10 g) = 2.22 W/kg (SAR corrected for target medium)



0 dB = 5.90 W/kg = 7.71 dBW/kg

PCTEST ENGINEERING LABORATORY, INC.

DUT: PY7PM-0430; Type: Portable Handset; Serial: 8694

Communication System: LTE Band 4 (AWS); Frequency: 1732.5 MHz; Duty Cycle: 1:1

Medium: 1750 Body Medium parameters used (interpolated):

$f = 1732.5$ MHz; $\sigma = 1.429$ S/m; $\epsilon_r = 52.589$; $\rho = 1000$ kg/m³

Phantom section: Flat Section; Space: 0.3 cm

Test Date: 07-18-2013; Ambient Temp: 24.4°C; Tissue Temp: 22.5°C

Probe: ES3DV3 - SN3288; ConvF(5.18, 5.18, 5.18); Calibrated: 9/20/2012;

Sensor-Surface: 4mm (Mechanical Surface Detection)

Electronics: DAE4 Sn1323; Calibrated: 9/19/2012

Phantom: SAM v5.0 front; Type: QD000P40CD; Serial: TP-1646

Measurement SW: DASY52, Version 52.8 (7); SEMCAD X Version 14.6.10 (7164)

Mode: LTE Band 4 (AWS), Hand SAR, Back side, Mid.ch, 20 MHz Bandwidth, QPSK, 1 RB, 0 RB Offset

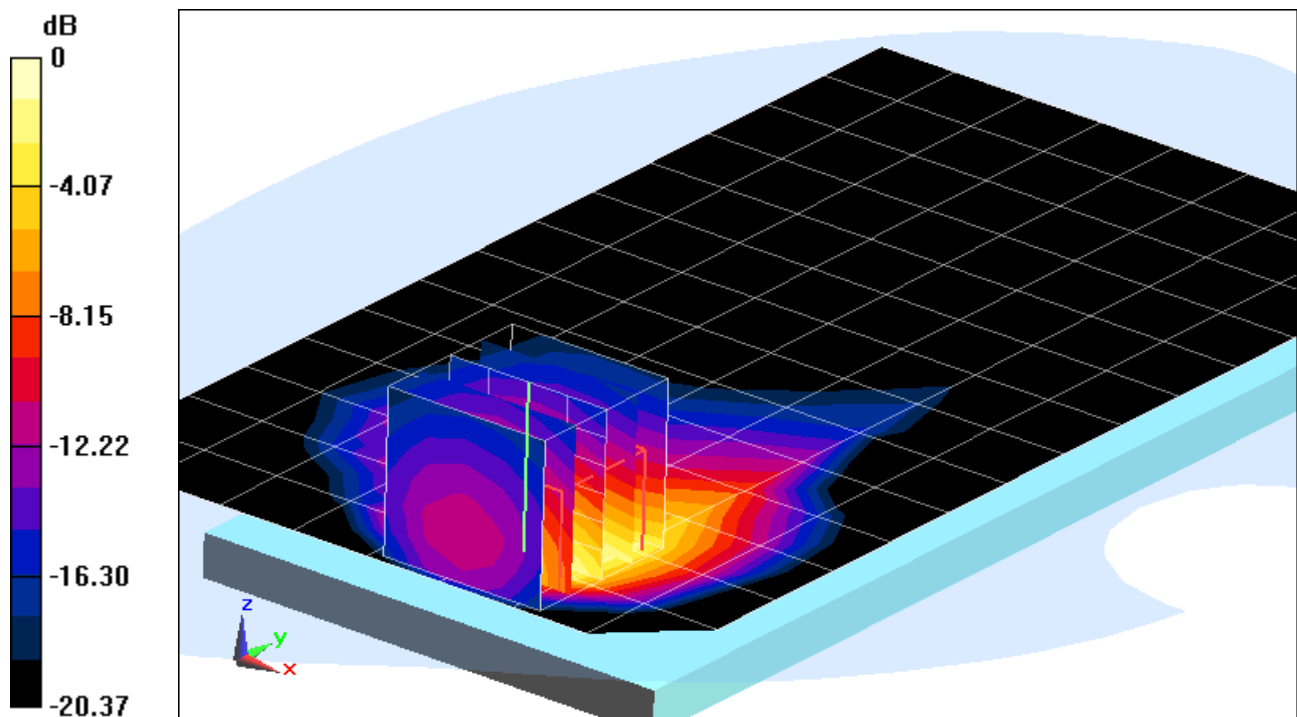
Area Scan (9x15x1): Measurement grid: dx=15mm, dy=15mm

Zoom Scan (5x5x7)/Cube 0: Measurement grid: dx=8mm, dy=8mm, dz=5mm

Reference Value = 73.483 V/m; Power Drift = -0.01 dB

Peak SAR (extrapolated) = 12.1 W/kg

SAR(1 g) = 6.1 W/kg; SAR(10 g) = 2.86 W/kg (SAR corrected for target medium)



PCTEST ENGINEERING LABORATORY, INC.

DUT: PY7PM-0430; Type: Portable Handset; Serial: 8925

Communication System: LTE BAND 7; Frequency: 2560 MHz; Duty Cycle: 1:1

Medium: 2600 Body; Medium parameters used (interpolated):

$f = 2560 \text{ MHz}$; $\sigma = 2.09 \text{ S/m}$; $\epsilon_r = 50.696$; $\rho = 1000 \text{ kg/m}^3$

Phantom section: Flat Section; Space: 0.3 cm

Test Date: 08-02-2013; Ambient Temp: 23.3°C; Tissue Temp: 23.2°C

Probe: ES3DV2 - SN3022; ConvF(3.8, 3.8, 3.8); Calibrated: 8/28/2012;

Sensor-Surface: 3mm (Mechanical Surface Detection)

Electronics: DAE4 Sn1322; Calibrated: 8/24/2012

Phantom: SAM Main; Type: SAM 4.0; Serial: TP-1406

Measurement SW: DASY4, Version 4.7 (80); SEMCAD X Version 14.6.10 (7164)

**Mode: LTE Band 7, Hand SAR, Back side, High.ch,
20 MHz Bandwidth, QPSK, 1 RB, 99 RB Offset**

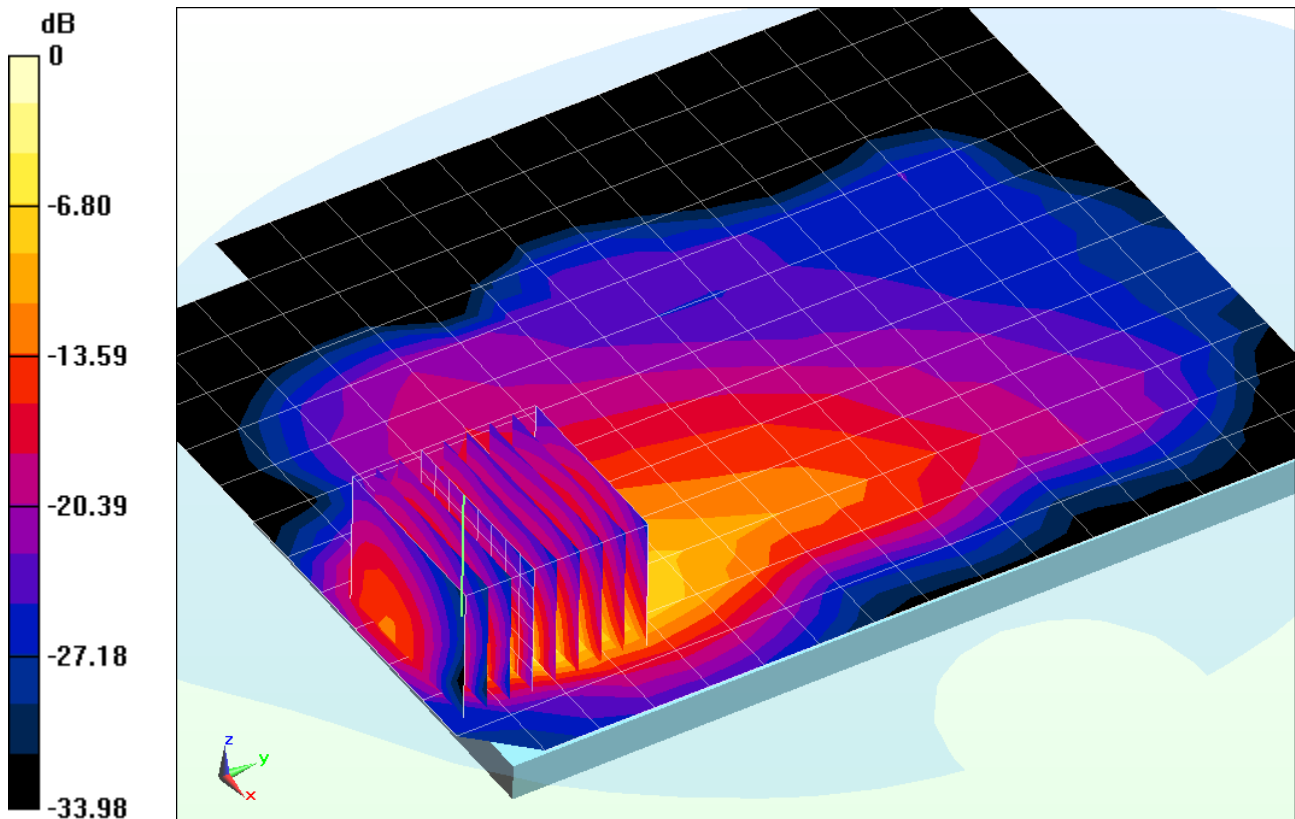
Area Scan (14x17x1): Measurement grid: dx=12mm, dy=12mm

Zoom Scan (9x9x7)/Cube 0: Measurement grid: dx=5mm, dy=5mm, dz=5mm

Reference Value = 53.696 V/m; Power Drift = -0.08 dB

Peak SAR (extrapolated) = 24.4 W/kg

SAR(1 g) = 7.48 W/kg; SAR(10 g) = 3.02 W/kg (SAR corrected for target medium)



0 dB = 11.1 W/kg = 10.45 dBW/kg

PCTEST ENGINEERING LABORATORY, INC.

DUT: PY7PM-0430; Type: Portable Handset; Serial: 3039

Communication System: IEEE 802.11a 5.2-5.8 GHz Band; Frequency: 5805 MHz; Duty Cycle: 1:1

Medium: 5 GHz Body Medium parameters used:

$$f = 5805 \text{ MHz}; \sigma = 6.202 \text{ S/m}; \epsilon_r = 46.123; \rho = 1000 \text{ kg/m}^3$$

Phantom section: Flat Section; Space: 0.3 cm

Test Date: 05-06-2013; Ambient Temp: 23.7°C; Tissue Temp: 21.8°C

Probe: EX3DV4 - SN3589; ConvF(3.66, 3.66, 3.66); Calibrated: 1/17/2013;

Sensor-Surface: 1.4mm (Mechanical Surface Detection)

Electronics: DAE4 Sn1272; Calibrated: 1/17/2013

Phantom: SAM Sub; Type: SAM 4.0; Serial: TP-1357

Measurement SW: DASY4, Version 4.7 (80); SEMCAD X Version 14.6.10 (7164)

Mode: IEEE 802.11a, 5.8 GHz, Hand SAR, Ch 161, 6 Mbps, Back Side

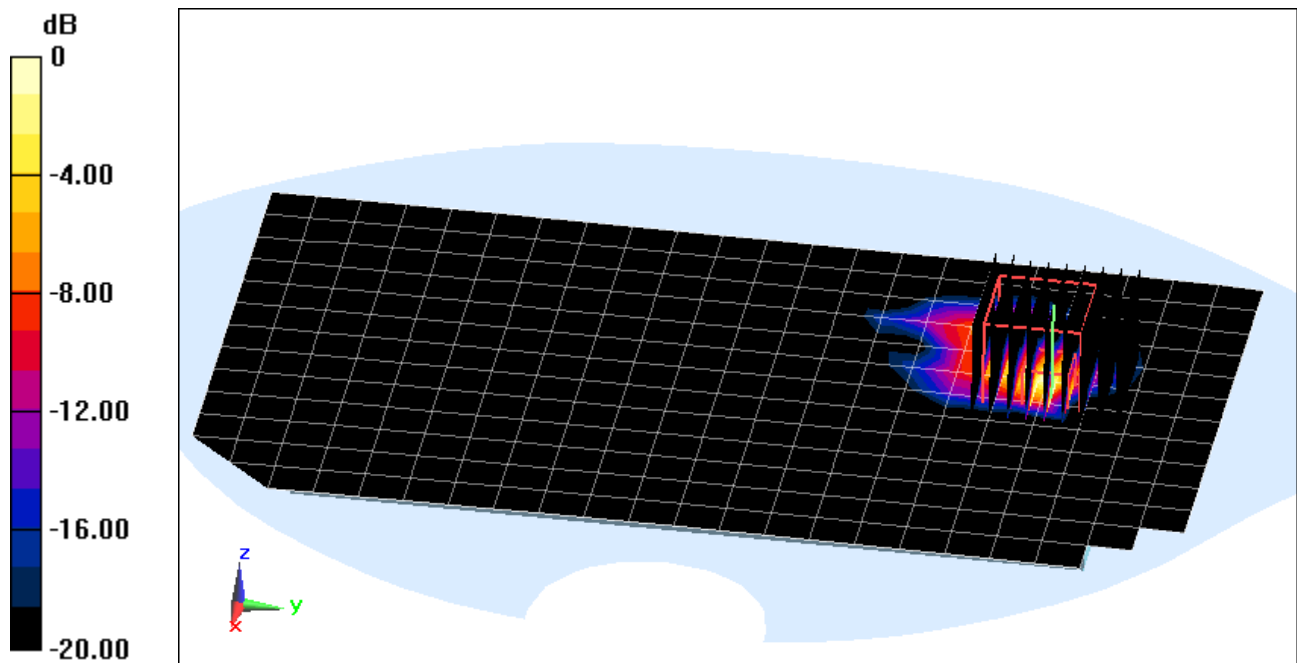
Area Scan (14x23x1): Measurement grid: dx=10mm, dy=10mm

Zoom Scan (9x9x7)/Cube 0: Measurement grid: dx=4mm, dy=4mm, dz=1.4mm; Graded Ratio=1.4

Reference Value = 21.377 V/m; Power Drift = -0.03 dB

Peak SAR (extrapolated) = 15.4 W/kg

SAR(1 g) = 1.65 W/kg; SAR(10 g) = 0.363 W/kg (SAR corrected for target medium)



0 dB = 3.84 W/kg = 5.84 dBW/kg

PCTEST ENGINEERING LABORATORY, INC.

DUT: PY7PM-0430; Type: Portable Handset; Serial: 3039

Communication System: IEEE 802.11a 5.2-5.8 GHz Band; Frequency: 5320 MHz; Duty Cycle: 1:1

Medium: 5 GHz Body Medium parameters used:

$$f = 5320 \text{ MHz}; \sigma = 5.57 \text{ S/m}; \epsilon_r = 46.975; \rho = 1000 \text{ kg/m}^3$$

Phantom section: Flat Section; Space: 0.3 cm

Test Date: 05-06-2013; Ambient Temp: 23.6°C; Tissue Temp: 21.8°C

Probe: EX3DV4 - SN3589; ConvF(3.81, 3.81, 3.81); Calibrated: 1/17/2013;

Sensor-Surface: 1.4mm (Mechanical Surface Detection)

Electronics: DAE4 Sn1272; Calibrated: 1/17/2013

Phantom: SAM Sub; Type: SAM 4.0; Serial: TP-1357

Measurement SW: DASY4, Version 4.7 (80); SEMCAD X Version 14.6.10 (7164)

Mode: IEEE 802.11a, 5.3 GHz, Hand SAR, Ch 64, 6 Mbps, Back Side

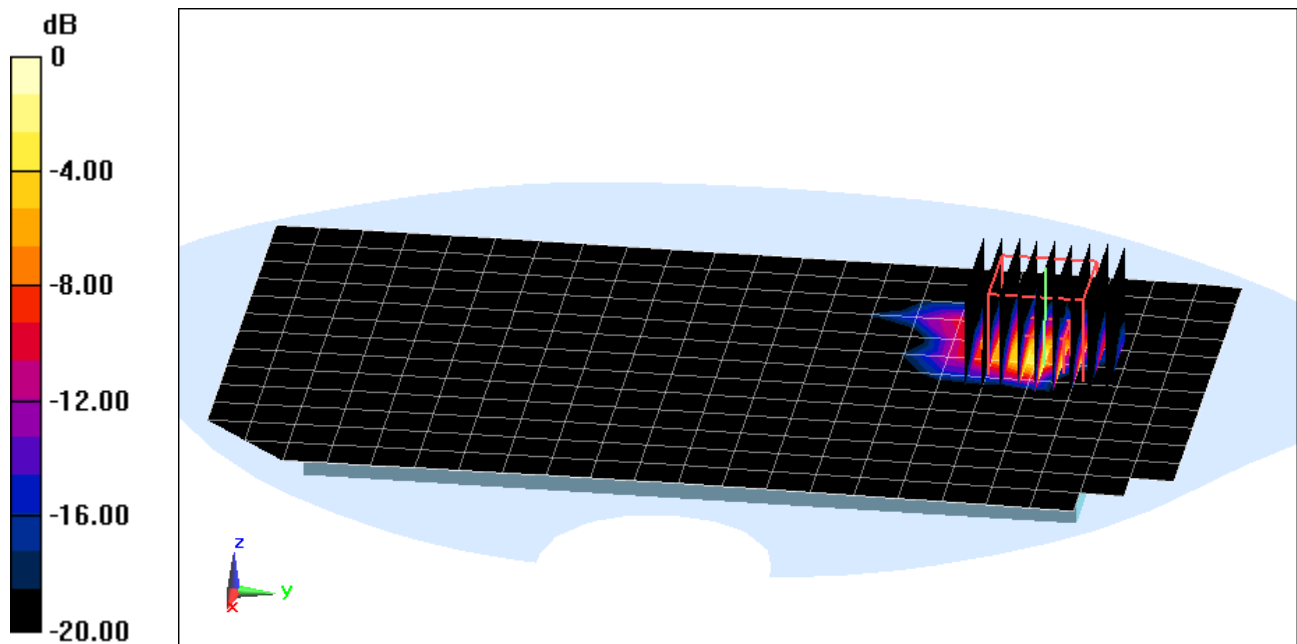
Area Scan (14x23x1): Measurement grid: dx=10mm, dy=10mm

Zoom Scan (9x9x7)/Cube 0: Measurement grid: dx=4mm, dy=4mm, dz=1.4mm; Graded Ratio=1.4

Reference Value = 21.659 V/m; Power Drift = -0.10 dB

Peak SAR (extrapolated) = 11.4 W/kg

SAR(1 g) = 2.21 W/kg; SAR(10 g) = 0.604 W/kg (SAR corrected for target medium)



0 dB = 6.13 W/kg = 7.87 dBW/kg

APPENDIX B: SYSTEM VERIFICATION

PCTEST ENGINEERING LABORATORY, INC.

DUT: Dipole 750 MHz; Type: D750V3; Serial: 1054

Communication System: CW; Frequency: 750 MHz; Duty Cycle: 1:1

Medium: 740 Head Medium parameters used (interpolated):

$f = 750 \text{ MHz}$; $\sigma = 0.923 \text{ S/m}$; $\epsilon_r = 40.744$; $\rho = 1000 \text{ kg/m}^3$

Phantom section: Flat Section ; Space: 1.5 cm

Test Date: 07-17-2013; Ambient Temp: 21.0°C; Tissue Temp: 21.6°C

Probe: ES3DV2 - SN3022; ConvF(6.3, 6.3, 6.3); Calibrated: 8/28/2012;

Sensor-Surface: 4mm (Mechanical Surface Detection)

Electronics: DAE4 Sn1322; Calibrated: 8/24/2012

Phantom: SAM Main; Type: SAM 4.0; Serial: TP-1406

Measurement SW: DASY4, Version 4.7 (80); SEMCAD X Version 14.6.10 (7164)

750MHz System Verification

Area Scan (7x13x1): Measurement grid: dx=15mm, dy=15mm

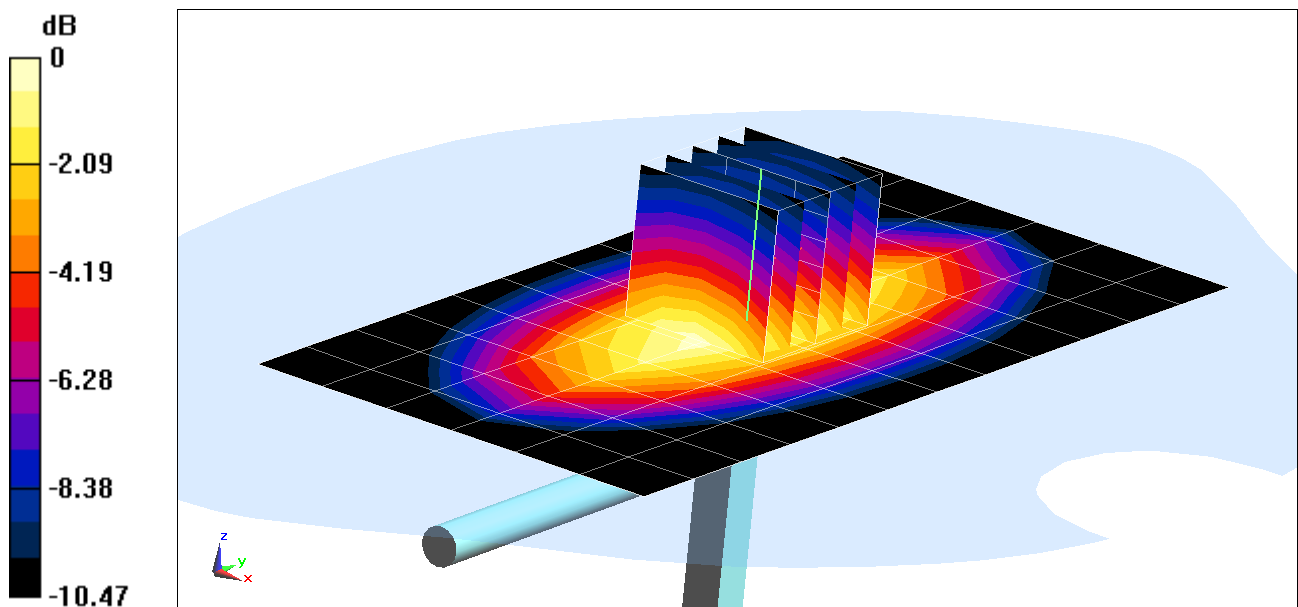
Zoom Scan (5x5x7)/Cube 0: Measurement grid: dx=8mm, dy=8mm, dz=5mm

Input Power = 20.0 dBm (100 mW)

Peak SAR (extrapolated) = 1.17 W/kg

SAR(1 g) = 0.807 W/kg; SAR(10 g) = 0.532 W/kg (SAR corrected for target medium)

Deviation (1 g) = -5.06%



0 dB = 0.874 W/kg = -0.58 dBW/kg

PCTEST ENGINEERING LABORATORY, INC.

DUT: SAR Dipole 835 MHz; Type: D835V2; Serial: 4d132

Communication System: CW; Frequency: 835 MHz; Duty Cycle: 1:1

Medium: 835 Head Medium parameters used:

$f = 835 \text{ MHz}$; $\sigma = 0.907 \text{ S/m}$; $\epsilon_r = 40.598$; $\rho = 1000 \text{ kg/m}^3$

Phantom section: Flat Section; Space: 1.5 cm

Test Date: 07-10-2013; Ambient Temp: 24.2°C; Tissue Temp: 22.9°C

Probe: ES3DV3 - SN3288; ConvF(6.41, 6.41, 6.41); Calibrated: 9/20/2012;

Sensor-Surface: 4mm (Mechanical Surface Detection)

Electronics: DAE4 Sn1323; Calibrated: 9/19/2012

Phantom: SAM v5.0 front; Type: QD000P40CD; Serial: TP-1646

Measurement SW: DASY52, Version 52.8 (7); SEMCAD X Version 14.6.10 (7164)

835 MHz System Verification

Area Scan (7x14x1): Measurement grid: dx=15mm, dy=15mm

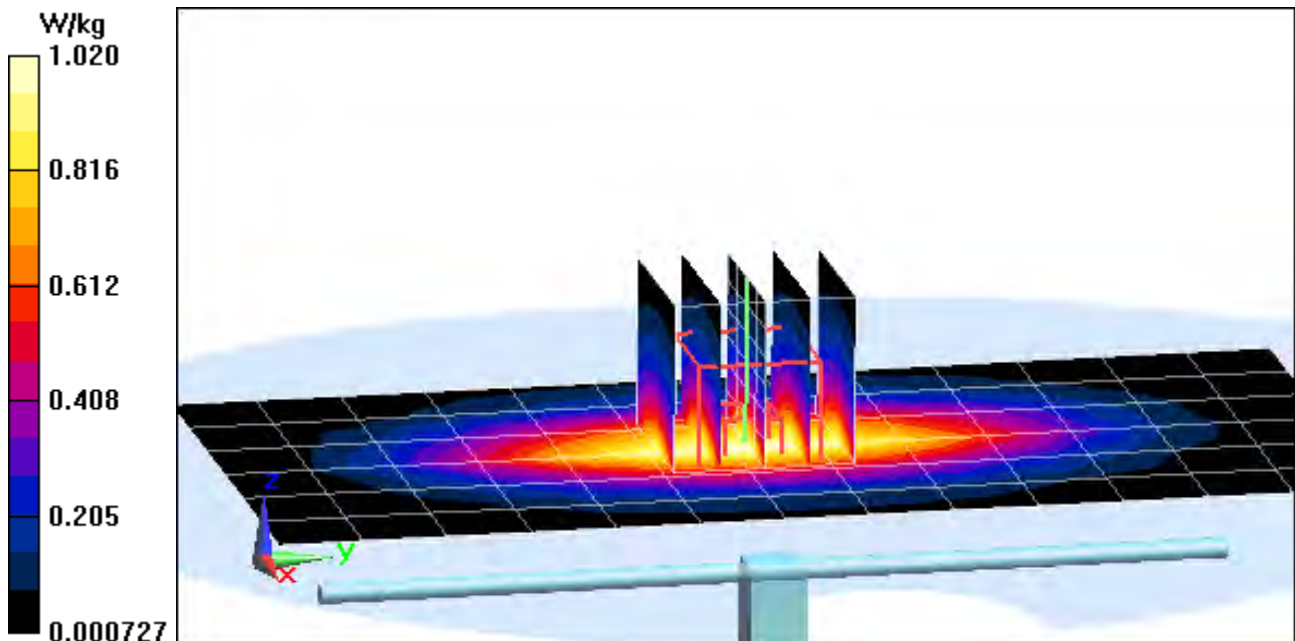
Zoom Scan (5x5x7)/Cube 0: Measurement grid: dx=8mm, dy=8mm, dz=5mm

Input Power = 20.0 dBm (100 mW)

Peak SAR (extrapolated) = 1.43 W/kg

SAR(1 g) = 0.960 W/kg; SAR(10 g) = 0.626 W/kg (SAR corrected for target medium)

Deviation (1 g) = -0.62 %



PCTEST ENGINEERING LABORATORY, INC.

DUT: SAR Dipole 835 MHz; Type: D835V2; Serial: 4d026

Communication System: CW; Frequency: 835 MHz; Duty Cycle: 1:1

Medium: 835 Head Medium parameters used:

$f = 835 \text{ MHz}$; $\sigma = 0.936 \text{ S/m}$; $\epsilon_r = 41.226$; $\rho = 1000 \text{ kg/m}^3$

Phantom section: Flat Section; Space: 1.5 cm

Test Date: 07-25-2013; Ambient Temp: 23.4°C; Tissue Temp: 23.4°C

Probe: ES3DV3 - SN3288; ConvF(6.41, 6.41, 6.41); Calibrated: 9/20/2012;

Sensor-Surface: 4mm (Mechanical Surface Detection)

Electronics: DAE4 Sn1323; Calibrated: 9/19/2012

Phantom: SAM v5.0 front; Type: QD000P40CD; Serial: TP-1646

Measurement SW: DASY52, Version 52.8 (7); SEMCAD X Version 14.6.10 (7164)

835 MHz System Verification

Area Scan (7x14x1): Measurement grid: dx=15mm, dy=15mm

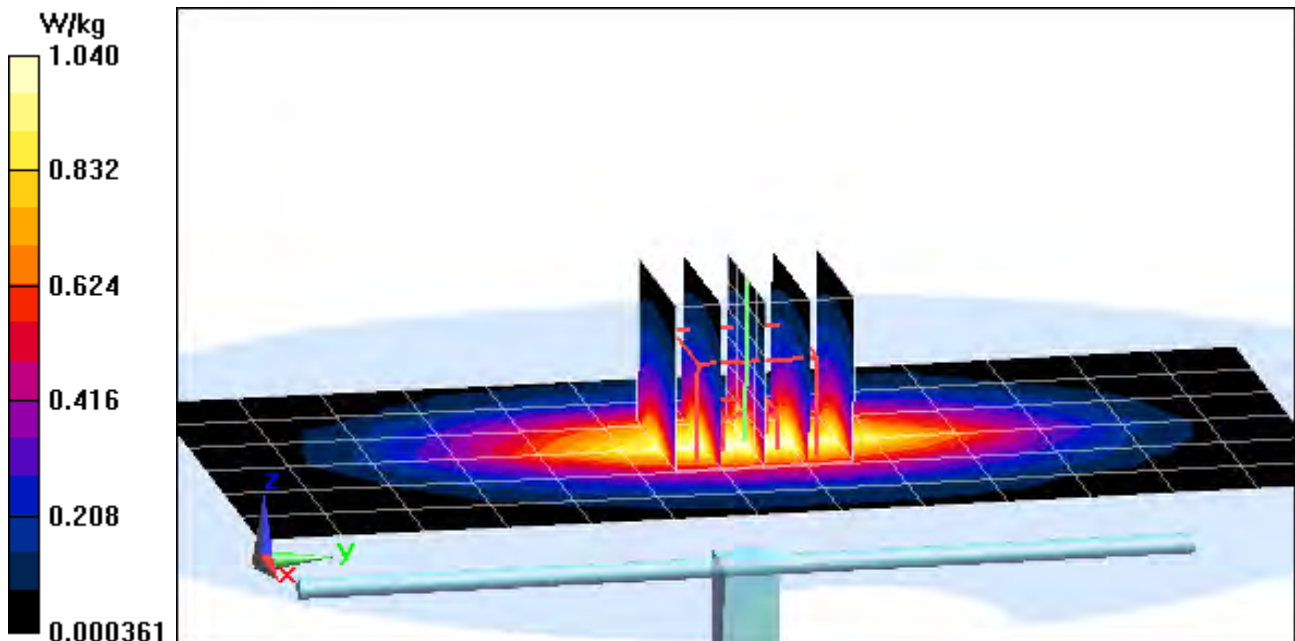
Zoom Scan (5x5x7)/Cube 0: Measurement grid: dx=8mm, dy=8mm, dz=5mm

Input Power = 20.0 dBm (100 mW)

Peak SAR (extrapolated) = 1.47 W/kg

SAR(1 g) = 0.996 W/kg; SAR(10 g) = 0.650 W/kg (SAR corrected for target medium)

Deviation (1 g) = 6.07 %



PCTEST ENGINEERING LABORATORY, INC.

DUT: Dipole 1750 MHz; Type: D1765V2; Serial: 1008

Communication System: CW; Frequency: 1750 MHz; Duty Cycle: 1:1

Medium: 1750 Head Medium parameters used:

$f = 1750 \text{ MHz}$; $\sigma = 1.408 \text{ S/m}$; $\epsilon_r = 39.38$; $\rho = 1000 \text{ kg/m}^3$

Phantom section: Flat Section; Space: 1.0 cm

Test Date: 07-25-2013; Ambient Temp: 23.3°C; Tissue Temp: 22.4°C

Probe: ES3DV3 - SN3287; ConvF(5.16, 5.16, 5.16); Calibrated: 11/15/2012;

Sensor-Surface: 4mm (Mechanical Surface Detection)

Electronics: DAE4 Sn1333; Calibrated: 11/13/2012

Phantom: SAM with CRP; Type: SAM 4.0; Serial: TP1375

Measurement SW: DASY4, Version 4.7 (80); SEMCAD X Version 14.6.10 (7164)

1750 MHz System Verification

Area Scan (6x8x1): Measurement grid: dx=15mm, dy=15mm

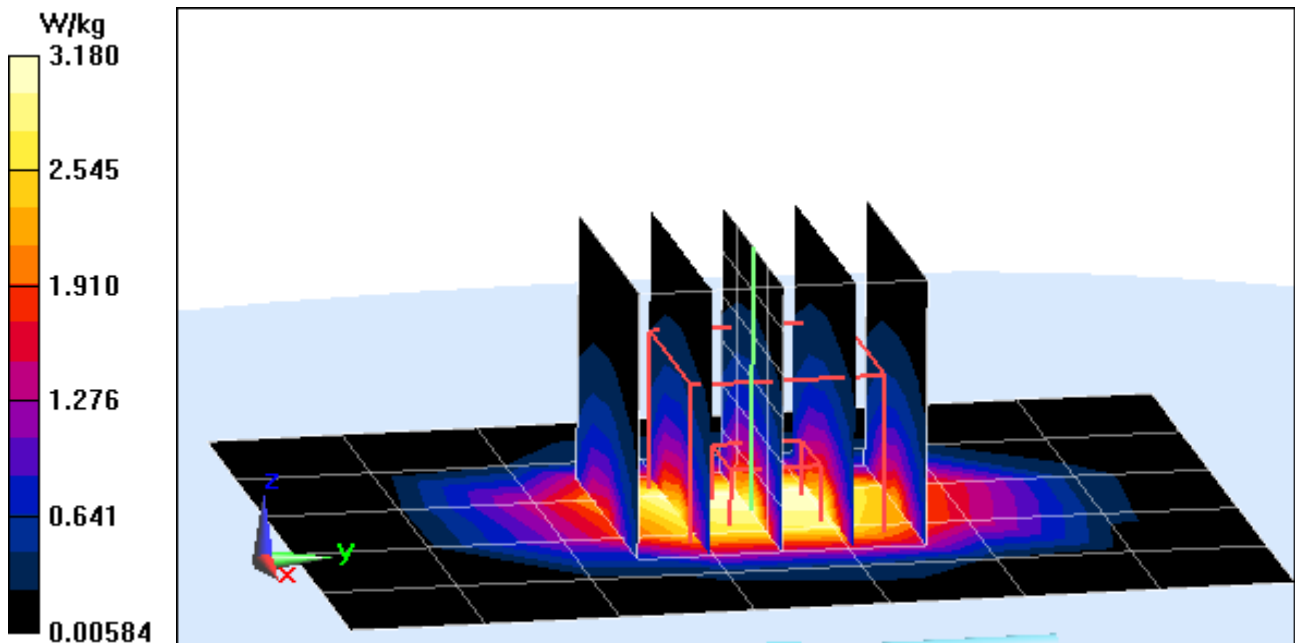
Zoom Scan (5x5x7)/Cube 0: Measurement grid: dx=8mm, dy=8mm, dz=5mm

Input Power = 20.0 dBm (100 mW)

Peak SAR (extrapolated) = 6.99 W/kg

SAR(1 g) = 3.77 W/kg; SAR(10 g) = 1.96 W/kg (SAR corrected for target medium)

Deviation (1 g) = 2.45 %



PCTEST ENGINEERING LABORATORY, INC.

DUT: Dipole 1900 MHz; Type: D1900V2; Serial: 5d080

Communication System: CW; Frequency: 1900 MHz; Duty Cycle: 1:1

Medium: 1900 Head Medium parameters used (interpolated):

$f = 1900 \text{ MHz}$; $\sigma = 1.387 \text{ S/m}$; $\epsilon_r = 39.918$; $\rho = 1000 \text{ kg/m}^3$

Phantom section: Flat Section; Space: 1.0 cm

Test Date: 07-15-2013; Ambient Temp: 22.1°C; Tissue Temp: 22.5°C

Probe: ES3DV2 - SN3022; ConvF(4.86, 4.86, 4.86); Calibrated: 8/28/2012;

Sensor-Surface: 4mm (Mechanical Surface Detection)

Electronics: DAE4 Sn1322; Calibrated: 8/24/2012

Phantom: SAM Sub; Type: SAM 4.0; Serial: TP-1403

Measurement SW: DASY4, Version 4.7 (80); SEMCAD X Version 14.6.8 (7164)

1900MHz System Verification

Area Scan (5x8x1): Measurement grid: dx=15mm, dy=15mm

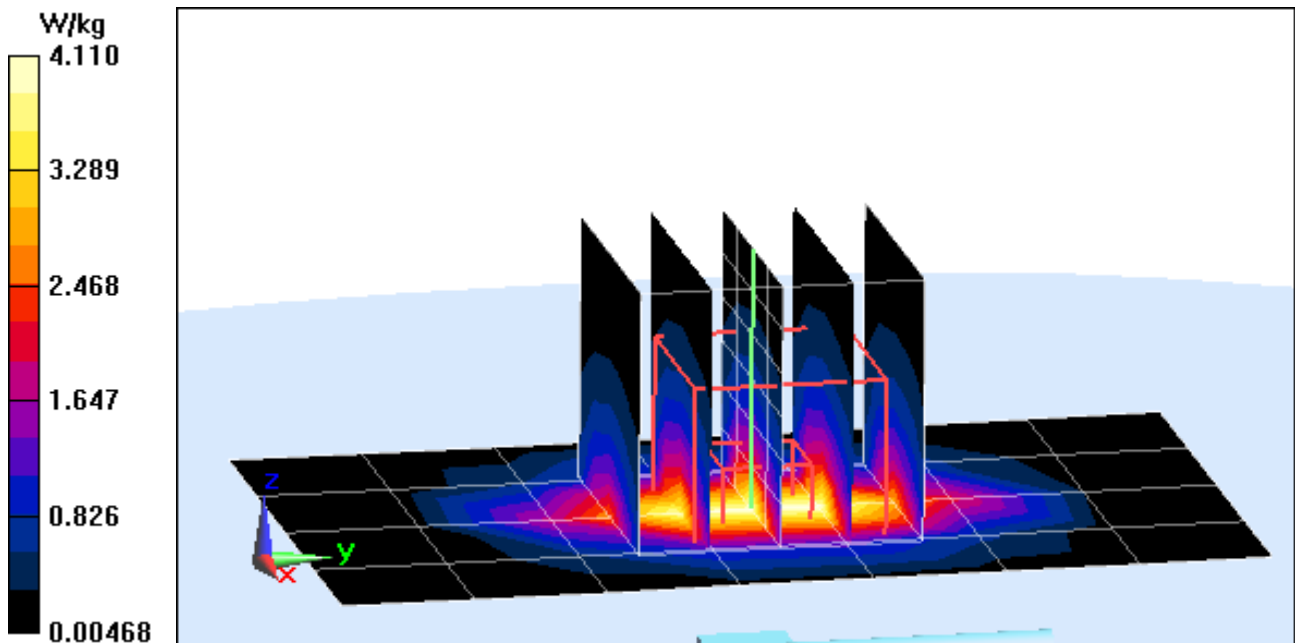
Zoom Scan (5x5x7)/Cube 0: Measurement grid: dx=8mm, dy=8mm, dz=5mm

Input Power = 20.0 dBm (100 mW)

Peak SAR (extrapolated) = 7.20 W/kg

SAR(1 g) = 3.97 W/kg; SAR(10 g) = 2.07 W/kg (SAR corrected for target medium)

Deviation (1 g) = 0.76 %



PCTEST ENGINEERING LABORATORY, INC.

DUT: SAR Dipole 1900 MHz; Type: D1900V2; Serial: 5d148

Communication System: CW; Frequency: 1900 MHz; Duty Cycle: 1:1

Medium: 1900 Head Medium parameters used (interpolated):

$f = 1900 \text{ MHz}$; $\sigma = 1.418 \text{ S/m}$; $\epsilon_r = 40.144$; $\rho = 1000 \text{ kg/m}^3$

Phantom section: Flat Section; Space: 1.0 cm

Test Date: 07-17-2013; Ambient Temp: 23.9°C; Tissue Temp: 22.0°C

Probe: ES3DV3 - SN3209; ConvF(5.21, 5.21, 5.21); Calibrated: 3/15/2013;

Sensor-Surface: 4mm (Mechanical Surface Detection)

Electronics: DAE4 Sn1334; Calibrated: 3/8/2013

Phantom: SAM Right; Type: QD000P40CD; Serial: 1686

Measurement SW: DASY52, Version 52.8 (7); SEMCAD X Version 14.6.10 (7164)

1900 MHz System Verification

Area Scan (7x10x1): Measurement grid: dx=15mm, dy=15mm

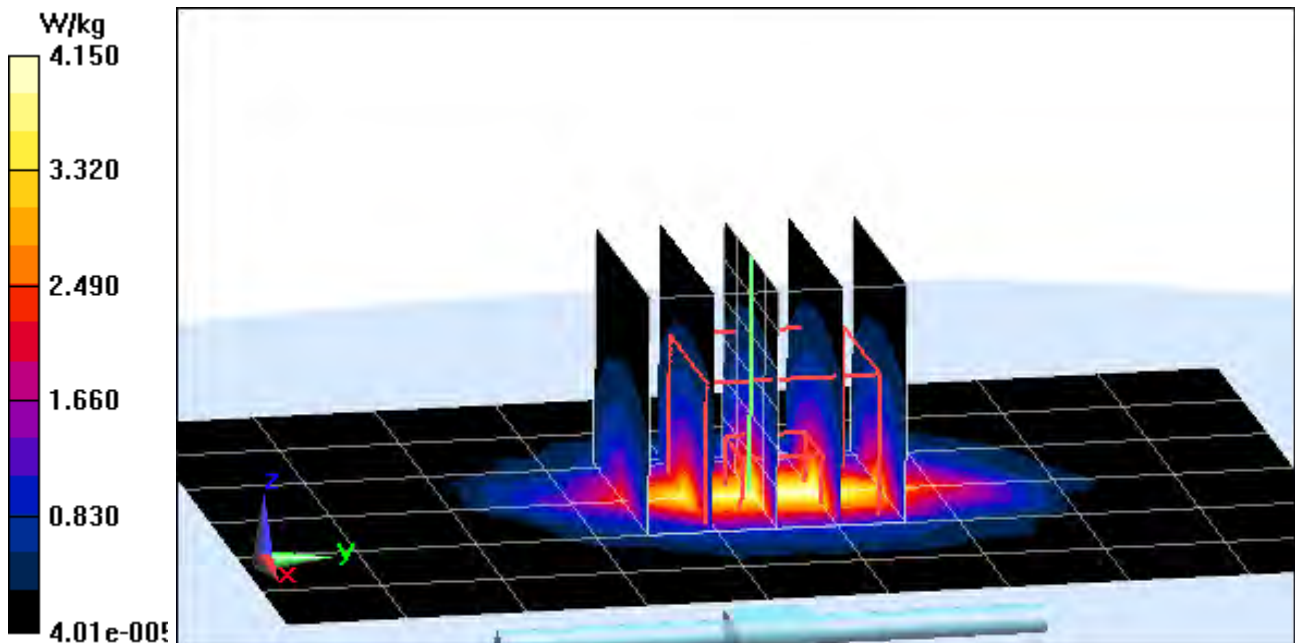
Zoom Scan (5x5x7)/Cube 0: Measurement grid: dx=8mm, dy=8mm, dz=5mm

Input Power = 20.0 dBm (100 mW)

Peak SAR (extrapolated) = 7.02 W/kg

SAR(1 g) = 3.83 W/kg; SAR(10 g) = 2 W/kg (SAR corrected for target medium)

Deviation (1 g) = -3.53 %



PCTEST ENGINEERING LABORATORY, INC.

DUT: Dipole 2450 MHz; Type: D2450V2; Serial: 719

Communication System: CW; Frequency: 2450 MHz; Duty Cycle: 1:1

Medium: 2450 Head Medium parameters used:

$f = 2450 \text{ MHz}$; $\sigma = 1.878 \text{ S/m}$; $\epsilon_r = 39.996$; $\rho = 1000 \text{ kg/m}^3$

Phantom section: Flat Section; Space: 1.0 cm

Test Date: 06-18-2013; Ambient Temp: 23.4°C; Tissue Temp: 22.9°C

Probe: ES3DV3 - SN3287; ConvF(4.3, 4.3, 4.3); Calibrated: 11/15/2012;

Sensor-Surface: 3mm (Mechanical Surface Detection)

Electronics: DAE4 Sn1333; Calibrated: 11/13/2012

Phantom: SAM Sub Dasy B; Type: SAM 5.0; Serial: TP-1626

Measurement SW: DASY4, Version 4.7 (80); SEMCAD X Version 14.6.10 (7164)

2450 MHz System Verification

Area Scan (6x9x1): Measurement grid: dx=12mm, dy=12mm

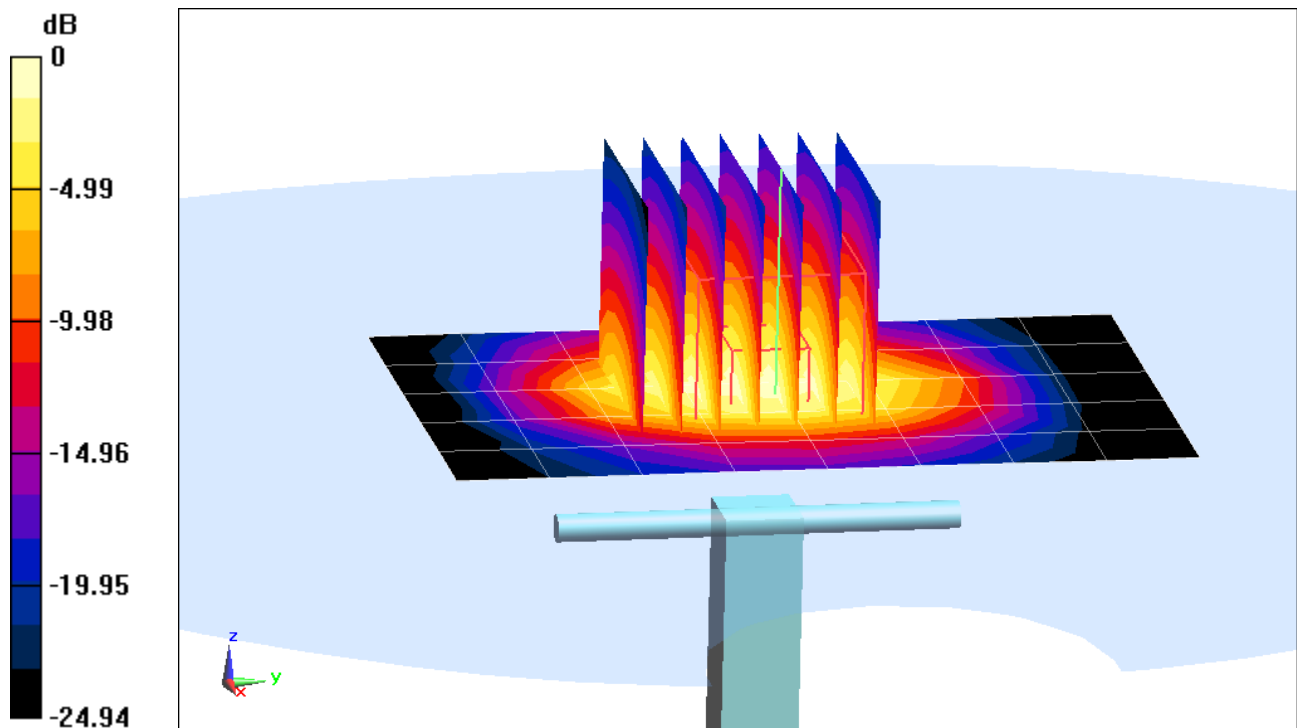
Zoom Scan (7x7x7)/Cube 0: Measurement grid: dx=5mm, dy=5mm, dz=5mm

Input Power = 20 dBm (100 mW)

Peak SAR (extrapolated) = 11.3 W/kg

SAR(1 g) = 5.34 W/kg; SAR(10 g) = 2.44 W/kg (SAR corrected for target medium)

Deviation (1 g) = 1.33 %



0 dB = 6.80 W/kg = 8.33 dBW/kg

PCTEST ENGINEERING LABORATORY, INC.

DUT: SAR Dipole 2450 MHz; Type: D2450V2; Serial: 719

Communication System: CW; Frequency: 2450 MHz; Duty Cycle: 1:1
Medium: 2450 Head Medium parameters used:

$f = 2450 \text{ MHz}$; $\sigma = 1.846 \text{ S/m}$; $\epsilon_r = 38.495$; $\rho = 1000 \text{ kg/m}^3$

Phantom section: Flat Section ; Space: 1.0 cm

Test Date: 07-18-2013; Ambient Temp: 23.0°C ; Tissue Temp: 23.5°C

Probe: ES3DV2 - SN3022; ConvF(4.23, 4.23, 4.23); Calibrated: 8/28/2012;

Sensor-Surface: 3mm (Mechanical Surface Detection)

Electronics: DAE4 Sn1322; Calibrated: 8/24/2012

Phantom: SAM Sub; Type: SAM 4.0; Serial: TP-1403

Measurement SW: DASY4, Version 4.7 (80); SEMCAD X Version 14.6.10 (7164)

2450MHz System Verification

Area Scan (6x9x1): Measurement grid: dx=12mm, dy=12mm

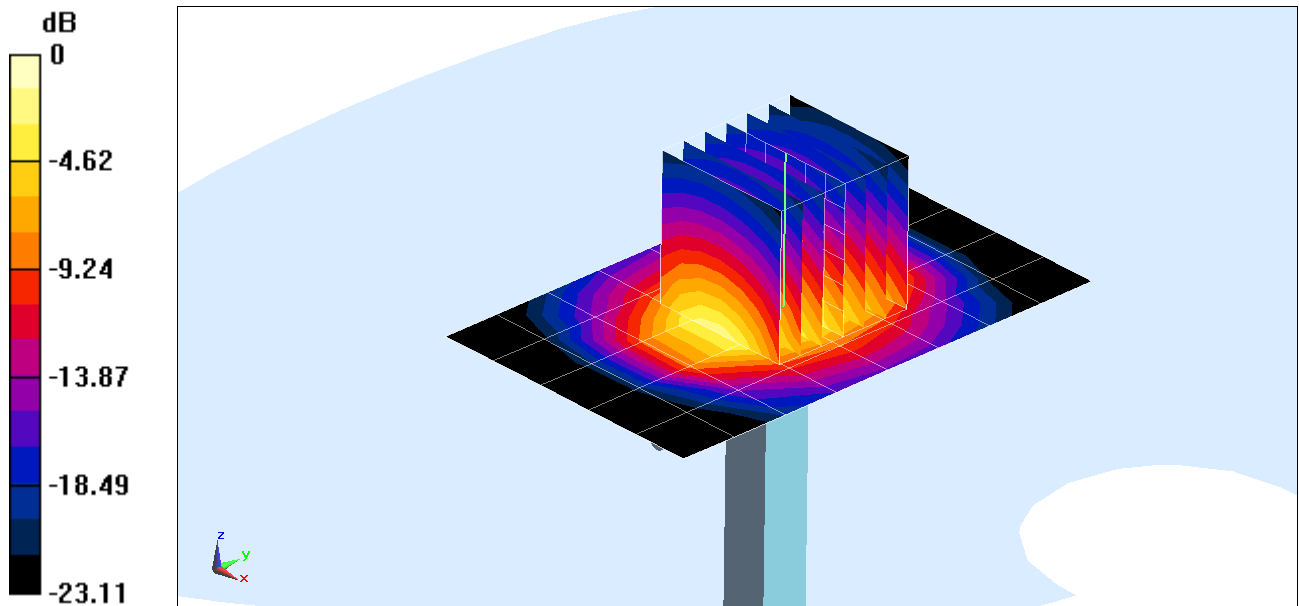
Zoom Scan (7x7x7)/Cube 0: Measurement grid: dx=5mm, dy=5mm, dz=5mm

Input Power = 20.0 dBm (100 mW)

Peak SAR (extrapolated) = 12.1 W/kg

SAR(1 g) = 5.62 W/kg; SAR(10 g) = 2.59 W/kg (SAR corrected for target medium)

Deviation (1 g) = 6.64%



0 dB = 7.31 W/kg = 8.64 dBW/kg

PCTEST ENGINEERING LABORATORY, INC.

DUT: SAR Dipole 2600 MHz; Type: D2600V2; Serial: 1004

Communication System: CW; Frequency: 2600 MHz; Duty Cycle: 1:1

Medium: 2600 Head Medium parameters used:

$f = 2600 \text{ MHz}$; $\sigma = 2.018 \text{ S/m}$; $\epsilon_r = 37.879$; $\rho = 1000 \text{ kg/m}^3$

Phantom section: Flat Section Space: 1.0 cm

Test Date: 07-18-2013; Ambient Temp: 23.0°C; Tissue Temp: 23.5°C

Probe: ES3DV2 - SN3022; ConvF(4.1, 4.1, 4.1); Calibrated: 8/28/2012;

Sensor-Surface: 3mm (Mechanical Surface Detection)

Electronics: DAE4 Sn1322; Calibrated: 8/24/2012

Phantom: SAM Sub; Type: SAM 4.0; Serial: TP-1403

Measurement SW: DASY4, Version 4.7 (80); SEMCAD X Version 14.6.10 (7164)

2600MHz System Verification

Area Scan (6x8x1): Measurement grid: dx=12mm, dy=12mm

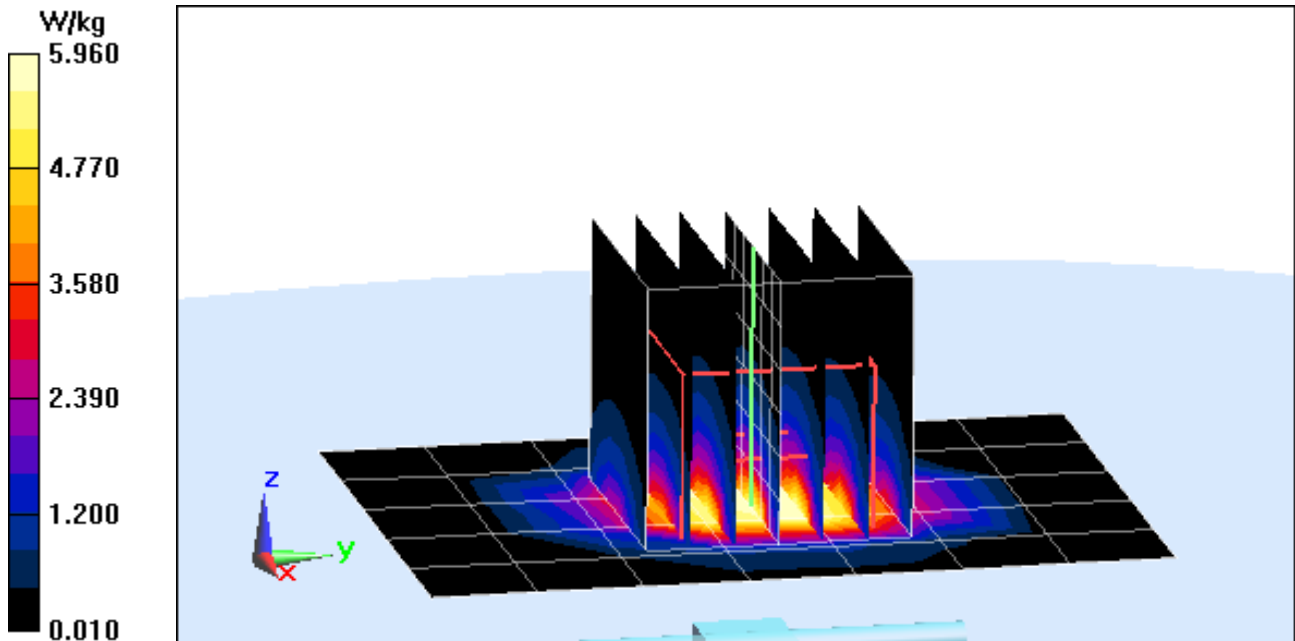
Zoom Scan (7x7x7)/Cube 0: Measurement grid: dx=5mm, dy=5mm, dz=5mm

Input Power = 20.0 dBm (100 mW)

Peak SAR (extrapolated) = 14.3 W/kg

SAR(1 g) = 6.22 W/kg; SAR(10 g) = 2.74 W/kg (SAR corrected for target medium)

Deviation (1 g) = 6.87 %



PCTEST ENGINEERING LABORATORY, INC.

DUT: Dipole 5200 MHz; Type: D5GHzV2; Serial: 1120

Communication System: CW; Frequency: 5200 MHz; Duty Cycle: 1:1

Medium: 5GHz Head; Medium parameters used:

$f = 5200 \text{ MHz}$; $\sigma = 4.489 \text{ S/m}$; $\epsilon_r = 37.242$; $\rho = 1000 \text{ kg/m}^3$

Phantom section: Flat Section; Space: 1.0 cm

Test Date: 05-09-2013; Ambient Temp: 24.4°C; Tissue Temp: 23.3°C

Probe: EX3DV4 - SN3920; ConvF(4.87, 4.87, 4.87); Calibrated: 2/27/2013;

Sensor-Surface: 1.4mm (Mechanical Surface Detection)

Electronics: DAE4 Sn649; Calibrated: 2/6/2013

Phantom: SAM V5.0 Right; Type: QD000P40CD; Serial: 1647

Measurement SW: DASY52, Version 52.8 (6); SEMCAD X Version 14.6.10 (7164)

5200 MHz System Verification

Area Scan (7x8x1): Measurement grid: dx=10mm, dy=10mm

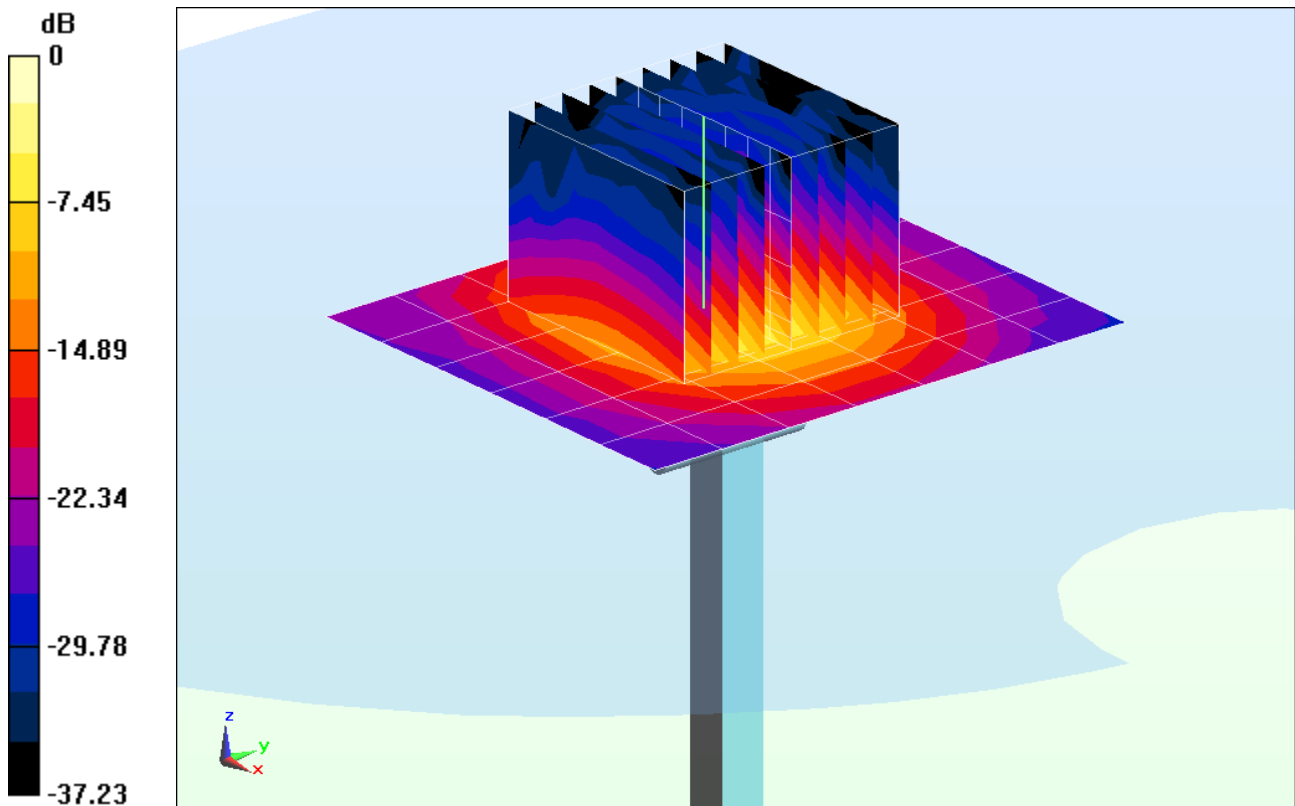
Zoom Scan (9x9x7)/Cube 0: Measurement grid: dx=4mm, dy=4mm, dz=1.4mm; Graded Ratio: 1.4

Input Power = 20.0 dBm (100 mW)

Peak SAR (extrapolated) = 26.9 W/kg

SAR(1 g) = 6.88 W/kg; SAR(10 g) = 2.02 W/kg (SAR corrected for target medium)

Deviation (1 g) = -9.47%



0 dB = 16.9 W/kg = 12.28 dBW/kg

PCTEST ENGINEERING LABORATORY, INC.

DUT: Dipole 5300 MHz; Type: D5GHzV2; Serial: 1120

Communication System: CW; Frequency: 5300 MHz; Duty Cycle: 1:1

Medium: 5GHz Head; Medium parameters used:

$f = 5300 \text{ MHz}$; $\sigma = 4.565 \text{ S/m}$; $\epsilon_r = 37.13$; $\rho = 1000 \text{ kg/m}^3$

Phantom section: Flat Section; Space: 1.0 cm

Test Date: 05-09-2013; Ambient Temp: 24.5°C; Tissue Temp: 23.3°C

Probe: EX3DV4 - SN3920; ConvF(4.73, 4.73, 4.73); Calibrated: 2/27/2013;

Sensor-Surface: 1.4mm (Mechanical Surface Detection)

Electronics: DAE4 Sn649; Calibrated: 2/6/2013

Phantom: SAM V5.0 Right; Type: QD000P40CD; Serial: 1647

Measurement SW: DASY52, Version 52.8 (6); SEMCAD X Version 14.6.10 (7164)

5300 MHz System Verification

Area Scan (7x8x1): Measurement grid: dx=10mm, dy=10mm

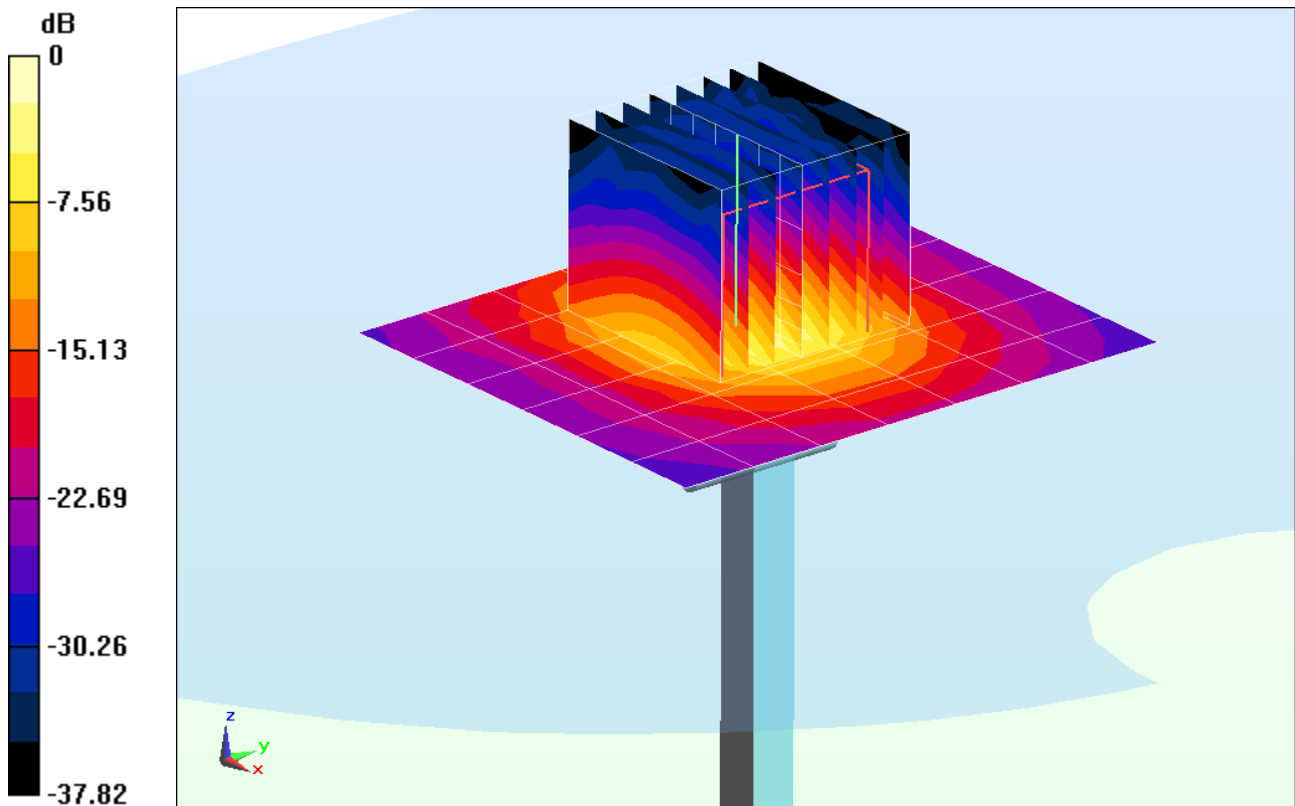
Zoom Scan (8x8x7)/Cube 0: Measurement grid: dx=4mm, dy=4mm, dz=1.4mm; Graded Ratio: 1.4

Input Power = 20.0 dBm (100 mW)

Peak SAR (extrapolated) = 33.3 W/kg

SAR(1 g) = 8.37 W/kg; SAR(10 g) = 2.4 W/kg (SAR corrected for target medium)

Deviation (1 g) = 6.35%



0 dB = 20.8 W/kg = 13.18 dBW/kg

PCTEST ENGINEERING LABORATORY, INC.

DUT: Dipole 5500 MHz; Type: D5GHzV2; Serial: 1120

Communication System: CW; Frequency: 5500 MHz; Duty Cycle: 1:1
Medium: 5GHz Head; Medium parameters used:

$$f = 5500 \text{ MHz}; \sigma = 4.768 \text{ S/m}; \epsilon_r = 36.807; \rho = 1000 \text{ kg/m}^3$$

Phantom section: Flat Section; Space: 1.0 cm

Test Date: 05-09-2013; Ambient Temp: 24.3°C; Tissue Temp: 23.2°C

Probe: EX3DV4 - SN3920; ConvF(4.52, 4.52, 4.52); Calibrated: 2/27/2013;

Sensor-Surface: 1.4mm (Mechanical Surface Detection)

Electronics: DAE4 Sn649; Calibrated: 2/6/2013

Phantom: SAM V5.0 Right; Type: QD000P40CD; Serial: 1647

Measurement SW: DASY52, Version 52.8 (6); SEMCAD X Version 14.6.10 (7164)

5500 MHz System Verification

Area Scan (7x8x1): Measurement grid: dx=10mm, dy=10mm

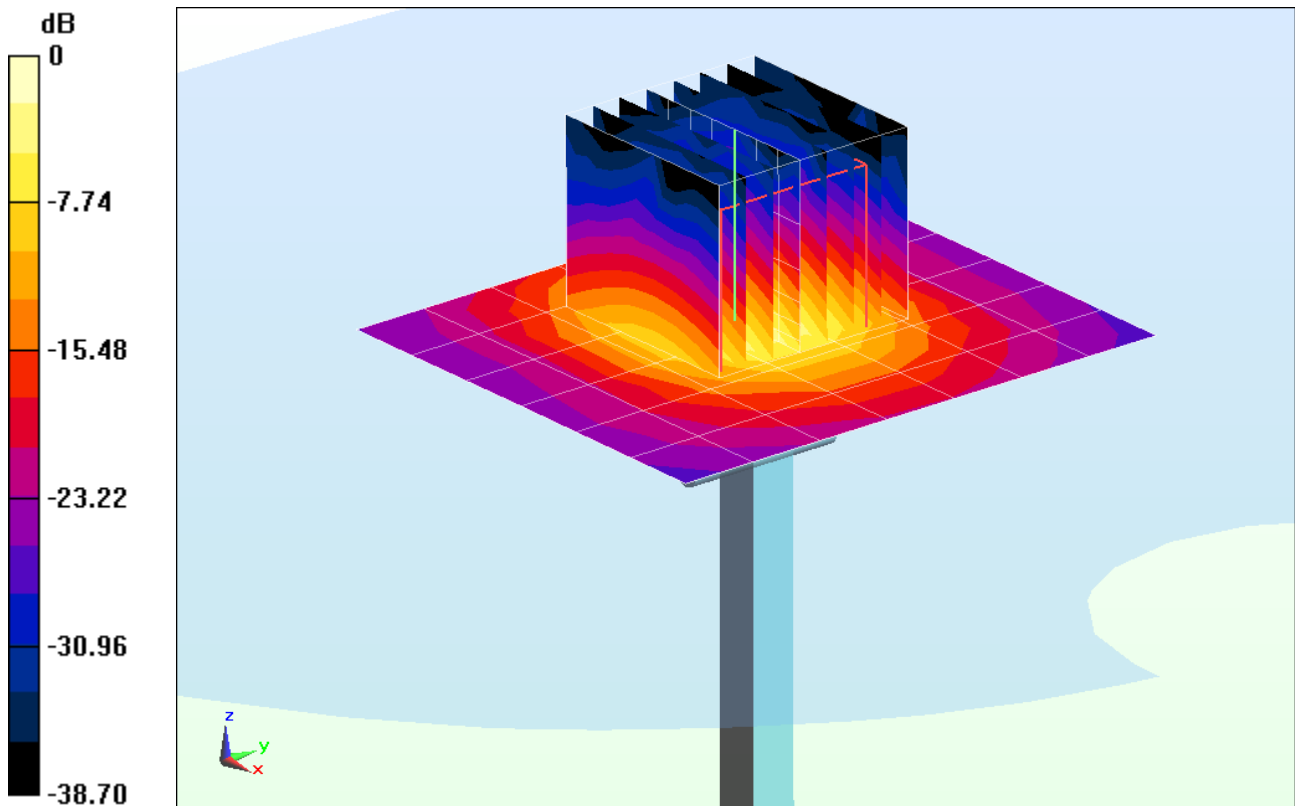
Zoom Scan (8x8x7)/Cube 0: Measurement grid: dx=4mm, dy=4mm, dz=1.4mm; Graded Ratio: 1.4

Input Power = 20.0 dBm (100 mW)

Peak SAR (extrapolated) = 34.1 W/kg

SAR(1 g) = 8.26 W/kg; SAR(10 g) = 2.36 W/kg (SAR corrected for target medium)

Deviation (1 g) = 3.12%



0 dB = 20.9 W/kg = 13.20 dBW/kg

PCTEST ENGINEERING LABORATORY, INC.

DUT: Dipole 5600 MHz; Type: D5GHzV2; Serial: 1120

Communication System: CW; Frequency: 5600 MHz; Duty Cycle: 1:1

Medium: 5GHz Head; Medium parameters used:

$f = 5600 \text{ MHz}$; $\sigma = 4.884 \text{ S/m}$; $\epsilon_r = 36.704$; $\rho = 1000 \text{ kg/m}^3$

Phantom section: Flat Section; Space: 1.0 cm

Test Date: 05-09-2013; Ambient Temp: 24.3°C; Tissue Temp: 23.3°C

Probe: EX3DV4 - SN3920; ConvF(4.17, 4.17, 4.17); Calibrated: 2/27/2013;

Sensor-Surface: 1.4mm (Mechanical Surface Detection)

Electronics: DAE4 Sn649; Calibrated: 2/6/2013

Phantom: SAM V5.0 Right; Type: QD000P40CD; Serial: 1647

Measurement SW: DASY52, Version 52.8 (6); SEMCAD X Version 14.6.10 (7164)

5600 MHz System Verification

Area Scan (7x8x1): Measurement grid: dx=10mm, dy=10mm

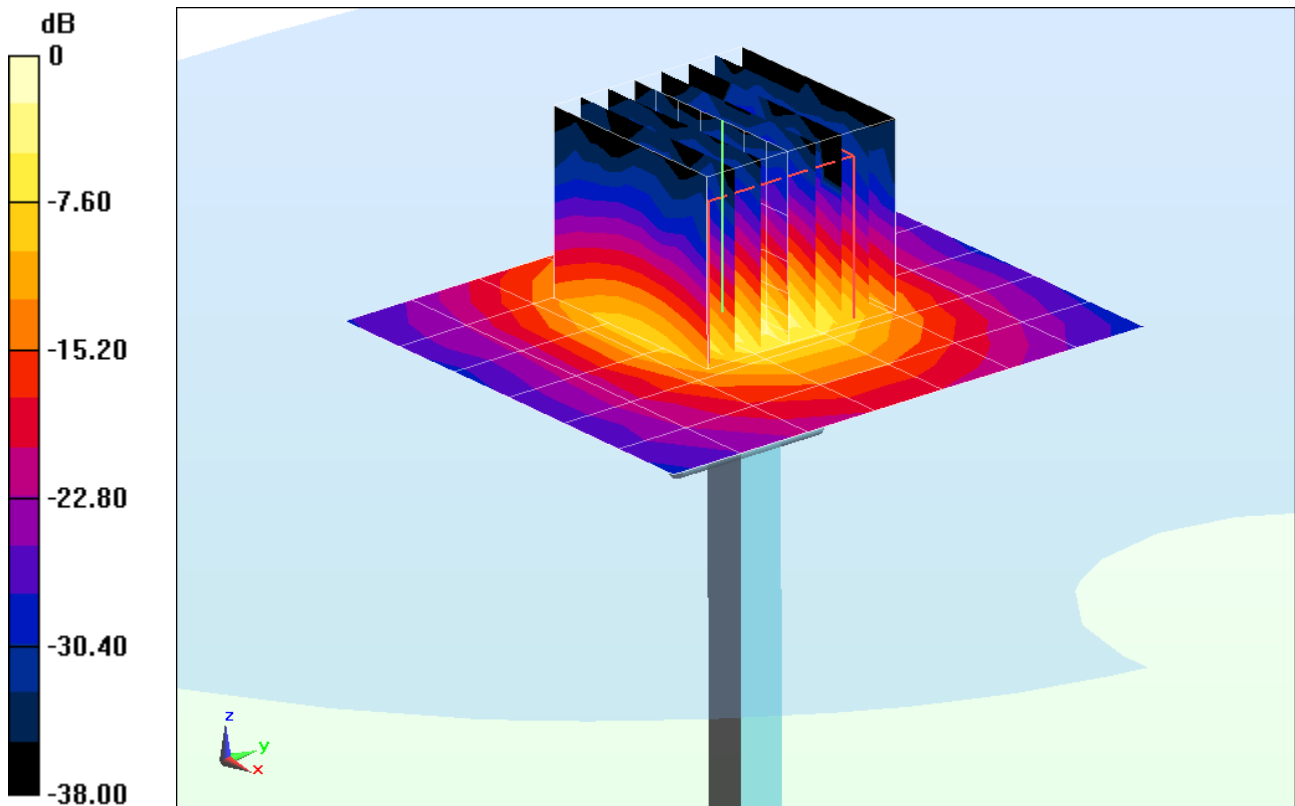
Zoom Scan (8x8x7)/Cube 0: Measurement grid: dx=4mm, dy=4mm, dz=1.4mm; Graded Ratio: 1.4

Input Power = 20.0 dBm (100 mW)

Peak SAR (extrapolated) = 30.3 W/kg

SAR(1 g) = 7.5 W/kg; SAR(10 g) = 2.17 W/kg (SAR corrected for target medium)

Deviation (1 g) = -6.13%



0 dB = 18.9 W/kg = 12.76 dBW/kg

PCTEST ENGINEERING LABORATORY, INC.

DUT: Dipole 5800 MHz; Type: D5GHzV2; Serial: 1120

Communication System: CW; Frequency: 5800 MHz; Duty Cycle: 1:1

Medium: 5GHz Head; Medium parameters used:

$f = 5800 \text{ MHz}$; $\sigma = 5.092 \text{ S/m}$; $\epsilon_r = 36.381$; $\rho = 1000 \text{ kg/m}^3$

Phantom section: Flat Section; Space: 1.0 cm

Test Date: 05-09-2013; Ambient Temp: 24.3°C; Tissue Temp: 23.3°C

Probe: EX3DV4 - SN3920; ConvF(4.02, 4.02, 4.02); Calibrated: 2/27/2013;

Sensor-Surface: 1.4mm (Mechanical Surface Detection)

Electronics: DAE4 Sn649; Calibrated: 2/6/2013

Phantom: SAM V5.0 Right; Type: QD000P40CD; Serial: 1647

Measurement SW: DASY52, Version 52.8 (6);SEMCAD X Version 14.6.10 (7164)

5800 MHz System Verification

Area Scan (7x8x1): Measurement grid: dx=10mm, dy=10mm

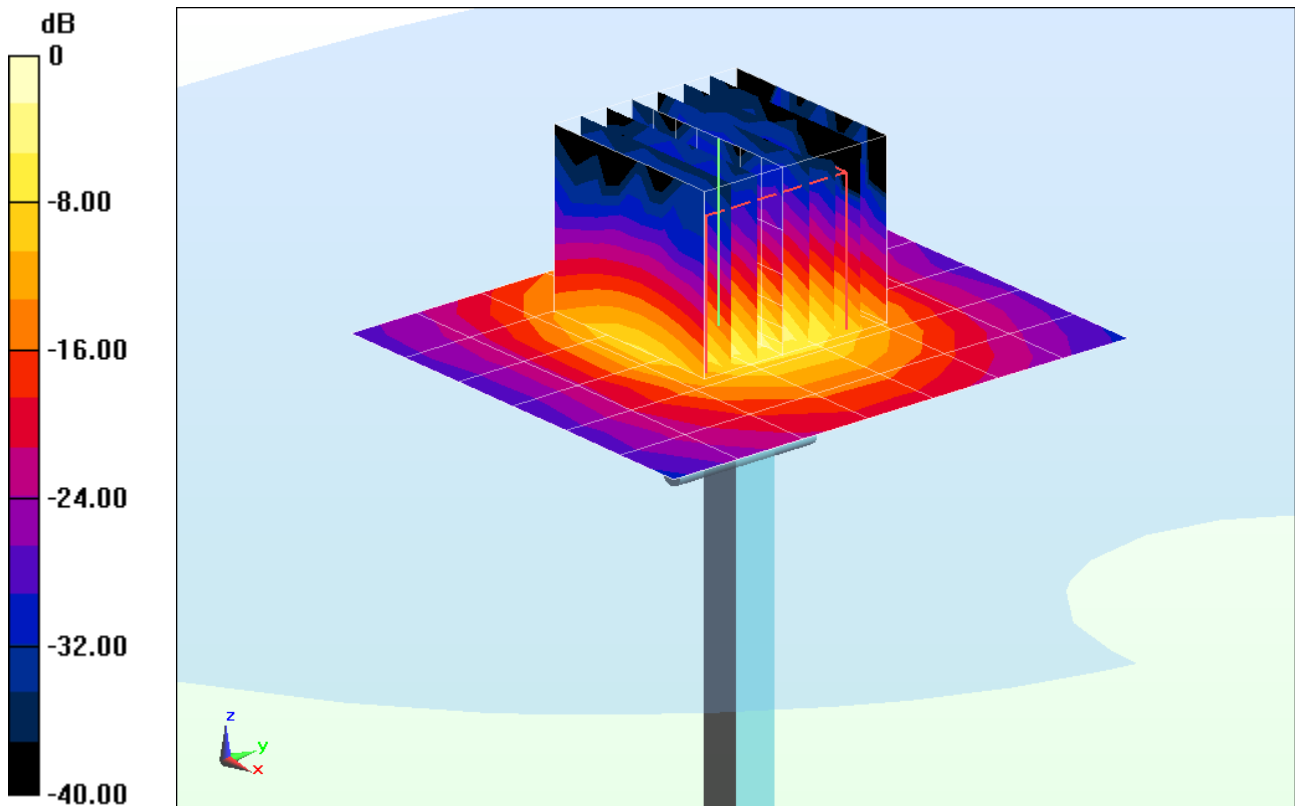
Zoom Scan (8x8x7)/Cube 0: Measurement grid: dx=4mm, dy=4mm, dz=1.4mm; Graded Ratio: 1.4

Input Power = 20.0 dBm (100 mW)

Peak SAR (extrapolated) = 31.1 W/kg

SAR(1 g) = 7.2 W/kg; SAR(10 g) = 2.08 W/kg (SAR corrected for target medium)

Deviation (1 g) = -3.87%



0 dB = 18.6 W/kg = 12.70 dBW/kg

PCTEST ENGINEERING LABORATORY, INC.

DUT: Dipole 750 MHz; Type: D750V3; Serial: 1003

Communication System: CW; Frequency: 750 MHz; Duty Cycle: 1:1

Medium: 750 Body Medium parameters used (interpolated):

$f = 750 \text{ MHz}$; $\sigma = 0.965 \text{ S/m}$; $\epsilon_r = 54.932$; $\rho = 1000 \text{ kg/m}^3$

Phantom section: Flat Section; Space: 1.5 cm

Test Date: 07-14-2013; Ambient Temp: 24.5°C; Tissue Temp: 22.8°C

Probe: ES3DV3 - SN3209; ConvF(6.38, 6.38, 6.38); Calibrated: 3/15/2013;

Sensor-Surface: 4mm (Mechanical Surface Detection)

Electronics: DAE4 Sn1334; Calibrated: 3/8/2013

Phantom: ELI v5.0; Type: QDOVA002AA; Serial: TP-1158

Measurement SW: DASY52, Version 52.8 (7); SEMCAD X Version 14.6.10 (7164)

750 MHz System Verification

Area Scan (7x15x1): Measurement grid: dx=15mm, dy=15mm

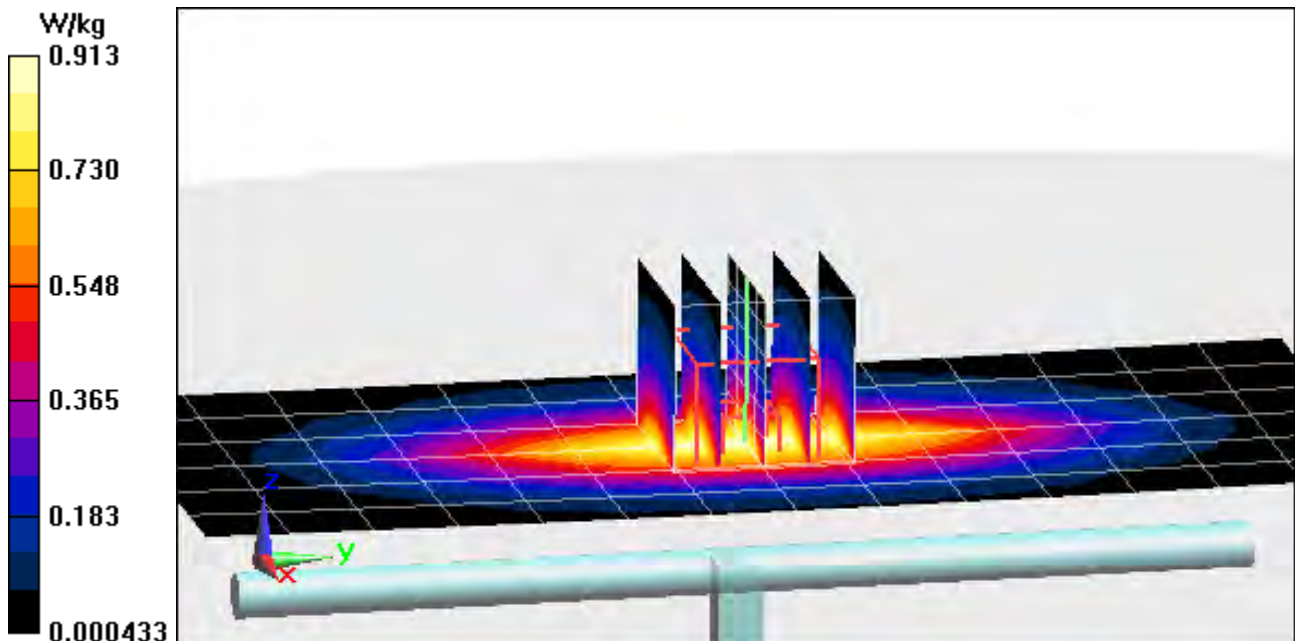
Zoom Scan (5x5x7)/Cube 0: Measurement grid: dx=8mm, dy=8mm, dz=5mm

Input Power = 20.0 dBm (100 mW)

Peak SAR (extrapolated) = 1.24 W/kg

SAR(1 g) = 0.848 W/kg; SAR(10 g) = 0.562 W/kg (SAR corrected for target medium)

Deviation (1 g) = -3.96 %



PCTEST ENGINEERING LABORATORY, INC.

DUT: SAR Dipole 835 MHz; Type: D835V2; Serial: 4d132

Communication System: CW; Frequency: 835 MHz; Duty Cycle: 1:1

Medium: 835 Body Medium parameters used:

$f = 835 \text{ MHz}$; $\sigma = 1.014 \text{ S/m}$; $\epsilon_r = 55.695$; $\rho = 1000 \text{ kg/m}^3$

Phantom section: Flat Section; Space: 1.5 cm

Test Date: 07-08-2013; Ambient Temp: 24.9°C; Tissue Temp: 23.5°C

Probe: ES3DV3 - SN3209; ConvF(6.28, 6.28, 6.28); Calibrated: 3/15/2013;

Sensor-Surface: 4mm (Mechanical Surface Detection)

Electronics: DAE4 Sn1334; Calibrated: 3/8/2013

Phantom: ELI v5.0; Type: QDOVA002AA; Serial: TP-1158

Measurement SW: DASY52, Version 52.8 (7); SEMCAD X Version 14.6.10 (7164)

835 MHz System Verification

Area Scan (7x14x1): Measurement grid: dx=15mm, dy=15mm

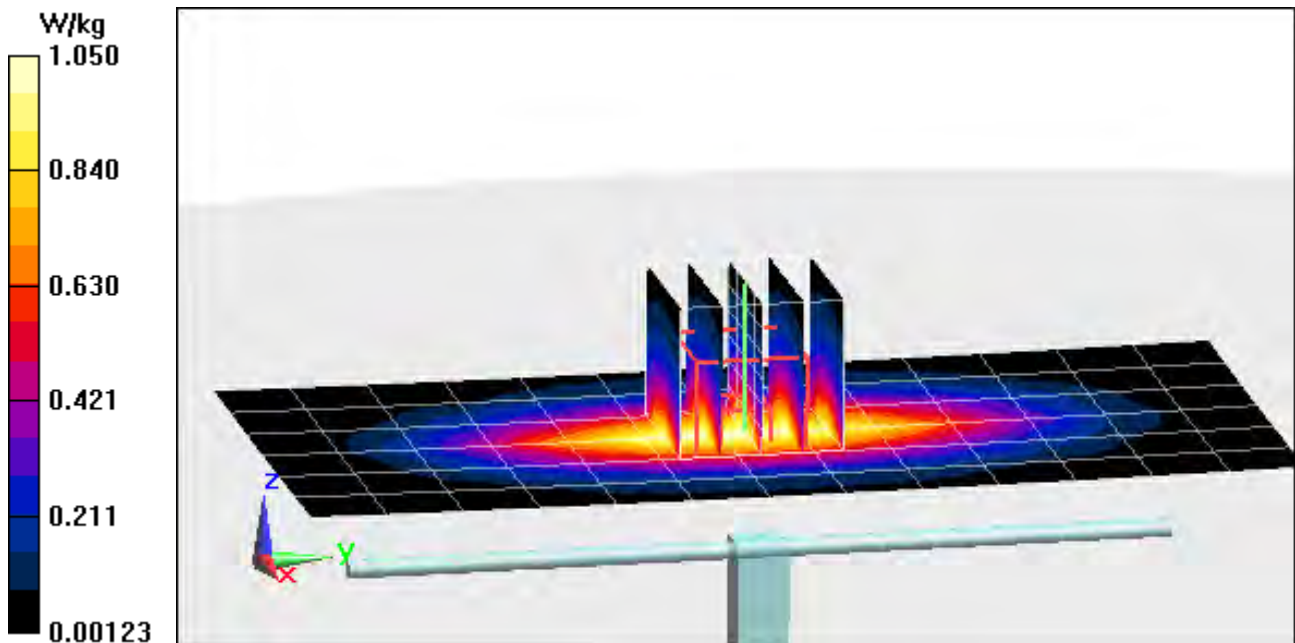
Zoom Scan (5x5x7)/Cube 0: Measurement grid: dx=8mm, dy=8mm, dz=5mm

Input Power = 20.0 dBm (100 mW)

Peak SAR (extrapolated) = 1.42 W/kg

SAR(1 g) = 0.978 W/kg; SAR(10 g) = 0.645 W/kg (SAR corrected for target medium)

Deviation (1 g) = 4.49 %



PCTEST ENGINEERING LABORATORY, INC.

DUT: SAR Dipole 835 MHz; Type: D835V2; Serial: 4d026

Communication System: CW; Frequency: 835 MHz; Duty Cycle: 1:1

Medium: 835 Body Medium parameters used:

$f = 835 \text{ MHz}$; $\sigma = 1.014 \text{ S/m}$; $\epsilon_r = 54.054$; $\rho = 1000 \text{ kg/m}^3$

Phantom section: Flat Section ; Space: 1.5 cm

Test Date: 08-08-2013; Ambient Temp: 24.3°C; Tissue Temp: 22.1°C

Probe: ES3DV3 - SN3209; ConvF(6.28, 6.28, 6.28); Calibrated: 3/15/2013;

Sensor-Surface: 4mm (Mechanical Surface Detection)

Electronics: DAE4 Sn1334; Calibrated: 3/8/2013

Phantom: ELI v5.0; Type: QDOVA002AA; Serial: TP-1158

Measurement SW: DASY52, Version 52.8 (7); SEMCAD X Version 14.6.10 (7164)

835 MHz System Verification

Area Scan (7x14x1): Measurement grid: dx=15mm, dy=15mm

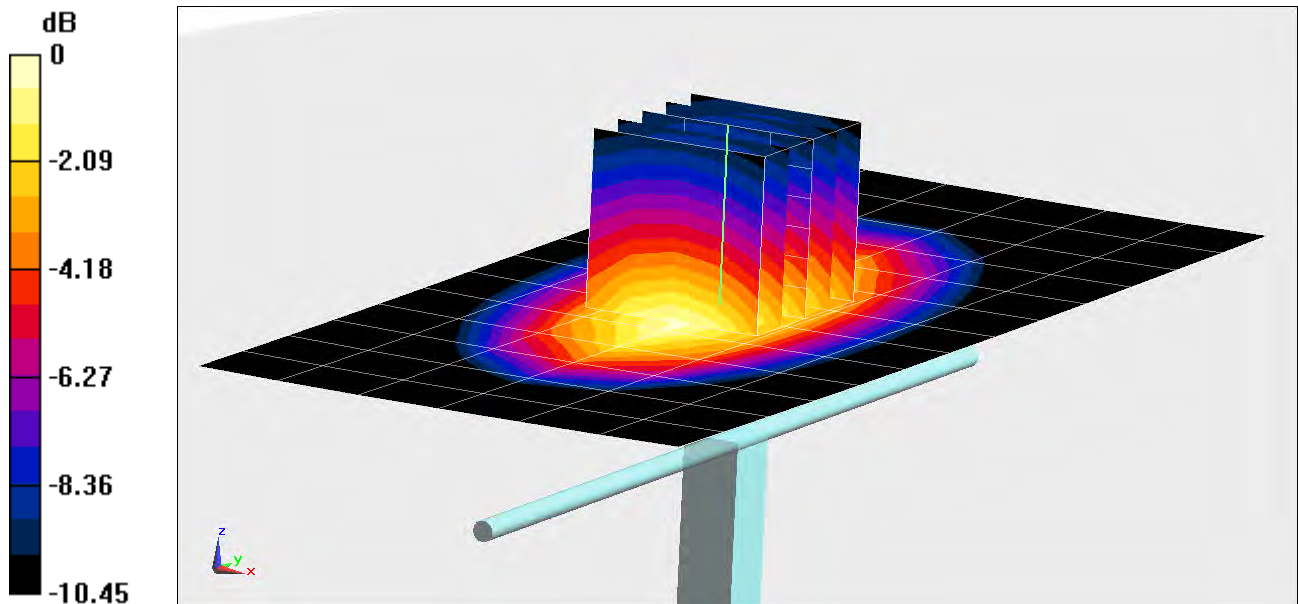
Zoom Scan (5x5x7)/Cube 0: Measurement grid: dx=8mm, dy=8mm, dz=5mm

Input Power = 20.0 dBm (100 mW)

Peak SAR (extrapolated) = 1.48 W/kg

SAR(1 g) = 1.02 W/kg; SAR(10 g) = 0.673 W/kg (SAR corrected for target medium)

Deviation (1 g) = 6.47%



0 dB = 1.11 W/kg = 0.45 dBW/kg

PCTEST ENGINEERING LABORATORY, INC.

DUT: Dipole 1750 MHz; Type: D1750V2; Serial: 1051

Communication System: CW; Frequency: 1750 MHz; Duty Cycle: 1:1

Medium: 1750 Body Medium parameters used:

$f = 1750 \text{ MHz}$; $\sigma = 1.522 \text{ S/m}$; $\epsilon_r = 52.353$; $\rho = 1000 \text{ kg/m}^3$

Phantom section: Flat Section; Space: 1.0 cm

Test Date: 07-11-2013; Ambient Temp: 23.9°C; Tissue Temp: 23.1°C

Probe: EX3DV4 - SN3920; ConvF(7.59, 7.59, 7.59); Calibrated: 2/27/2013;

Sensor-Surface: 4mm (Mechanical Surface Detection)

Electronics: DAE4 Sn649; Calibrated: 2/6/2013

Phantom: SAM 5.0 front; Type: QD000P40CD; Serial: TP:-1648

Measurement SW: DASY52, Version 52.8 (7); SEMCAD X Version 14.6.10 (7164)

1750 MHz System Verification

Area Scan (7x9x1): Measurement grid: dx=15mm, dy=15mm

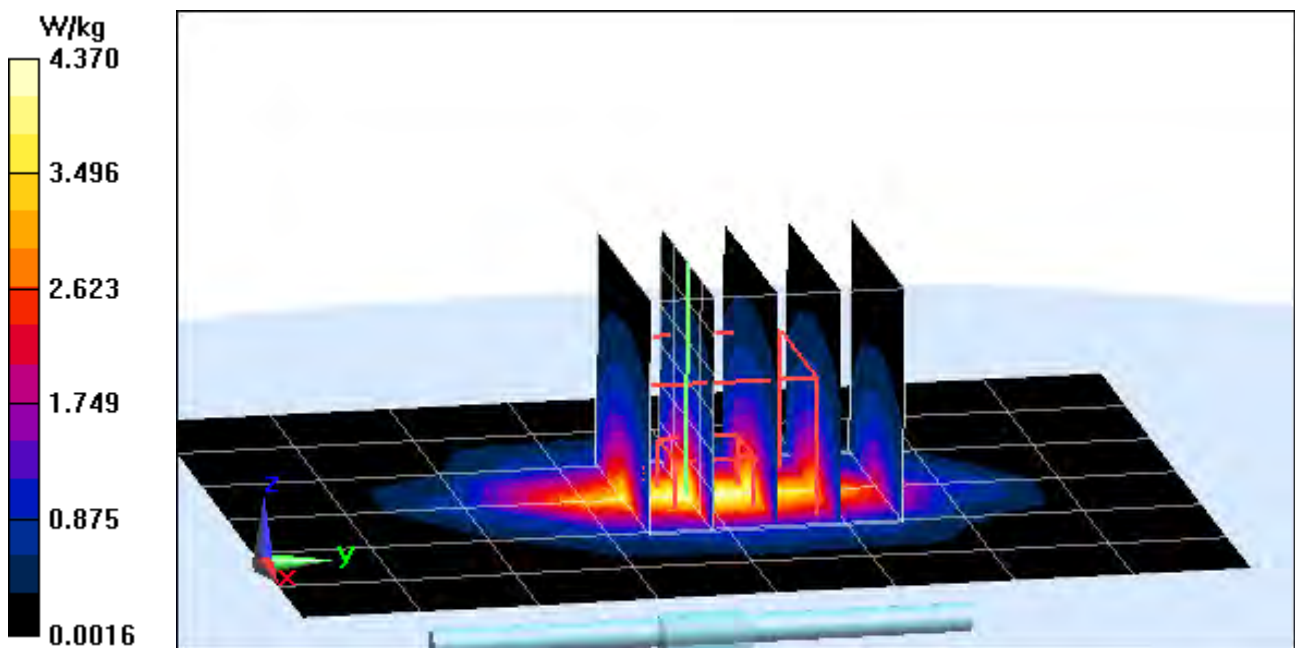
Zoom Scan (5x5x7)/Cube 0: Measurement grid: dx=8mm, dy=8mm, dz=5mm

Input Power = 20.0 dBm (100 mW)

Peak SAR (extrapolated) = 6.95 W/kg

SAR(1 g) = 3.89 W/kg; SAR(10 g) = 2.08 W/kg (SAR corrected for target medium)

Deviation (1 g) = 2.91 %



PCTEST ENGINEERING LABORATORY, INC.

DUT: Dipole 1750 MHz; Type: D1750V2; Serial: 1051

Communication System: CW; Frequency: 1750 MHz; Duty Cycle: 1:1

Medium: 1750 Body Medium parameters used:

$f = 1750 \text{ MHz}$; $\sigma = 1.449 \text{ S/m}$; $\epsilon_r = 53.197$; $\rho = 1000 \text{ kg/m}^3$

Phantom section: Flat Section; Space: 1.0 cm

Test Date: 07-15-2013; Ambient Temp: 21.9°C; Tissue Temp: 22.6°C

Probe: ES3DV3 - SN3288; ConvF(5.18, 5.18, 5.18); Calibrated: 9/20/2012;

Sensor-Surface: 4mm (Mechanical Surface Detection)

Electronics: DAE4 Sn1323; Calibrated: 9/19/2012

Phantom: SAM v5.0 front; Type: QD000P40CD; Serial: TP-1646

Measurement SW: DASY52, Version 52.8 (7); SEMCAD X Version 14.6.10 (7164)

1750 MHz System Verification

Area Scan (7x9x1): Measurement grid: dx=15mm, dy=15mm

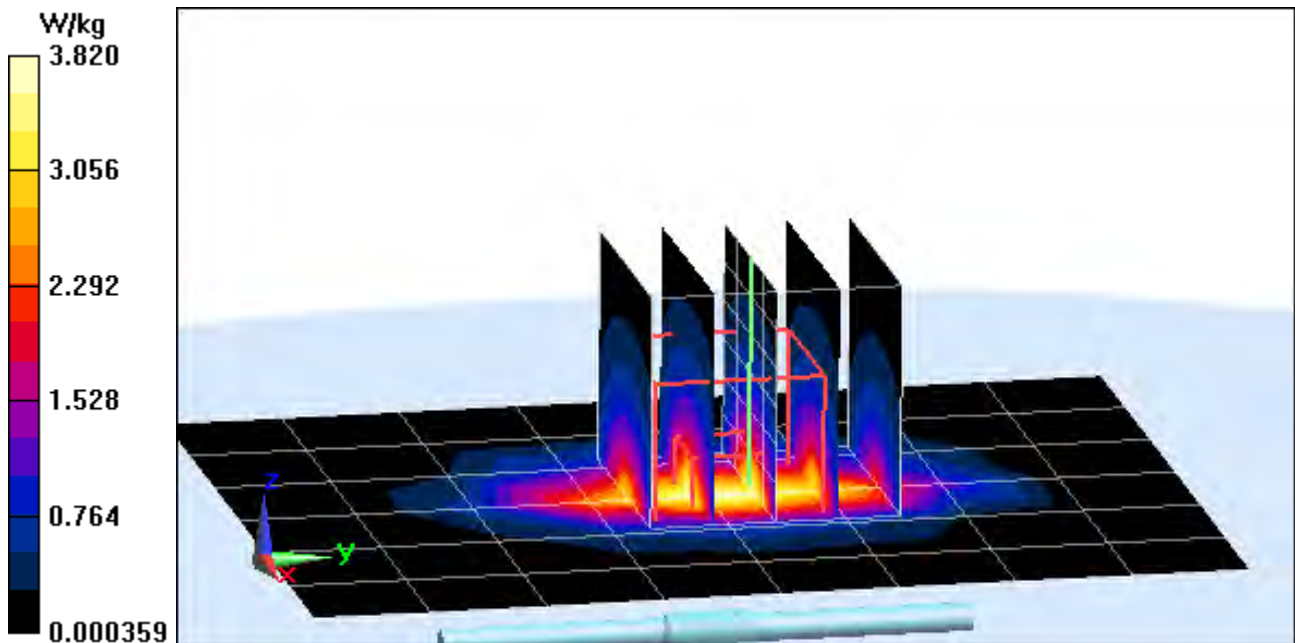
Zoom Scan (5x5x7)/Cube 0: Measurement grid: dx=8mm, dy=8mm, dz=5mm

Input Power = 20.0 dBm (100 mW)

Peak SAR (extrapolated) = 6.42 W/kg

SAR(1 g) = 3.7 W/kg; SAR(10 g) = 1.97 W/kg (SAR corrected for target medium)

Deviation (1 g) = -2.12 %



PCTEST ENGINEERING LABORATORY, INC.

DUT: Dipole 1750 MHz; Type: D1750V2; Serial: 1051

Communication System: CW; Frequency: 1750 MHz; Duty Cycle: 1:1

Medium: 1750 Body Medium parameters used:

$f = 1750$ MHz; $\sigma = 1.448$ S/m; $\epsilon_r = 52.522$; $\rho = 1000$ kg/m³

Phantom section: Flat Section; Space: 1.0 cm

Test Date: 07-18-2013; Ambient Temp: 24.4°C; Tissue Temp: 22.5°C

Probe: ES3DV3 - SN3288; ConvF(5.18, 5.18, 5.18); Calibrated: 9/20/2012;

Sensor-Surface: 4mm (Mechanical Surface Detection)

Electronics: DAE4 Sn1323; Calibrated: 9/19/2012

Phantom: SAM v5.0 front; Type: QD000P40CD; Serial: TP-1646

Measurement SW: DASY52, Version 52.8 (7); SEMCAD X Version 14.6.10 (7164)

1750 MHz System Verification

Area Scan (7x9x1): Measurement grid: dx=15mm, dy=15mm

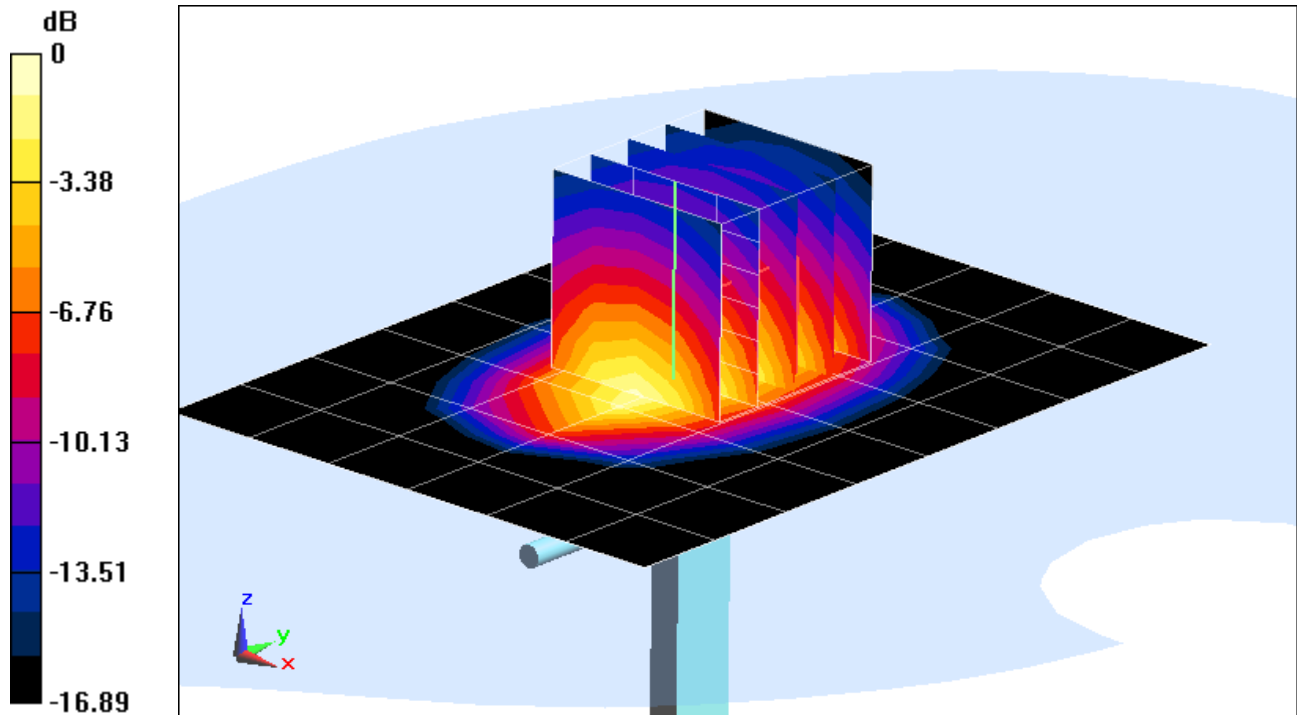
Zoom Scan (5x5x7)/Cube 0: Measurement grid: dx=8mm, dy=8mm, dz=5mm

Input Power = 20 dBm (100 mW)

Peak SAR (extrapolated) = 6.52 W/kg

SAR(1 g) = 3.76 W/kg; SAR(10 g) = 2.01 W/kg (SAR corrected for target medium)

Deviation (10 g) = -1.47%



0 dB = 4.10 W/kg = 6.13 dBW/kg

PCTEST ENGINEERING LABORATORY, INC.

DUT: Dipole 1750 MHz; Type: D1765V2; Serial: 1008

Communication System: CW; Frequency: 1750 MHz; Duty Cycle: 1:1

Medium: 1750 Body Medium parameters used:

$f = 1750 \text{ MHz}$; $\sigma = 1.478 \text{ S/m}$; $\epsilon_r = 51.225$; $\rho = 1000 \text{ kg/m}^3$

Phantom section: Flat Section; Space: 1.0 cm

Test Date: 07-26-2013; Ambient Temp: 23.7°C; Tissue Temp: 22.8°C

Probe: ES3DV3 - SN3287; ConvF(4.86, 4.86, 4.86); Calibrated: 11/15/2012;

Sensor-Surface: 4mm (Mechanical Surface Detection)

Electronics: DAE4 Sn1333; Calibrated: 11/13/2012

Phantom: SAM Sub Dasy B; Type: SAM 5.0; Serial: TP-1626

Measurement SW: DASY4, Version 4.7 (80); SEMCAD X Version 14.6.8 (7164)

1750 MHz System Verification

Area Scan (6x8x1): Measurement grid: dx=15mm, dy=15mm

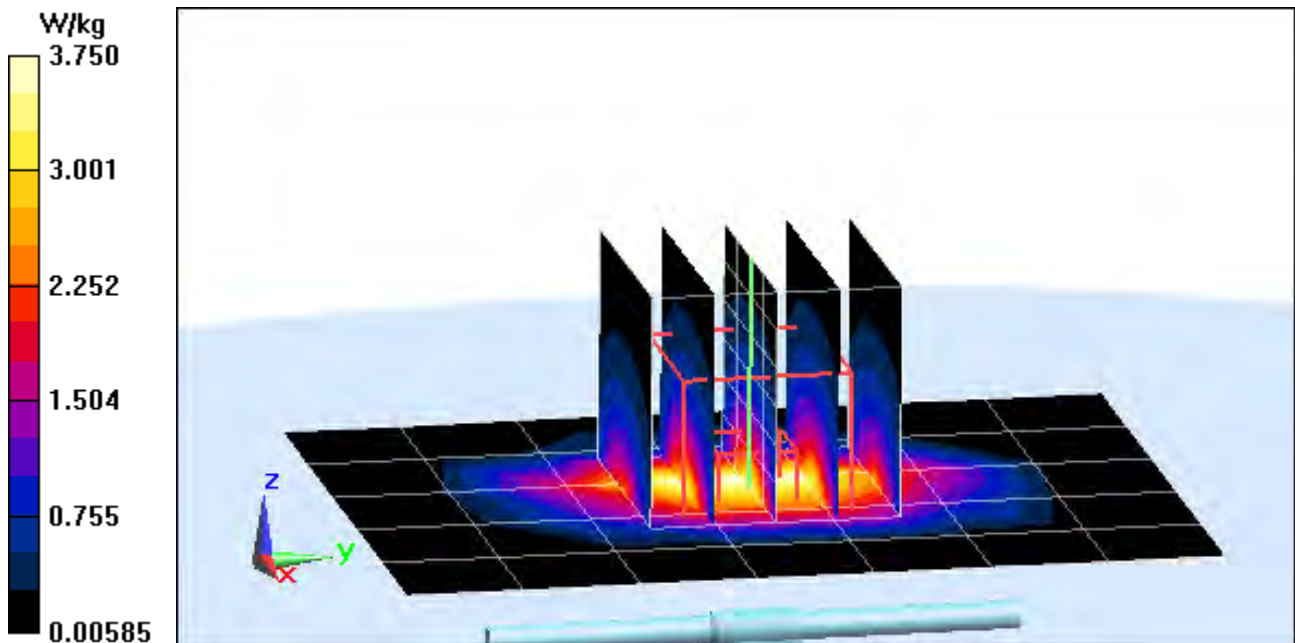
Zoom Scan (5x5x7)/Cube 0: Measurement grid: dx=8mm, dy=8mm, dz=5mm

Input Power = 20.0 dBm (100 mW)

Peak SAR (extrapolated) = 7.03 W/kg

SAR(1 g) = 3.96 W/kg; SAR(10 g) = 2.11 W/kg (SAR corrected for target medium)

Deviation (1 g) = 3.66 %



PCTEST ENGINEERING LABORATORY, INC.

DUT: Dipole 1750 MHz; Type: D1765V2; Serial: 1008

Communication System: CW; Frequency: 1750 MHz; Duty Cycle: 1:1

Medium: 1750 Body Medium parameters used:

$f = 1750$ MHz; $\sigma = 1.513$ S/m; $\epsilon_r = 51.058$; $\rho = 1000$ kg/m³

Phantom section: Flat Section; Space: 1.0 cm

Test Date: 08-01-2013; Ambient Temp: 23.2°C; Tissue Temp: 23.0°C

Probe: ES3DV3 - SN3287; ConvF(4.86, 4.86, 4.86); Calibrated: 11/15/2012;

Sensor-Surface: 4mm (Mechanical Surface Detection)

Electronics: DAE4 Sn1333; Calibrated: 11/13/2012

Phantom: SAM Sub Dasy B; Type: SAM 5.0; Serial: TP-1626

Measurement SW: DASY4, Version 4.7 (80); SEMCAD X Version 14.6.10 (7164)

1750 MHz System Verification

Area Scan (6x8x1): Measurement grid: dx=15mm, dy=15mm

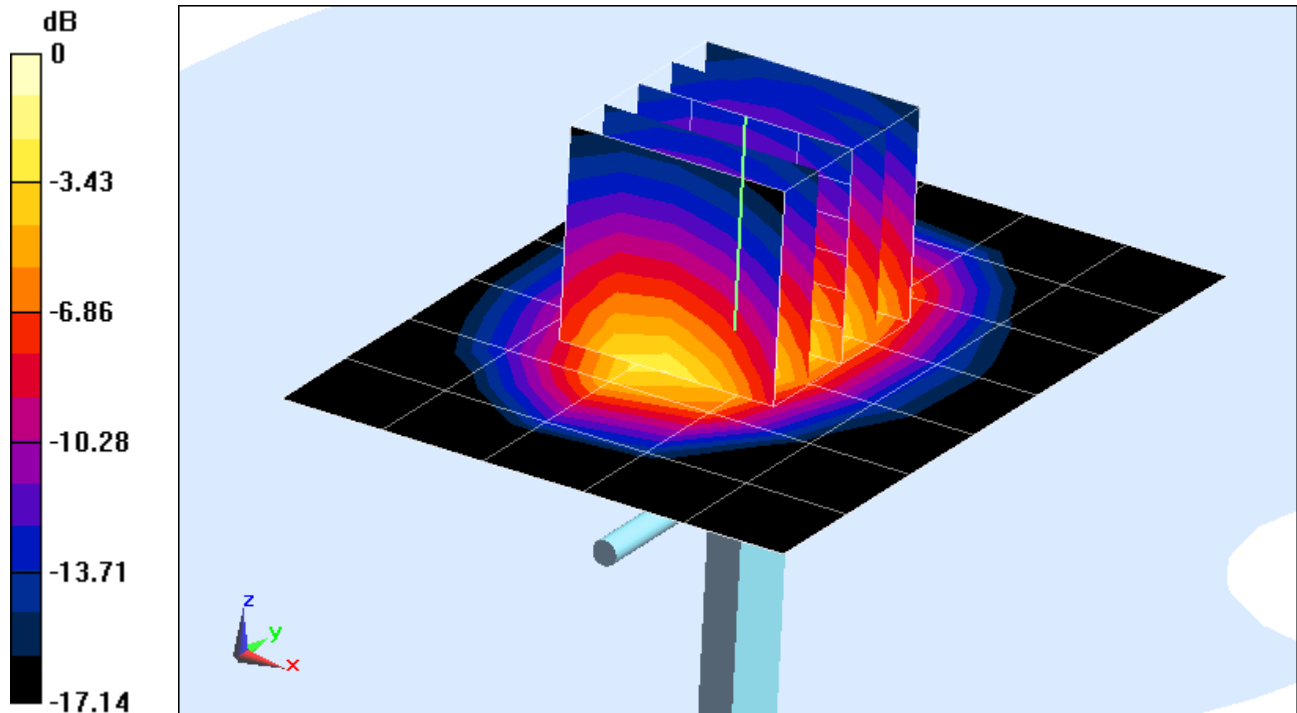
Zoom Scan (5x5x7)/Cube 0: Measurement grid: dx=8mm, dy=8mm, dz=5mm

Input Power = 20 dBm (100 mW)

Peak SAR (extrapolated) = 7.03 W/kg

SAR(1 g) = 3.92 W/kg; SAR(10 g) = 2.08 W/kg (SAR corrected for target medium)

Deviation (10 g) = 1.96%



0 dB = 4.39 W/kg = 6.42 dBW/kg

PCTEST ENGINEERING LABORATORY, INC.

DUT: SAR Dipole 1900 MHz; Type: D1900V2; Serial: 5d080

Communication System: CW; Frequency: 1900 MHz; Duty Cycle: 1:1

Medium: 1900 Body Medium parameters used (interpolated):

$f = 1900 \text{ MHz}$; $\sigma = 1.539 \text{ S/m}$; $\epsilon_r = 54.063$; $\rho = 1000 \text{ kg/m}^3$

Phantom section: Flat Section; Space: 1.0 cm

Test Date: 07-08-2013; Ambient Temp: 23.2°C; Tissue Temp: 22.8°C

Probe: ES3DV3 - SN3287; ConvF(4.69, 4.69, 4.69); Calibrated: 11/15/2012;

Sensor-Surface: 4mm (Mechanical Surface Detection)

Electronics: DAE4 Sn1333; Calibrated: 11/13/2012

Phantom: SAM Sub Dasy B; Type: SAM 5.0; Serial: TP-1626

Measurement SW: DASY4, Version 4.7 (80); SEMCAD X Version 14.6.10 (7164)

1900MHz System Verification

Area Scan (5x7x1): Measurement grid: dx=15mm, dy=15mm

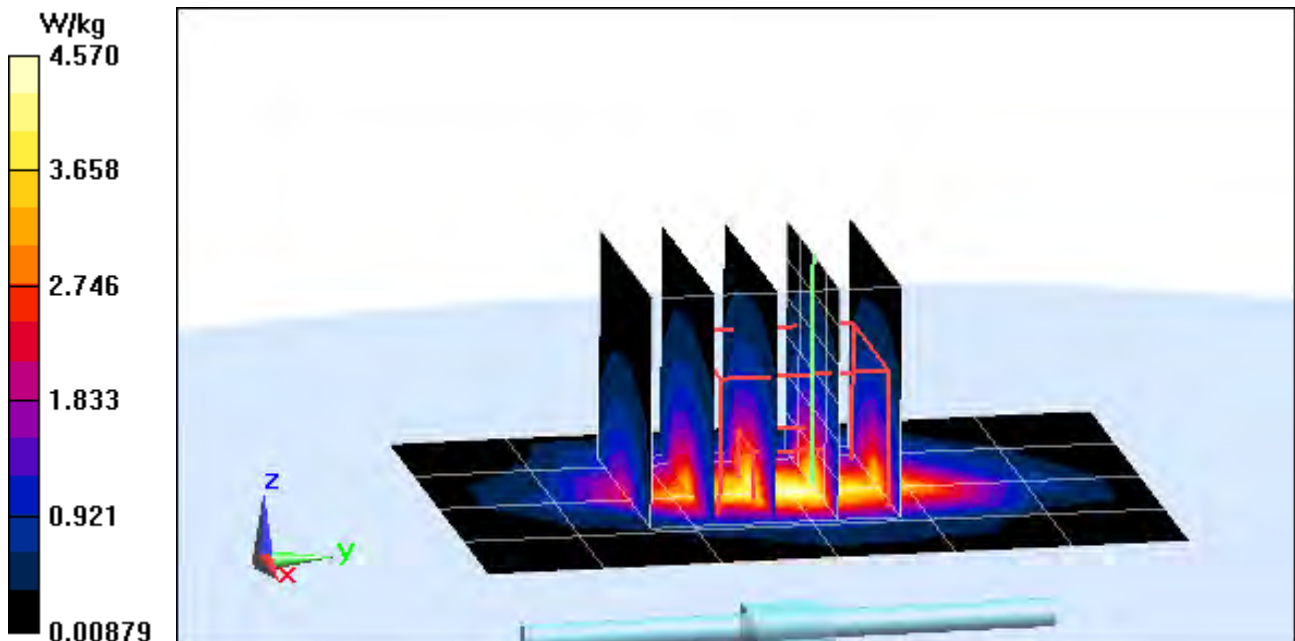
Zoom Scan (5x5x7)/Cube 0: Measurement grid: dx=8mm, dy=8mm, dz=5mm

Input Power = 20.0 dBm (100 mW)

Peak SAR (extrapolated) = 7.53 W/kg

SAR(1 g) = 4.25 W/kg; SAR(10 g) = 2.25 W/kg (SAR corrected for target medium)

Deviation (1 g) = 5.46 %



PCTEST ENGINEERING LABORATORY, INC.

DUT: SAR Dipole 1900 MHz; Type: D1900V2; Serial: 5d148

Communication System: CW; Frequency: 1900 MHz; Duty Cycle: 1:1

Medium: 1900 Body Medium parameters used (interpolated):

$f = 1900 \text{ MHz}$; $\sigma = 1.509 \text{ S/m}$; $\epsilon_r = 51.969$; $\rho = 1000 \text{ kg/m}^3$

Phantom section: Flat Section; Space: 1.0 cm

Test Date: 07-22-2013; Ambient Temp: 22.8°C; Tissue Temp: 23.4°C

Probe: EX3DV4 - SN3920; ConvF(7.38, 7.38, 7.38); Calibrated: 2/27/2013;

Sensor-Surface: 4mm (Mechanical Surface Detection)

Electronics: DAE4 Sn649; Calibrated: 2/6/2013

Phantom: SAM 5.0 front; Type: QD000P40CD; Serial: TP:-1648

Measurement SW: DASY52, Version 52.8 (7); SEMCAD X Version 14.6.10 (7164)

1900 MHz System Verification

Area Scan (7x10x1): Measurement grid: dx=15mm, dy=15mm

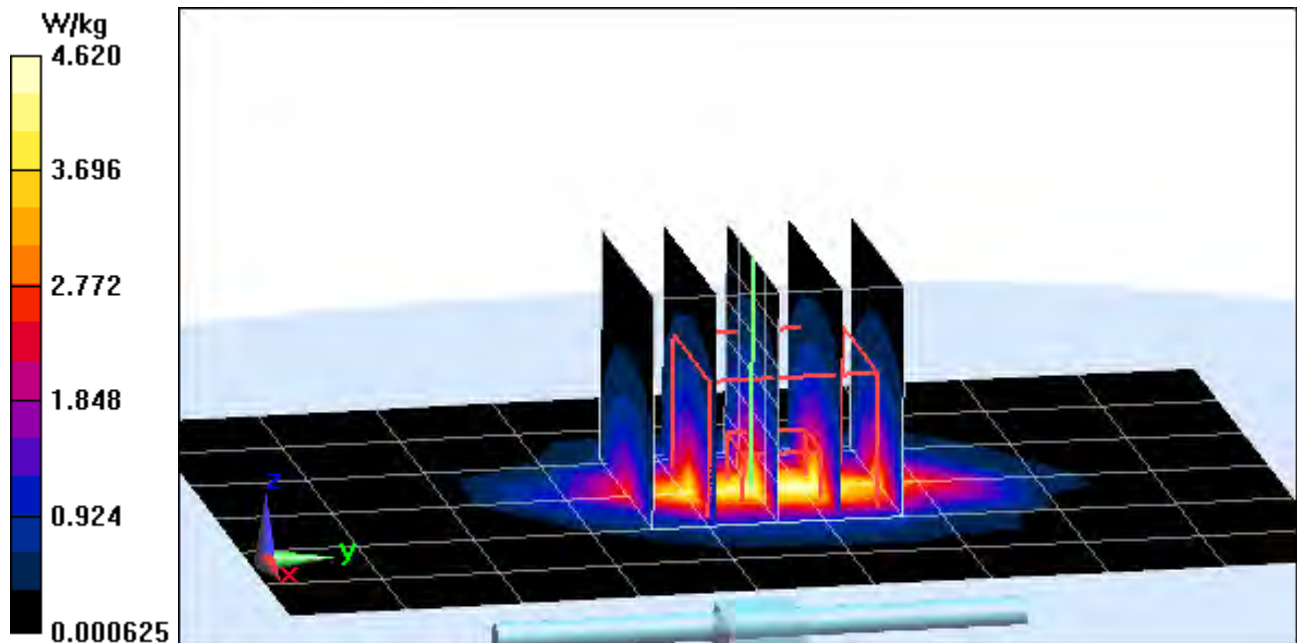
Zoom Scan (5x5x7)/Cube 0: Measurement grid: dx=8mm, dy=8mm, dz=5mm

Input Power = 20.0 dBm (100 mW)

Peak SAR (extrapolated) = 7.53 W/kg

SAR(1 g) = 4.22 W/kg; SAR(10 g) = 2.22 W/kg (SAR corrected for target medium)

Deviation (1 g) = 3.43 %



PCTEST ENGINEERING LABORATORY, INC.

DUT: SAR Dipole 1900 MHz; Type: D1900V2; Serial: 5d148

Communication System: CW; Frequency: 1900 MHz; Duty Cycle: 1:1

Medium: 1900 Body Medium parameters used (interpolated):

$f = 1900 \text{ MHz}$; $\sigma = 1.527 \text{ S/m}$; $\epsilon_r = 53.185$; $\rho = 1000 \text{ kg/m}^3$

Phantom section: Flat Section; Space: 1.0 cm

Test Date: 08-01-2013; Ambient Temp: 23.6°C; Tissue Temp: 23.7°C

Probe: EX3DV4 - SN3920; ConvF(7.38, 7.38, 7.38); Calibrated: 2/27/2013;

Sensor-Surface: 4mm (Mechanical Surface Detection)

Electronics: DAE4 Sn649; Calibrated: 2/6/2013

Phantom: SAM 5.0 front; Type: QD000P40CD; Serial: TP:-1648

Measurement SW: DASY52, Version 52.8 (7); SEMCAD X Version 14.6.10 (7164)

1900 MHz System Verification

Area Scan (7x10x1): Measurement grid: dx=15mm, dy=15mm

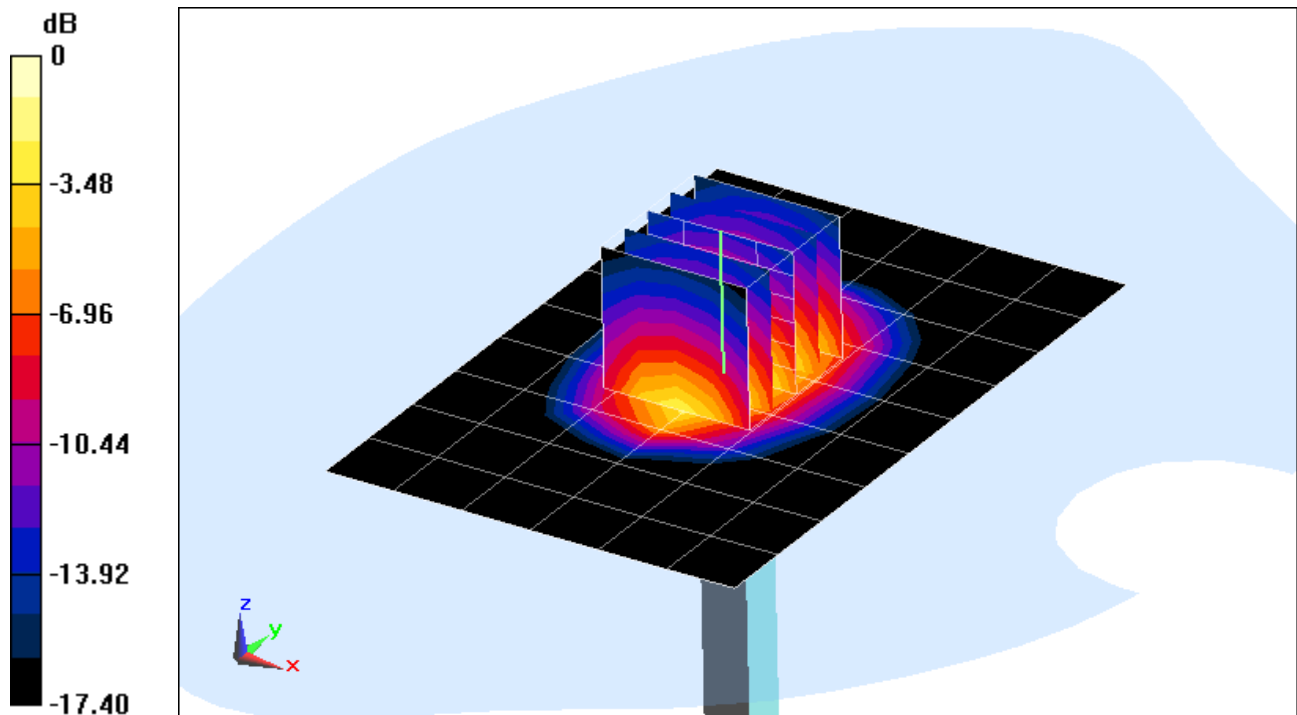
Zoom Scan (5x5x7)/Cube 0: Measurement grid: dx=8mm, dy=8mm, dz=5mm

Input Power = 20 dBm (100 mW)

Peak SAR (extrapolated) = 7.54 W/kg

SAR(1 g) = 4.21 W/kg; SAR(10 g) = 2.21 W/kg (SAR corrected for target medium)

Deviation (10 g) = 7.80%



0 dB = 4.71 W/kg = 6.73 dBW/kg

PCTEST ENGINEERING LABORATORY, INC.

DUT: Dipole 1900 MHz; Type: D1900V2; Serial: 5d141

Communication System: CW; Frequency: 1900 MHz; Duty Cycle: 1:1

Medium: 1900 Body Medium parameters used (interpolated):

$f = 1900 \text{ MHz}$; $\sigma = 1.576 \text{ S/m}$; $\epsilon_r = 50.749$; $\rho = 1000 \text{ kg/m}^3$

Phantom section: Flat Section ; Space: 1.0 cm

Test Date: 08-05-2013; Ambient Temp: 23.3°C; Tissue Temp: 23.1°C

Probe: ES3DV3 - SN3287; ConvF(4.69, 4.69, 4.69); Calibrated: 11/15/2012;

Sensor-Surface: 4mm (Mechanical Surface Detection)

Electronics: DAE4 Sn1333; Calibrated: 11/13/2012

Phantom: SAM with CRP; Type: SAM 4.0; Serial: TP1375

Measurement SW: DASY4, Version 4.7 (80); SEMCAD X Version 14.6.10 (7164)

1900MHz System Verification

Area Scan (5x7x1): Measurement grid: dx=15mm, dy=15mm

Zoom Scan (5x5x7)/Cube 0: Measurement grid: dx=8mm, dy=8mm, dz=5mm

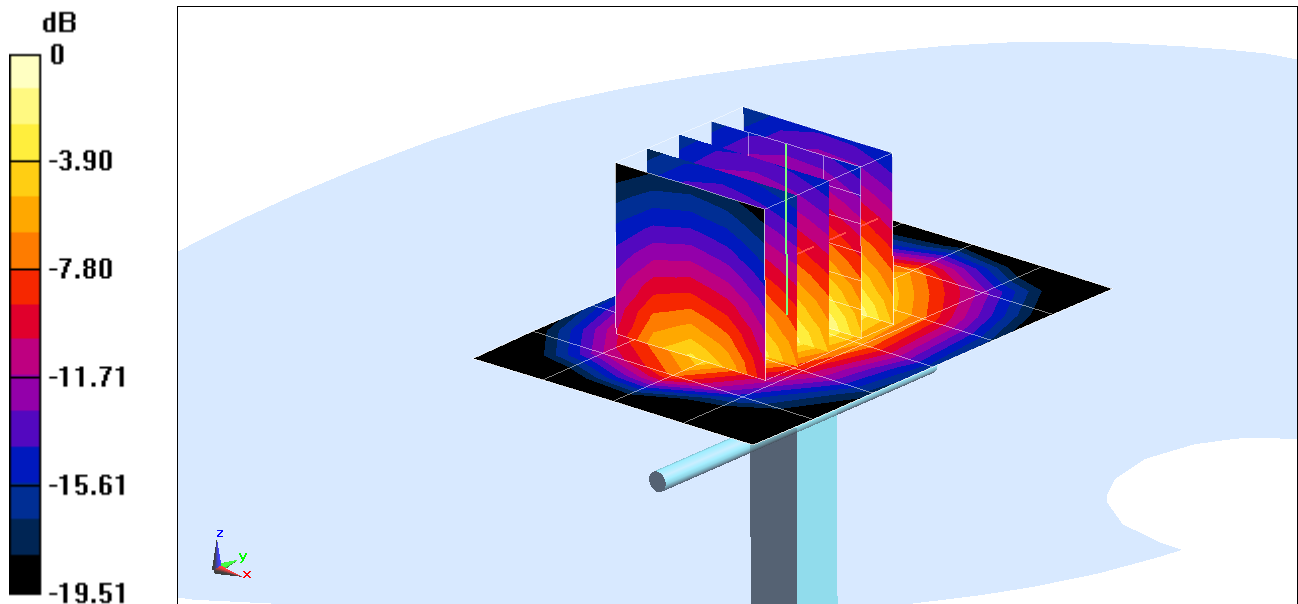
Input Power = 20 dBm (100 mW)

Peak SAR (extrapolated) = 7.42 W/kg

SAR(1 g) = 4.04 W/kg; SAR(10 g) = 2.1 W/kg (SAR corrected for target medium)

Deviation (1 g) = -2.65%

Deviation (10 g) = 2.44%



0 dB = 4.47 W/kg = 6.50 dBW/kg

PCTEST ENGINEERING LABORATORY, INC.

DUT: SAR Dipole 2450 MHz; Type: D2450V2; Serial: 719

Communication System: CW; Frequency: 2450 MHz; Duty Cycle: 1:1

Medium: 2450 Body Medium parameters used:

$f = 2450 \text{ MHz}$; $\sigma = 2.031 \text{ S/m}$; $\epsilon_r = 52.669$; $\rho = 1000 \text{ kg/m}^3$

Phantom section: Flat Section; Space: 1.0 cm

Test Date: 07-22-2013; Ambient Temp: 23.0°C; Tissue Temp: 22.6°C

Probe: ES3DV2 - SN3022; ConvF(3.97, 3.97, 3.97); Calibrated: 8/28/2012;

Sensor-Surface: 3mm (Mechanical Surface Detection)

Electronics: DAE4 Sn1322; Calibrated: 8/24/2012

Phantom: SAM Sub; Type: SAM 4.0; Serial: TP-1403

Measurement SW: DASY4, Version 4.7 (80);SEMCAD X Version 14.6.10 (7164)

2450MHz System Verification

Area Scan (6x9x1): Measurement grid: dx=12mm, dy=12mm

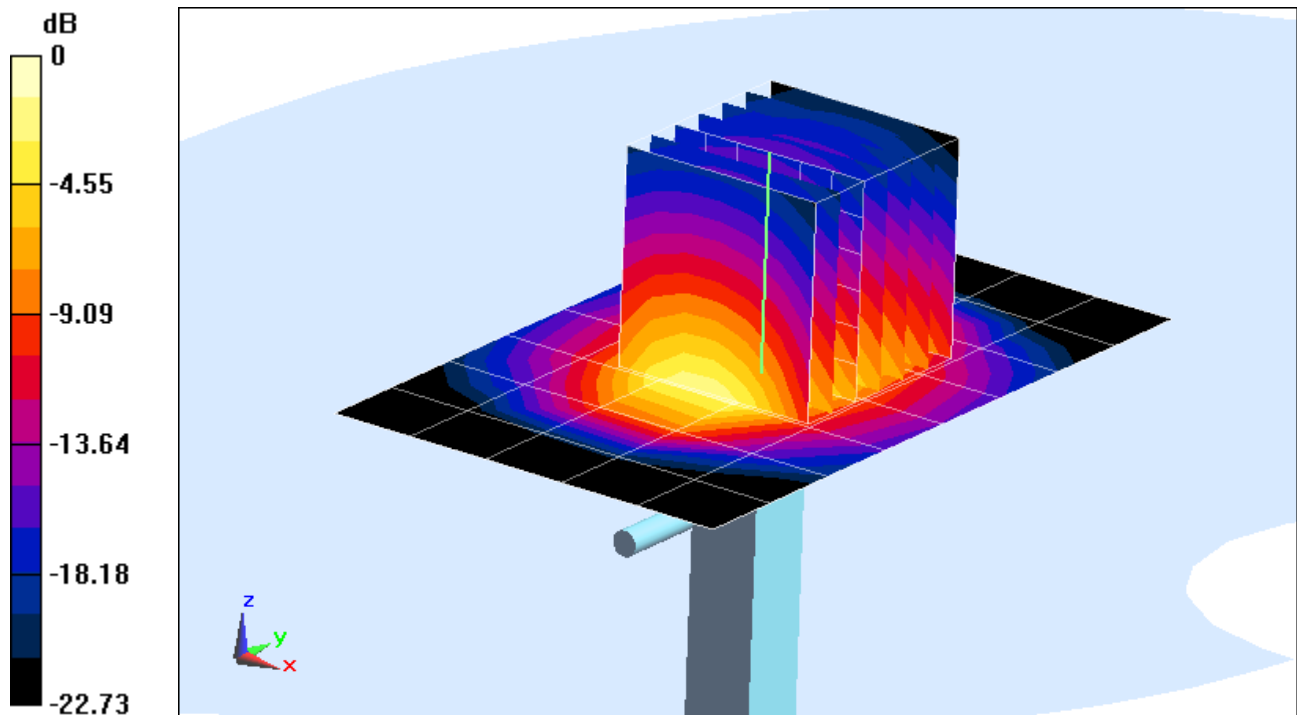
Zoom Scan (7x7x7)/Cube 0: Measurement grid: dx=5mm, dy=5mm, dz=5mm

Input Power = 20 dBm (100 mW)

Peak SAR (extrapolated) = 12.0 W/kg

SAR(1 g) = 5.48 W/kg; SAR(10 g) = 2.53 W/kg (SAR corrected for target medium)

Deviation (1 g) = 6.20%



0 dB = 7.03 W/kg = 8.47 dBW/kg

PCTEST ENGINEERING LABORATORY, INC.

DUT: SAR Dipole 2450 MHz; Type: D2450V2; Serial: 719

Communication System: CW; Frequency: 2450 MHz; Duty Cycle: 1:1

Medium: 2450 Body Medium parameters used:

$f = 2450 \text{ MHz}$; $\sigma = 1.971 \text{ S/m}$; $\epsilon_r = 51.167$; $\rho = 1000 \text{ kg/m}^3$

Phantom section: Flat Section; Space: 1.0 cm

Test Date: 08-02-2013; Ambient Temp: 23.1°C; Tissue Temp: 23.2°C

Probe: ES3DV2 - SN3022; ConvF(3.97, 3.97, 3.97); Calibrated: 8/28/2012;

Sensor-Surface: 3mm (Mechanical Surface Detection)

Electronics: DAE4 Sn1322; Calibrated: 8/24/2012

Phantom: SAM Sub; Type: SAM 4.0; Serial: TP-1403

Measurement SW: DASY4, Version 4.7 (80); SEMCAD X Version 14.6.10 (7164)

2450MHz System Verification

Area Scan (6x9x1): Measurement grid: dx=12mm, dy=12mm

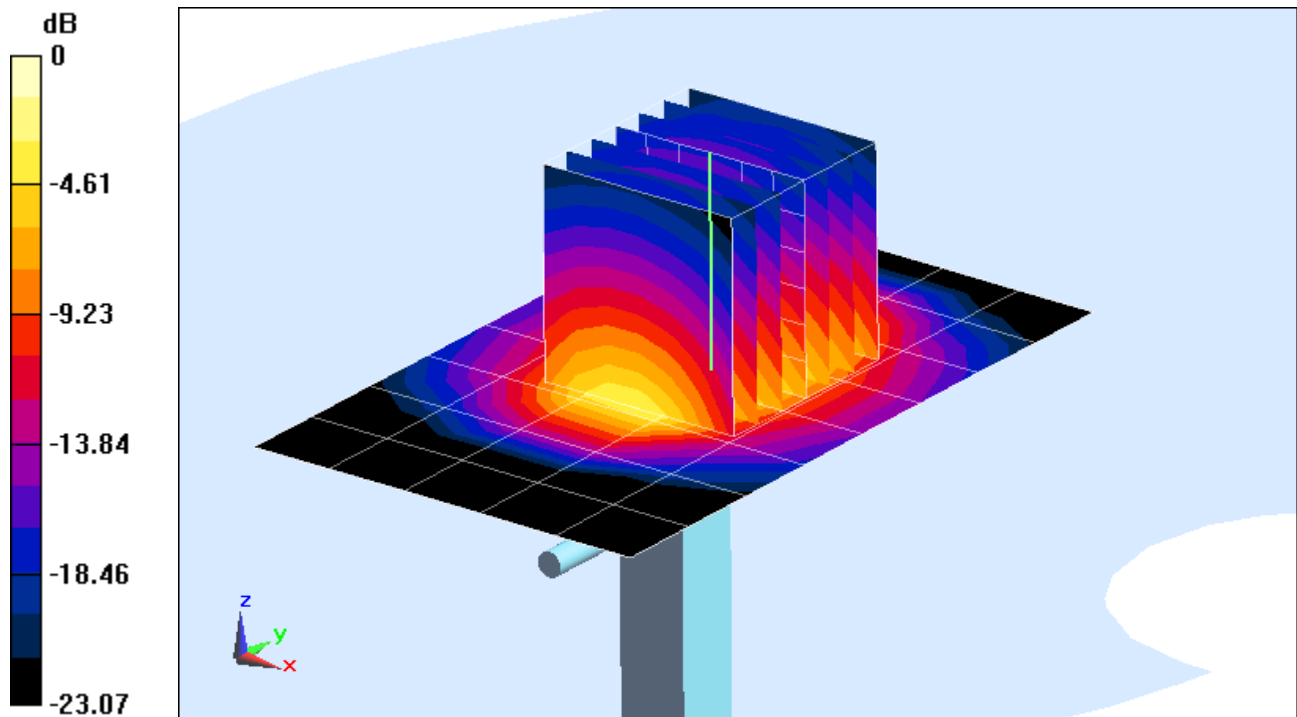
Zoom Scan (7x7x7)/Cube 0: Measurement grid: dx=5mm, dy=5mm, dz=5mm

Input Power = 20 dBm (100 mW)

Peak SAR (extrapolated) = 11.6 W/kg

SAR(1 g) = 5.31 W/kg; SAR(10 g) = 2.47 W/kg (SAR corrected for target medium)

Deviation (10 g) = 2.92%



0 dB = 6.88 W/kg = 8.38 dBW/kg

PCTEST ENGINEERING LABORATORY, INC.

DUT: SAR Dipole 2600 MHz; Type: D2600V2; Serial: 1004

Communication System: CW; Frequency: 2600 MHz; Duty Cycle: 1:1

Medium: 2600 Body Medium parameters used:

$f = 2600 \text{ MHz}$; $\sigma = 2.239 \text{ S/m}$; $\epsilon_r = 52.077$; $\rho = 1000 \text{ kg/m}^3$

Phantom section: Flat Section; Space: 1.0 cm

Test Date: 07-22-2013; Ambient Temp: 23.0°C; Tissue Temp: 22.6°C

Probe: ES3DV2 - SN3022; ConvF(3.8, 3.8, 3.8); Calibrated: 8/28/2012;

Sensor-Surface: 3mm (Mechanical Surface Detection)

Electronics: DAE4 Sn1322; Calibrated: 8/24/2012

Phantom: SAM Sub; Type: SAM 4.0; Serial: TP-1403

Measurement SW: DASY4, Version 4.7 (80); SEMCAD X Version 14.6.10 (7164)

2600MHz System Verification

Area Scan (6x8x1): Measurement grid: dx=12mm, dy=12mm

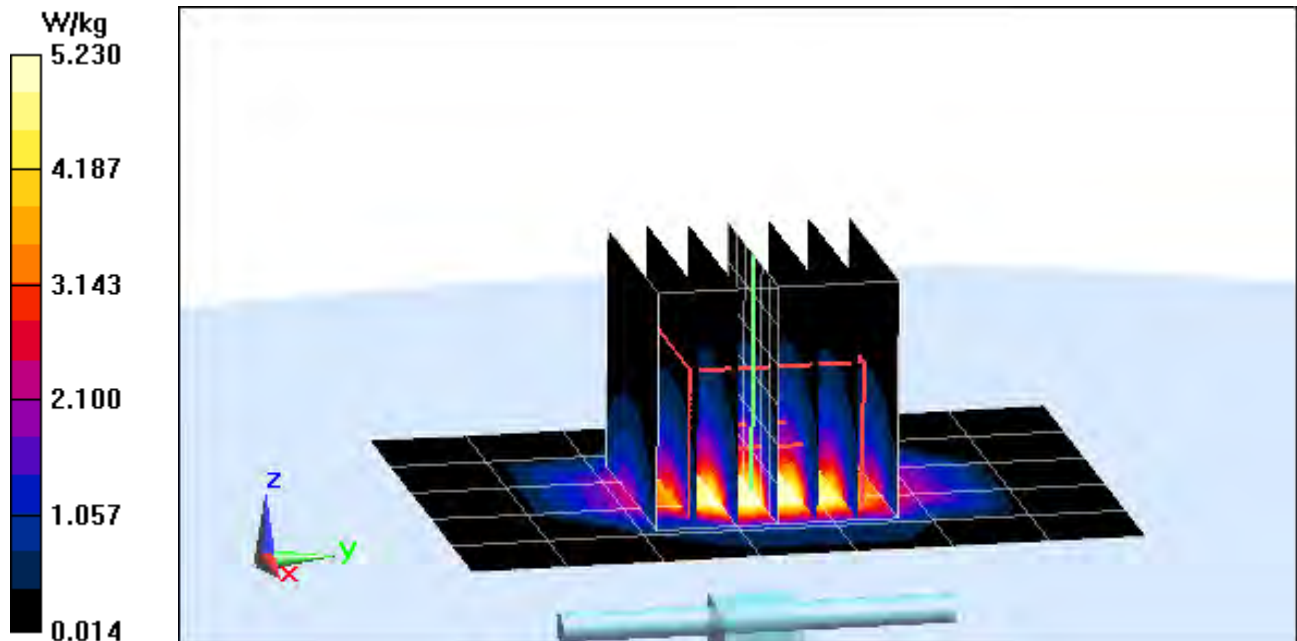
Zoom Scan (7x7x7)/Cube 0: Measurement grid: dx=5mm, dy=5mm, dz=5mm

Input Power = 20.0 dBm (100 mW)

Peak SAR (extrapolated) = 13.8 W/kg

SAR(1 g) = 5.67 W/kg; SAR(10 g) = 2.5 W/kg (SAR corrected for target medium)

Deviation (1 g) = -1.39 %



PCTEST ENGINEERING LABORATORY, INC.

DUT: SAR Dipole 2600 MHz; Type: D2600V2; Serial: 1004

Communication System: CW; Frequency: 2600 MHz; Duty Cycle: 1:1
Medium: 2600 Body Medium parameters used:

$f = 2600$ MHz; $\sigma = 2.150$ S/m; $\epsilon_r = 50.578$; $\rho = 1000$ kg/m³

Phantom section: Flat Section; Space: 1.0 cm

Test Date: 08-02-2013; Ambient Temp: 23.3°C; Tissue Temp: 23.2°C

Probe: ES3DV2 - SN3022; ConvF(3.8, 3.8, 3.8); Calibrated: 8/28/2012;
Sensor-Surface: 3mm (Mechanical Surface Detection)

Electronics: DAE4 Sn1322; Calibrated: 8/24/2012

Phantom: SAM Sub; Type: SAM 4.0; Serial: TP-1403

Measurement SW: DASY4, Version 4.7 (80); SEMCAD X Version 14.6.10 (7164)

2600MHz System Verification

Area Scan (6x8x1): Measurement grid: dx=12mm, dy=12mm

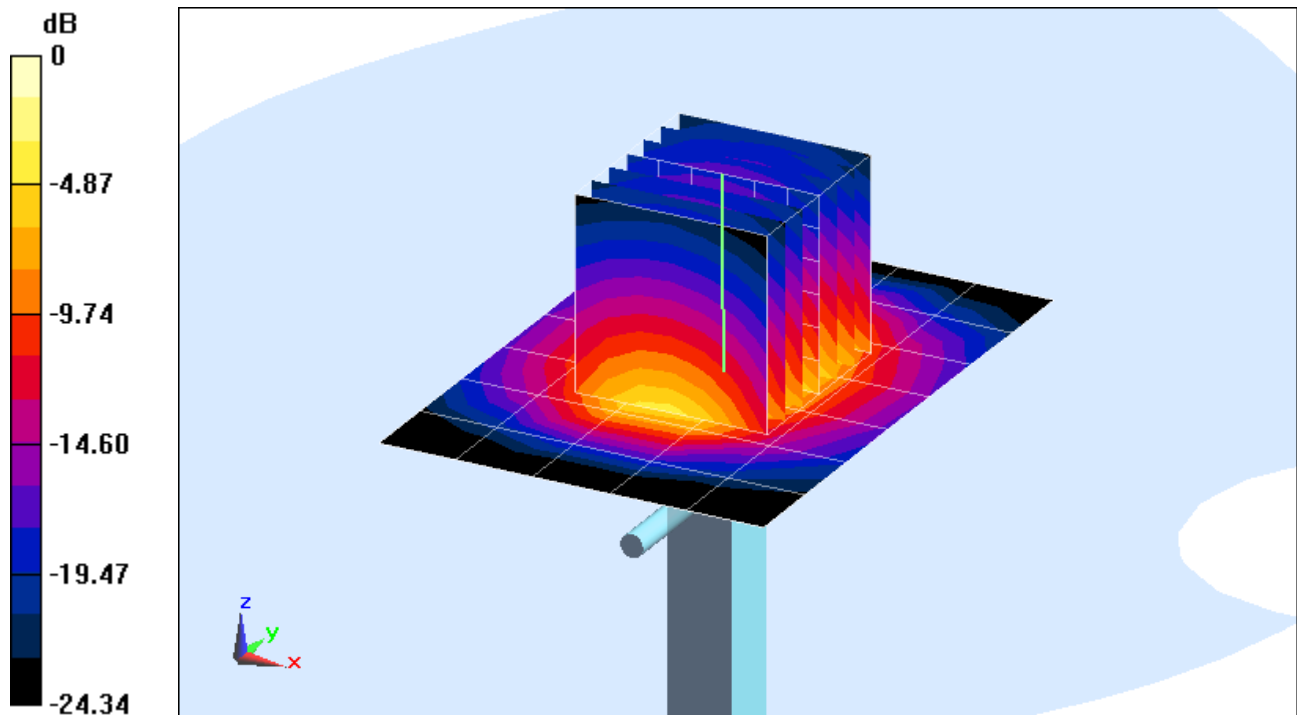
Zoom Scan (7x7x7)/Cube 0: Measurement grid: dx=5mm, dy=5mm, dz=5mm

Input Power = 20 dBm (100 mW)

Peak SAR (extrapolated) = 14.3 W/kg

SAR(1 g) = 5.54 W/kg; SAR(10 g) = 2.42 W/kg (SAR corrected for target medium)

Deviation = -1.63%



0 dB = 7.56 W/kg = 8.79 dBW/kg

PCTEST ENGINEERING LABORATORY, INC.

DUT: Dipole 5200 MHz; Type: D5GHzV2; Serial: 1057

Communication System: CW; Frequency: 5200 MHz; Duty Cycle: 1:1

Medium: 5 GHz Body; Medium parameters used:

$f = 5200 \text{ MHz}$; $\sigma = 5.437 \text{ S/m}$; $\epsilon_r = 47.182$; $\rho = 1000 \text{ kg/m}^3$

Phantom section: Flat Section; Space: 1.0 cm

Test Date: 05-06-2013; Ambient Temp: 23.6°C; Tissue Temp: 21.8°C

Probe: EX3DV4 - SN3589; ConvF(3.99, 3.99, 3.99); Calibrated: 1/17/2013;

Sensor-Surface: 1.4mm (Mechanical Surface Detection)

Electronics: DAE4 Sn1272; Calibrated: 1/17/2013

Phantom: SAM Sub; Type: SAM 4.0; Serial: TP-1357

Measurement SW: DASY4, Version 4.7 (80);SEMCAD X Version 14.6.10 (7164)

5200MHz System Verification

Area Scan (7x9x1): Measurement grid: dx=10mm, dy=10mm

Zoom Scan (9x9x7)/Cube 0: Measurement grid: dx=4mm, dy=4mm, dz=1.4mm; Graded Ratio: 1.4

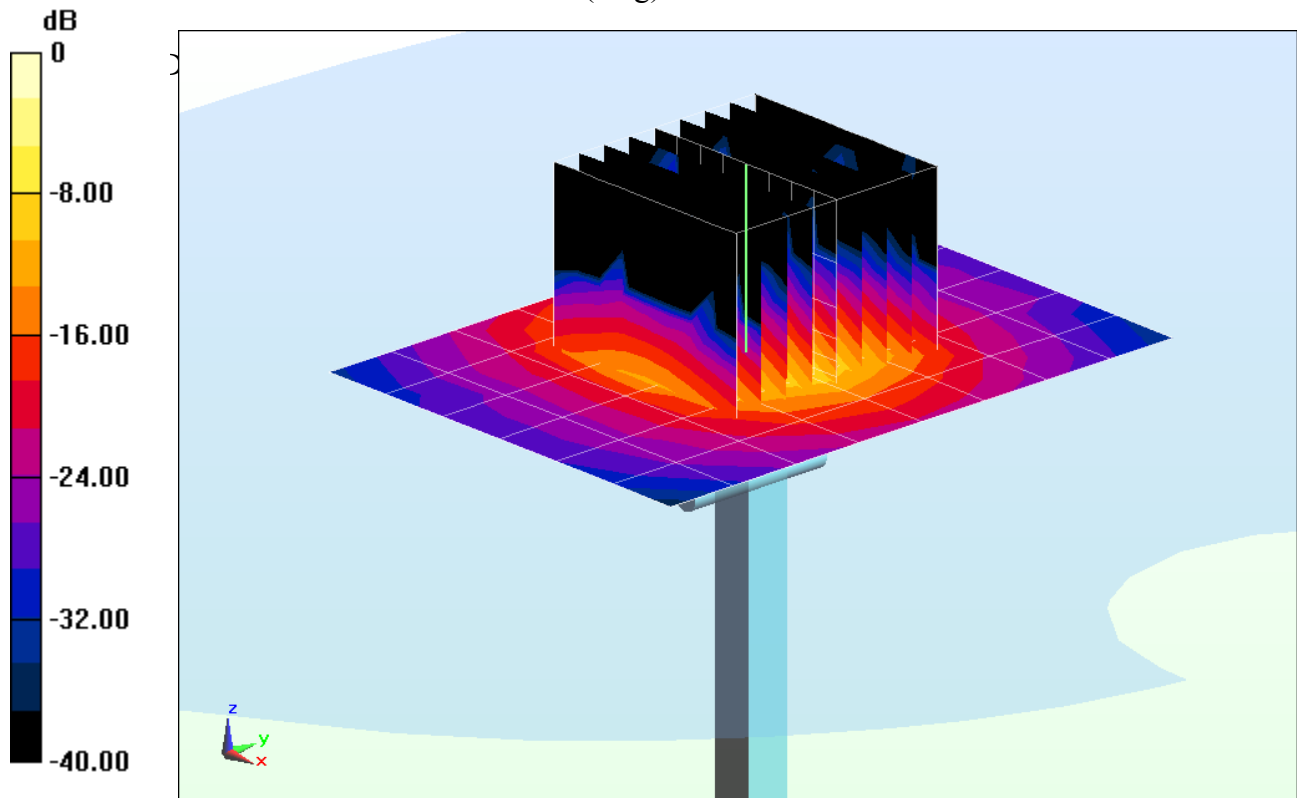
Input Power = 20.0 dBm (100 mW)

Peak SAR (extrapolated) = 31.4 W/kg

SAR(1 g) = 7.57 W/kg; SAR(10 g) = 2.08 W/kg (SAR corrected for target medium)

Deviation (1 g) = 0.26%

Deviation (10 g) = -1.42 %



0 dB = 19.3 W/kg = 12.86 dBW/kg

PCTEST ENGINEERING LABORATORY, INC.

DUT: Dipole 5300 MHz; Type: D5GHzV2; Serial: 1057

Communication System: CW; Frequency: 5300 MHz; Duty Cycle: 1:1

Medium: 5 GHz Body; Medium parameters used:

$f = 5300 \text{ MHz}$; $\sigma = 5.546 \text{ S/m}$; $\epsilon_r = 46.946$; $\rho = 1000 \text{ kg/m}^3$

Phantom section: Flat Section; Space: 1.0 cm

Test Date: 05-06-2013; Ambient Temp: 23.6°C; Tissue Temp: 21.8°C

Probe: EX3DV4 - SN3589; ConvF(3.81, 3.81, 3.81); Calibrated: 1/17/2013;

Sensor-Surface: 1.4mm (Mechanical Surface Detection)

Electronics: DAE4 Sn1272; Calibrated: 1/17/2013

Phantom: SAM Sub; Type: SAM 4.0; Serial: TP-1357

Measurement SW: DASY4, Version 4.7 (80);SEMCAD X Version 14.6.10 (7164)

5300MHz System Verification

Area Scan (7x9x1): Measurement grid: dx=10mm, dy=10mm

Zoom Scan (9x9x7)/Cube 0: Measurement grid: dx=4mm, dy=4mm, dz=1.4mm; Graded Ratio: 1.4

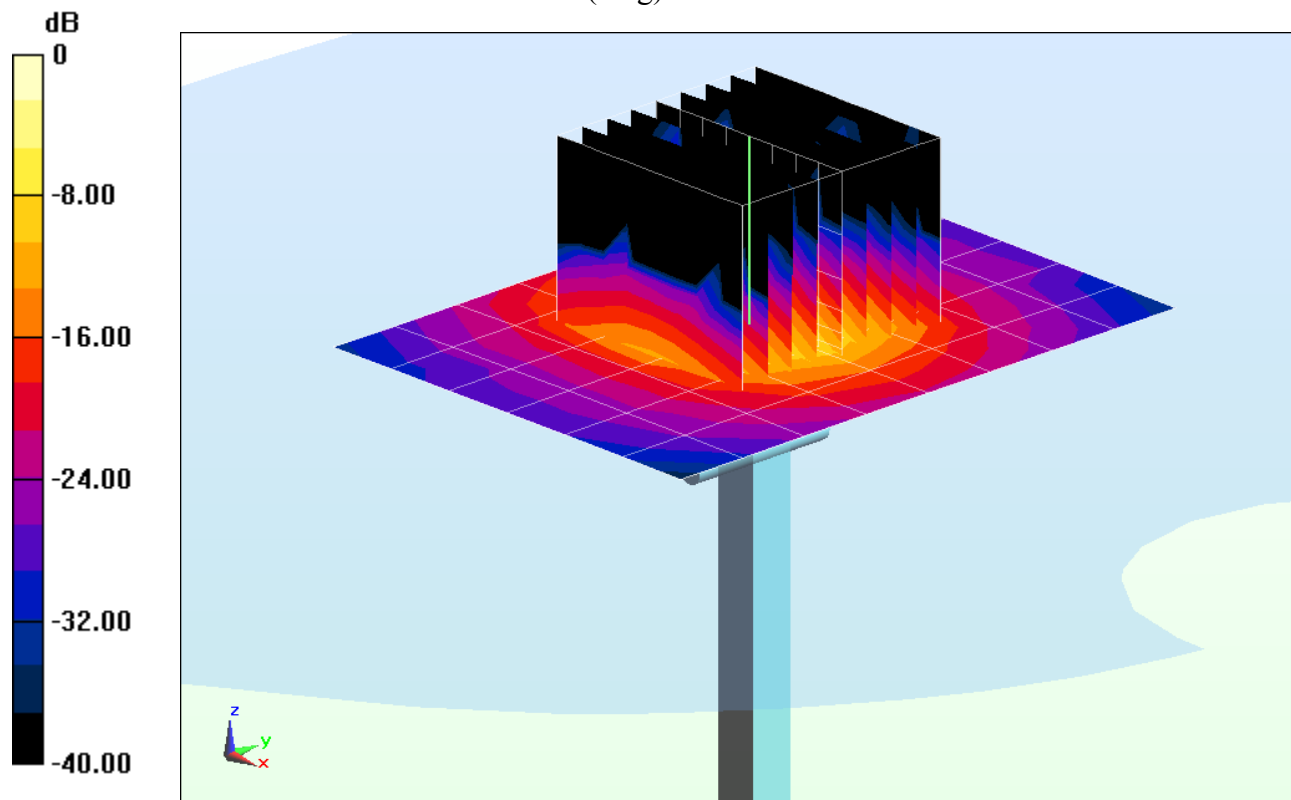
Input Power = 20.0 dBm (100 mW)

Peak SAR (extrapolated) = 33.5 W/kg

SAR(1 g) = 8.09 W/kg; SAR(10 g) = 2.23 W/kg (SAR corrected for target medium)

Deviation (1 g) = 7.44%

Deviation (10 g) = 5.69 %



0 dB = 20.6 W/kg = 13.14 dBW/kg

PCTEST ENGINEERING LABORATORY, INC.

DUT: Dipole 5500 MHz; Type: D5GHzV2; Serial: 1057

Communication System: CW; Frequency: 5500 MHz; Duty Cycle: 1:1

Medium: 5 GHz Body; Medium parameters used:

$f = 5500 \text{ MHz}$; $\sigma = 5.801 \text{ S/m}$; $\epsilon_r = 46.707$; $\rho = 1000 \text{ kg/m}^3$

Phantom section: Flat Section; Space: 1.0 cm

Test Date: 05-06-2013; Ambient Temp: 23.6°C; Tissue Temp: 21.8°C

Probe: EX3DV4 - SN3589; ConvF(3.52, 3.52, 3.52); Calibrated: 1/17/2013;

Sensor-Surface: 1.4mm (Mechanical Surface Detection)

Electronics: DAE4 Sn1272; Calibrated: 1/17/2013

Phantom: SAM Sub; Type: SAM 4.0; Serial: TP-1357

Measurement SW: DASY4, Version 4.7 (80);SEMCAD X Version 14.6.10 (7164)

5500MHz System Verification

Area Scan (7x9x1): Measurement grid: dx=10mm, dy=10mm

Zoom Scan (9x9x7)/Cube 0: Measurement grid: dx=4mm, dy=4mm, dz=1.4mm; Graded Ratio: 1.4

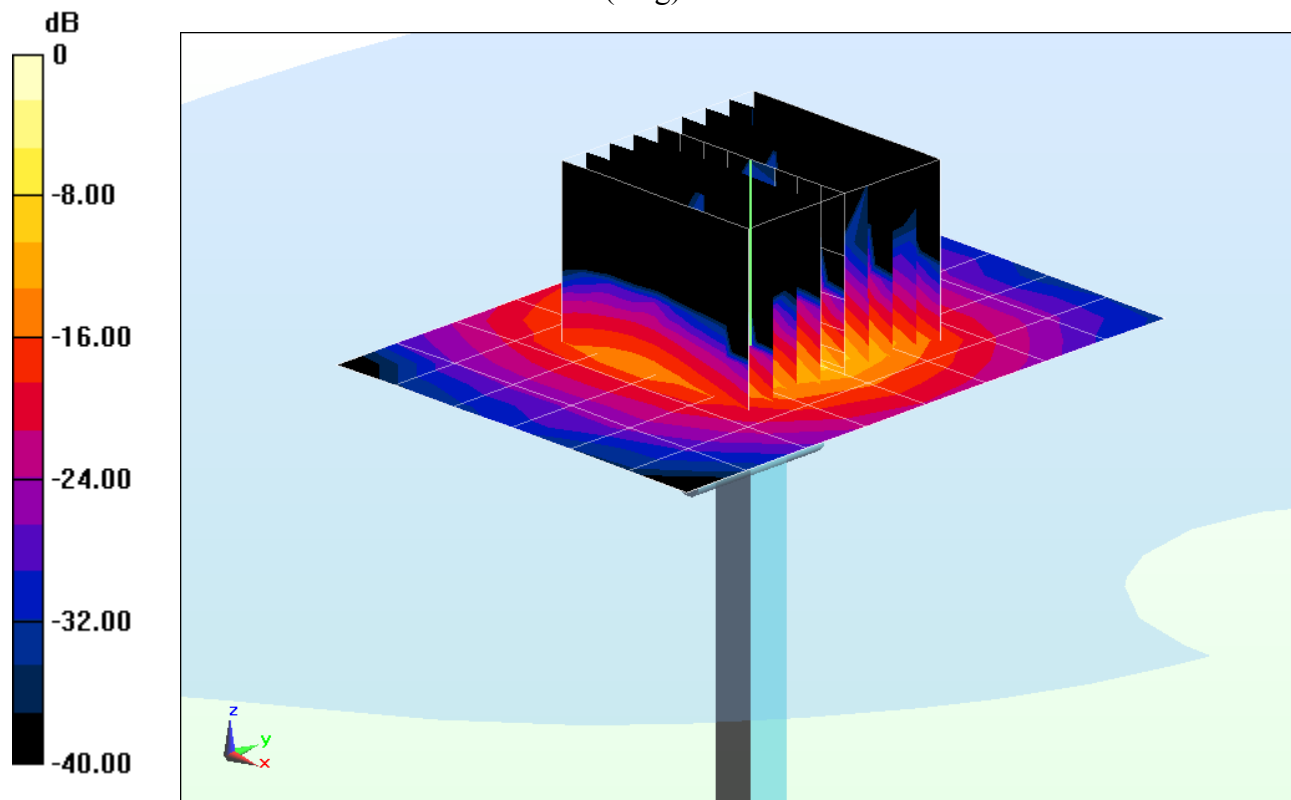
Input Power = 20.0 dBm (100 mW)

Peak SAR (extrapolated) = 39.8 W/kg

SAR(1 g) = 8.11 W/kg; SAR(10 g) = 2.22 W/kg (SAR corrected for target medium)

Deviation (1 g) = 0.37%

Deviation (10 g) = -0.89 %



0 dB = 21.3 W/kg = 13.28 dBW/kg

PCTEST ENGINEERING LABORATORY, INC.

DUT: Dipole 5600 MHz; Type: D5GHzV2; Serial: 1057

Communication System: CW; Frequency: 5600 MHz; Duty Cycle: 1:1

Medium: 5 GHz Body; Medium parameters used:

$f = 5600 \text{ MHz}$; $\sigma = 5.946 \text{ S/m}$; $\epsilon_r = 46.517$; $\rho = 1000 \text{ kg/m}^3$

Phantom section: Flat Section; Space: 1.0 cm

Test Date: 05-06-2013; Ambient Temp: 23.7°C; Tissue Temp: 21.9°C

Probe: EX3DV4 - SN3589; ConvF(3.32, 3.32, 3.32); Calibrated: 1/17/2013;

Sensor-Surface: 1.4mm (Mechanical Surface Detection)

Electronics: DAE4 Sn1272; Calibrated: 1/17/2013

Phantom: SAM Sub; Type: SAM 4.0; Serial: TP-1357

Measurement SW: DASY4, Version 4.7 (80);SEMCAD X Version 14.6.10 (7164)

5600MHz System Verification

Area Scan (7x9x1): Measurement grid: dx=10mm, dy=10mm

Zoom Scan (9x9x7)/Cube 0: Measurement grid: dx=4mm, dy=4mm, dz=1.4mm; Graded Ratio: 1.4

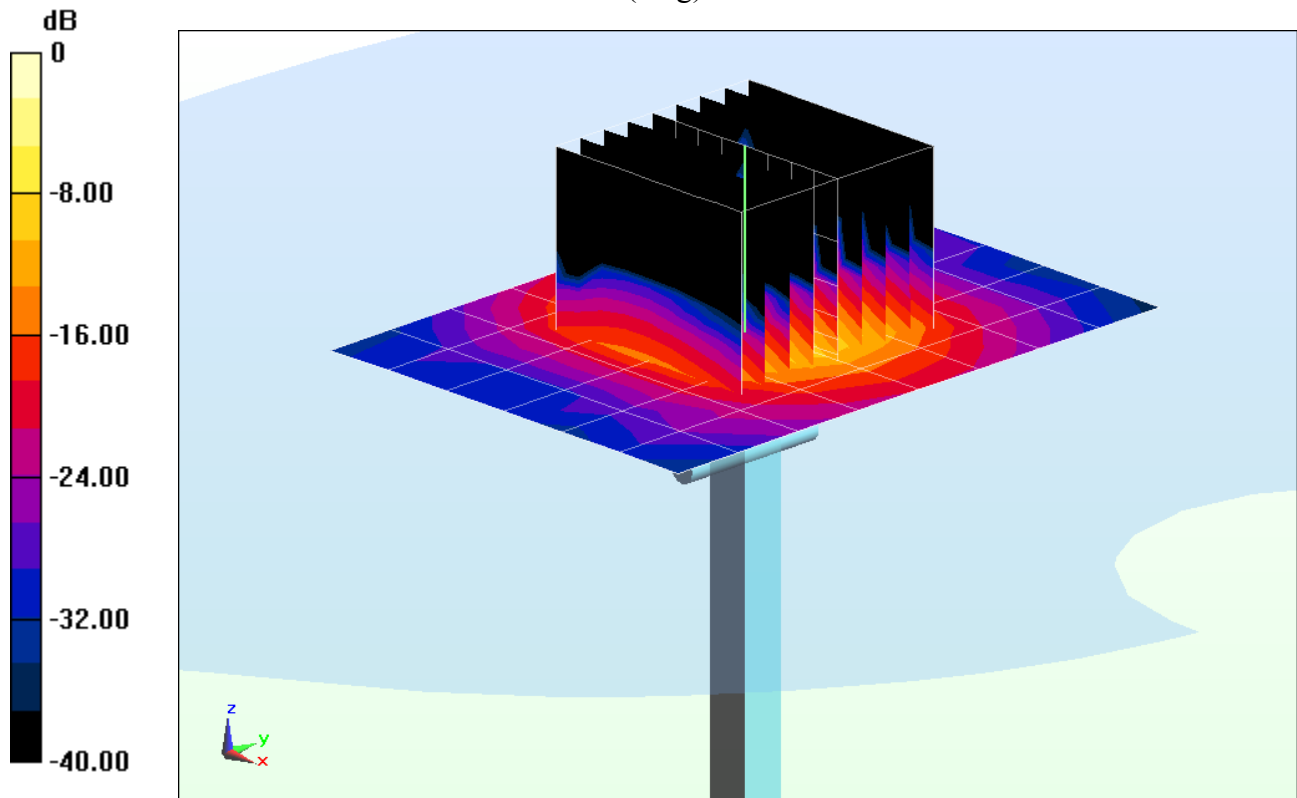
Input Power = 20.0 dBm (100 mW)

Peak SAR (extrapolated) = 37.4 W/kg

SAR(1 g) = 8.48 W/kg; SAR(10 g) = 2.31 W/kg (SAR corrected for target medium)

Deviation (1 g) = 5.60%

Deviation (10 g) = 3.59 %



0 dB = 21.4 W/kg = 13.30 dBW/kg

PCTEST ENGINEERING LABORATORY, INC.

DUT: Dipole 5800 MHz; Type: D5GHzV2; Serial: 1057

Communication System: CW; Frequency: 5800 MHz; Duty Cycle: 1:1

Medium: 5 GHz Body; Medium parameters used:

$f = 5800 \text{ MHz}$; $\sigma = 6.198 \text{ S/m}$; $\epsilon_r = 46.11$; $\rho = 1000 \text{ kg/m}^3$

Phantom section: Flat Section; Space: 1.0 cm

Test Date: 05-06-2013; Ambient Temp: 23.7°C; Tissue Temp: 21.8°C

Probe: EX3DV4 - SN3589; ConvF(3.66, 3.66, 3.66); Calibrated: 1/17/2013;

Sensor-Surface: 1.4mm (Mechanical Surface Detection)

Electronics: DAE4 Sn1272; Calibrated: 1/17/2013

Phantom: SAM Sub; Type: SAM 4.0; Serial: TP-1357

Measurement SW: DASY4, Version 4.7 (80);SEMCAD X Version 14.6.10 (7164)

5800MHz System Verification

Area Scan (7x9x1): Measurement grid: dx=10mm, dy=10mm

Zoom Scan (9x9x7)/Cube 0: Measurement grid: dx=4mm, dy=4mm, dz=1.4mm; Graded Ratio: 1.4

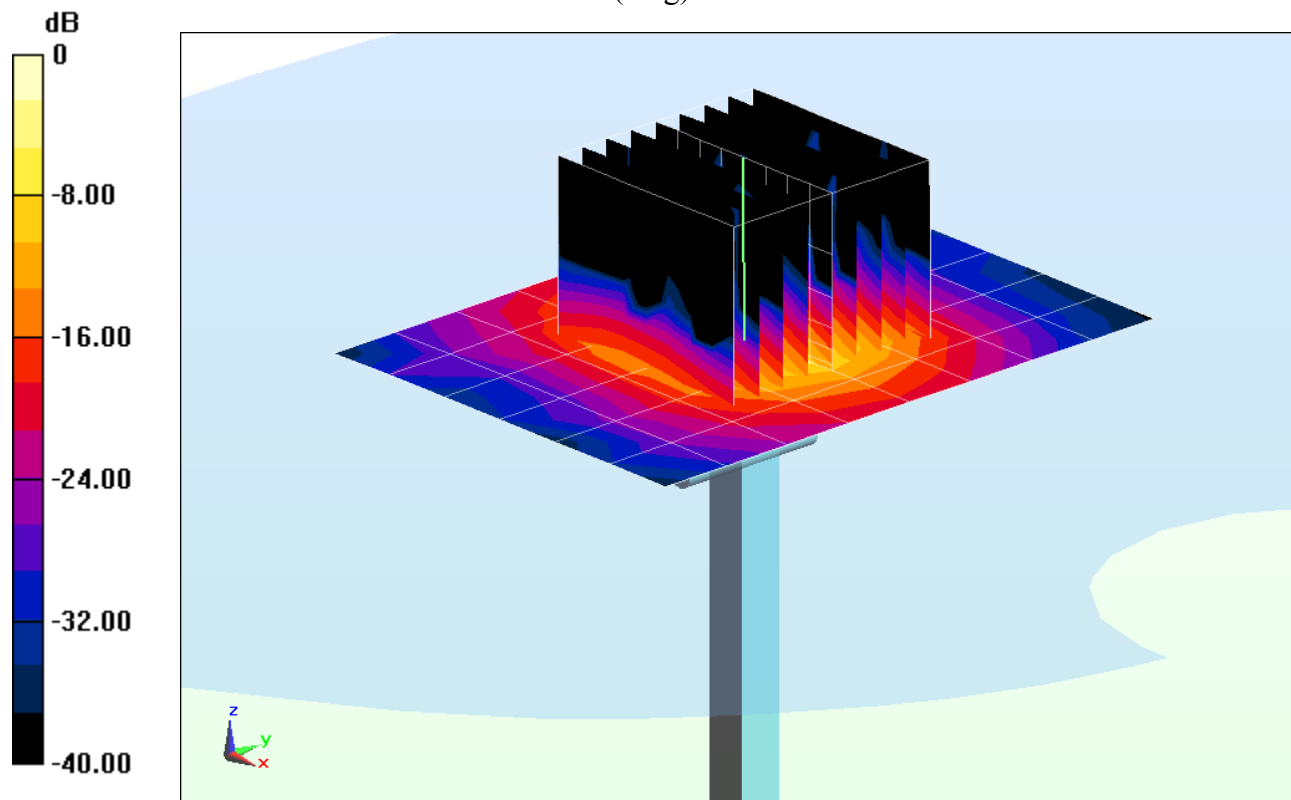
Input Power = 20.0 dBm (100 mW)

Peak SAR (extrapolated) = 39.6 W/kg

SAR(1 g) = 7.42 W/kg; SAR(10 g) = 2.02 W/kg (SAR corrected for target medium)

Deviation (1 g) = -1.20%

Deviation (10 g) = -2.42 %



0 dB = 19.2 W/kg = 12.83 dBW/kg