



The Photos of SAR test

No. 2013SAR00031

For

Sony Mobile Communications AB

GSM 850/900/1800/1900 quad bands and UMTS FDD 1/2/4/5/8 mobile phone

Type number: PM-0360-BV

Marketing name: C5302

With

Hardware Version: A

Software Version: 12.0.A.1.18 / s_atp_huashan_0_0_18_c (WLAN)

FCC ID: PY7PM-0360

Issued Date: 2013-03-15



Note:

The test results in this test report relate only to the devices specified in this report. This report shall not be reproduced except in full without the written approval of TMC Beijing.

Test Laboratory:

TMC Beijing, Telecommunication Metrology Center of MIIT

No. 52, Huayuan Bei Road, Haidian District, Beijing, P. R. China 100191.

Tel:+86(0)10-62304633-2079, Fax:+86(0)10-62304633 Email:welcome@emcite.com. www.emcite.com

©Copyright. All rights reserved by TMC Beijing.



Picture 1: Constituents of the sample



Picture 2: Left Hand Touch Cheek Position



Picture 3: Left Hand Tilt 15° Position





Picture 4: Right Hand Touch Cheek Position





Picture 5: Right Hand Tilt 15° Position

Test positions for body:



The Body SAR is tested at the following 6 test positions all with the distance =10mm or 15mm between the EUT and the phantom bottom:





Picture 6: Front - 10mm





Picture 6-1: Front - 15mm




Picture 6-2: Front with Headset - 15mm





Picture 7: Rear - 10mm





Picture 7-1: Rear - 15mm





Picture 8: Left Edge - 10mm





Picture 8-1: Left Edge - 15mm





Picture 9: Right Edge - 10mm



Picture 9-1: Right Edge - 15mm



Picture 10: Bottom Edge - 10mm



Picture 10-1: Bottom Edge - 15mm



Picture 11: Top Edge - 10mm